



US00D783984S

(12) **United States Design Patent** (10) **Patent No.:** **US D783,984 S**  
**Williams, Jr.** (45) **Date of Patent:** **\*\* Apr. 18, 2017**

(54) **SHOE UPPER**  
(71) Applicant: **NIKE, Inc.**, Beaverton, OR (US)  
(72) Inventor: **Robert C. Williams, Jr.**, Tigard, OR (US)  
(73) Assignee: **NIKE, Inc.**, Beaverton, OR (US)  
(\*\*) Term: **15 Years**  
(21) Appl. No.: **29/536,735**  
(22) Filed: **Aug. 19, 2015**  
(51) **LOC (10) Cl.** ..... **02-99**  
(52) **U.S. Cl.**  
USPC ..... **D2/972**  
(58) **Field of Classification Search**  
USPC ..... D2/902, 906-908, 944, 946, 969, D2/972-974, 977  
CPC ... A43B 13/181; A43B 13/141; A43B 13/186; A43B 13/188; A43B 23/00; A43B 23/02; A43B 5/00; A43B 23/26; A43B 1/04; A43B 11/14; A43B 7/00; A43C 1/00; A43C 11/00  
See application file for complete search history.

(56) **References Cited**  
U.S. PATENT DOCUMENTS  
D109,226 S \* 4/1938 Lipp ..... D2/946  
D370,117 S \* 5/1996 Worthington ..... D2/969  
D504,562 S 5/2005 Kuerbis  
D524,532 S 7/2006 Roulo  
D583,545 S 12/2008 Lee  
D623,840 S 9/2010 Hui  
D636,581 S 4/2011 Petrie  
D636,582 S 4/2011 Petrie  
D636,583 S 4/2011 Petrie

D642,782 S 8/2011 Williams, Jr.  
D659,976 S 5/2012 Mahoney  
D666,404 S 9/2012 Shaffer  
D666,406 S 9/2012 Shaffer  
D668,035 S 10/2012 Shaffer  
D668,441 S \* 10/2012 Shaffer ..... D2/972  
D671,730 S 12/2012 Shaffer  
D671,735 S 12/2012 Taylor  
D672,130 S 12/2012 Shaffer  
D672,131 S 12/2012 Shaffer  
D672,132 S 12/2012 Shaffer  
D684,761 S \* 6/2013 Williams, Jr. .... D2/972  
D688,860 S 9/2013 Hrsak  
D688,861 S 9/2013 Hrsak  
D692,222 S 10/2013 Young  
D700,423 S 3/2014 Martin

(Continued)

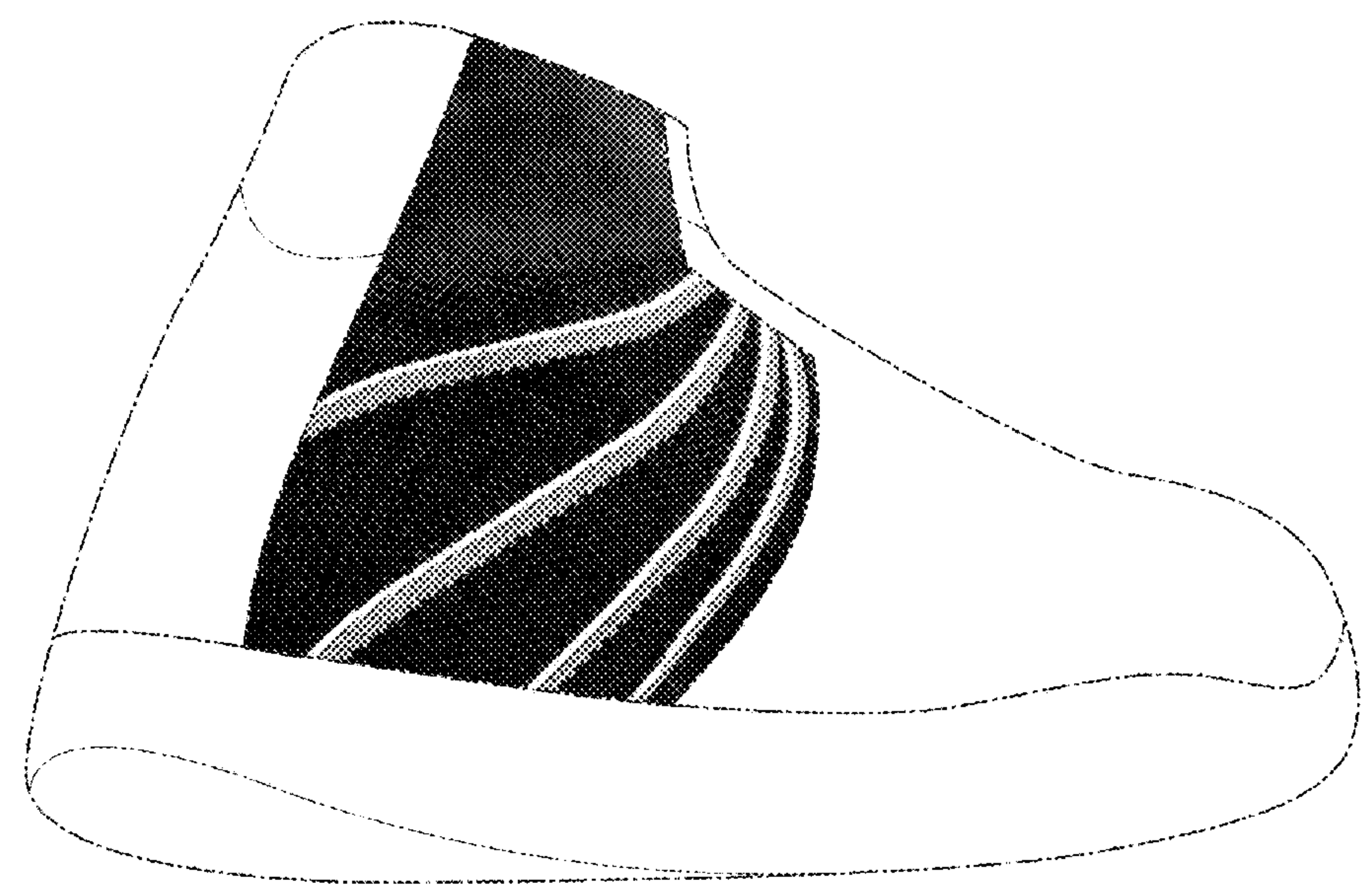
*Primary Examiner* — Dominic Simone  
(74) *Attorney, Agent, or Firm* — Banner & Witcoff, Ltd.

(57) **CLAIM**  
The ornamental design for a shoe upper, as shown and described.

**DESCRIPTION**

FIG. 1 is a front perspective view of a shoe upper showing my new design;  
FIG. 2 is a second front perspective view thereof;  
FIG. 3 is a side view thereof;  
FIG. 4 is a rear perspective view thereof; and,  
FIG. 5 is a second rear perspective view thereof.  
The photographic area is claimed. The broken line immediately surrounding the periphery of the photographic area represents an unclaimed peripheral boundary of the design. The broken lines showing the remainder of the shoe are for environmental purposes only and form no part of the claimed design.

**1 Claim, 5 Drawing Sheets**



(56)

**References Cited**

U.S. PATENT DOCUMENTS

D700,767 S	3/2014	Parrett	
D707,027 S *	6/2014	Shaffer .....	D2/972
D707,033 S	6/2014	Shaffer	
D710,585 S *	8/2014	Ho .....	D2/972
D722,224 S *	2/2015	Williams, Jr. ....	D2/972
D771,925 S *	11/2016	Johnsongriffin .....	D2/972

\* cited by examiner

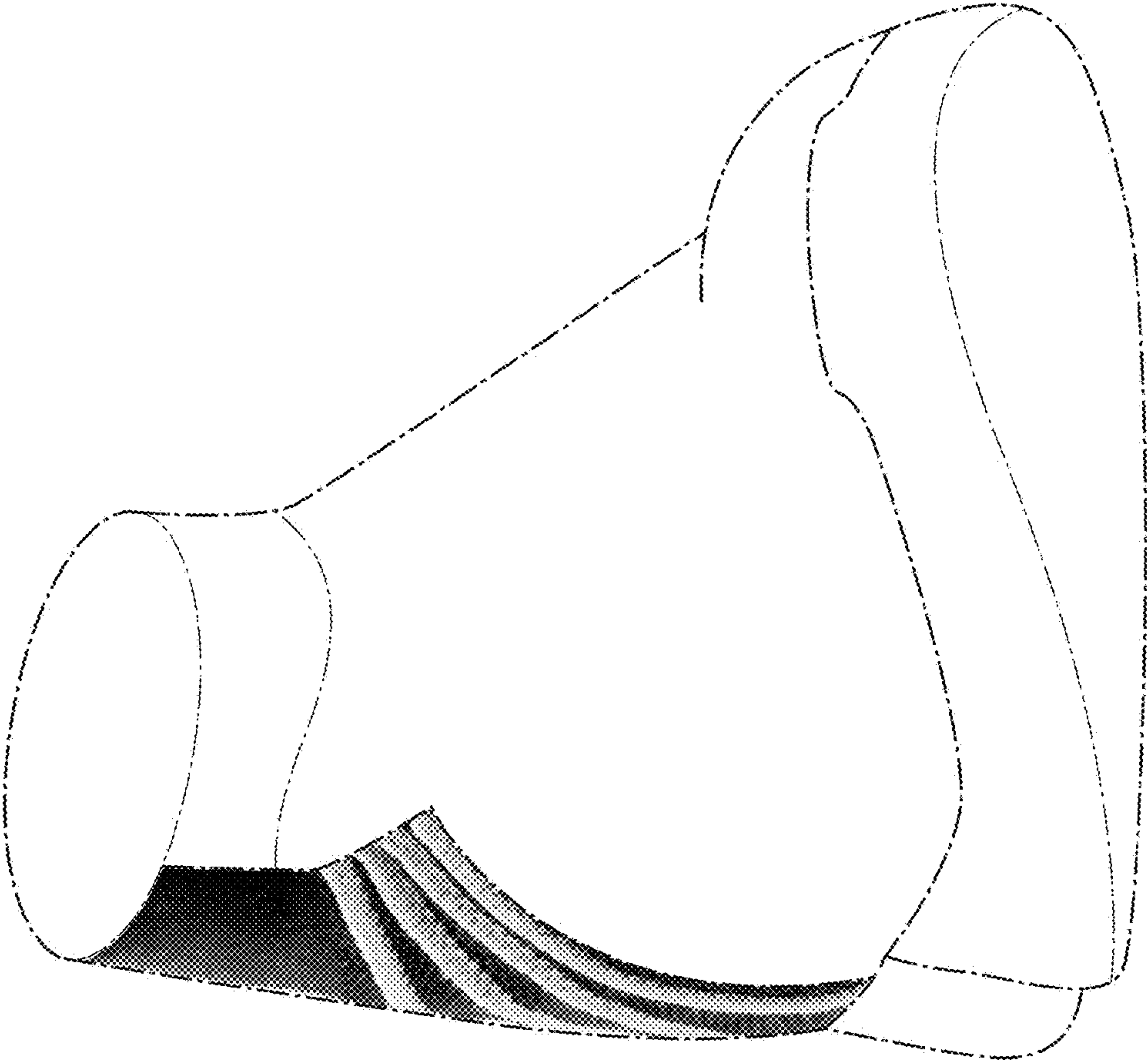


FIG. 1

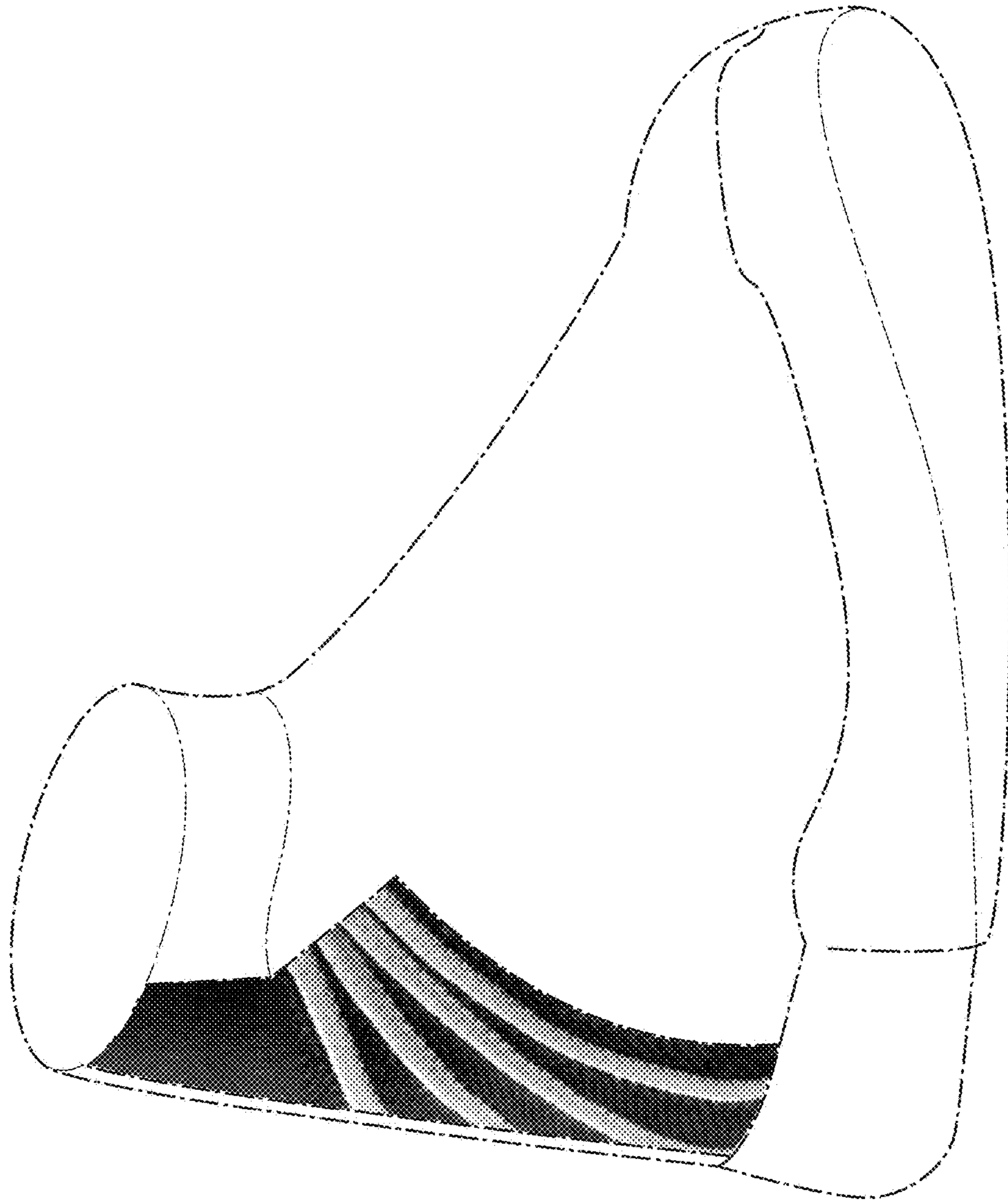


FIG. 2



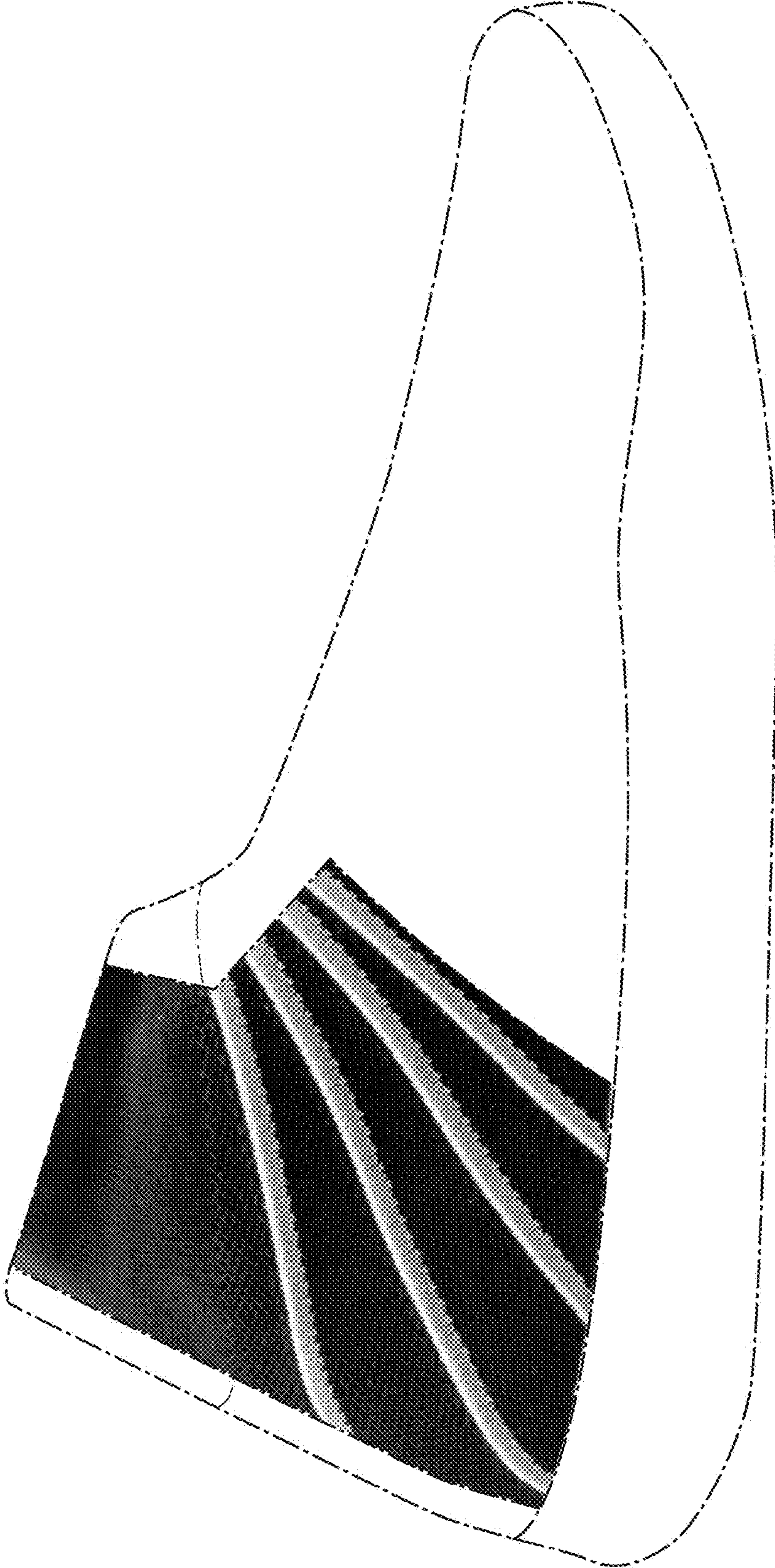


FIG. 3

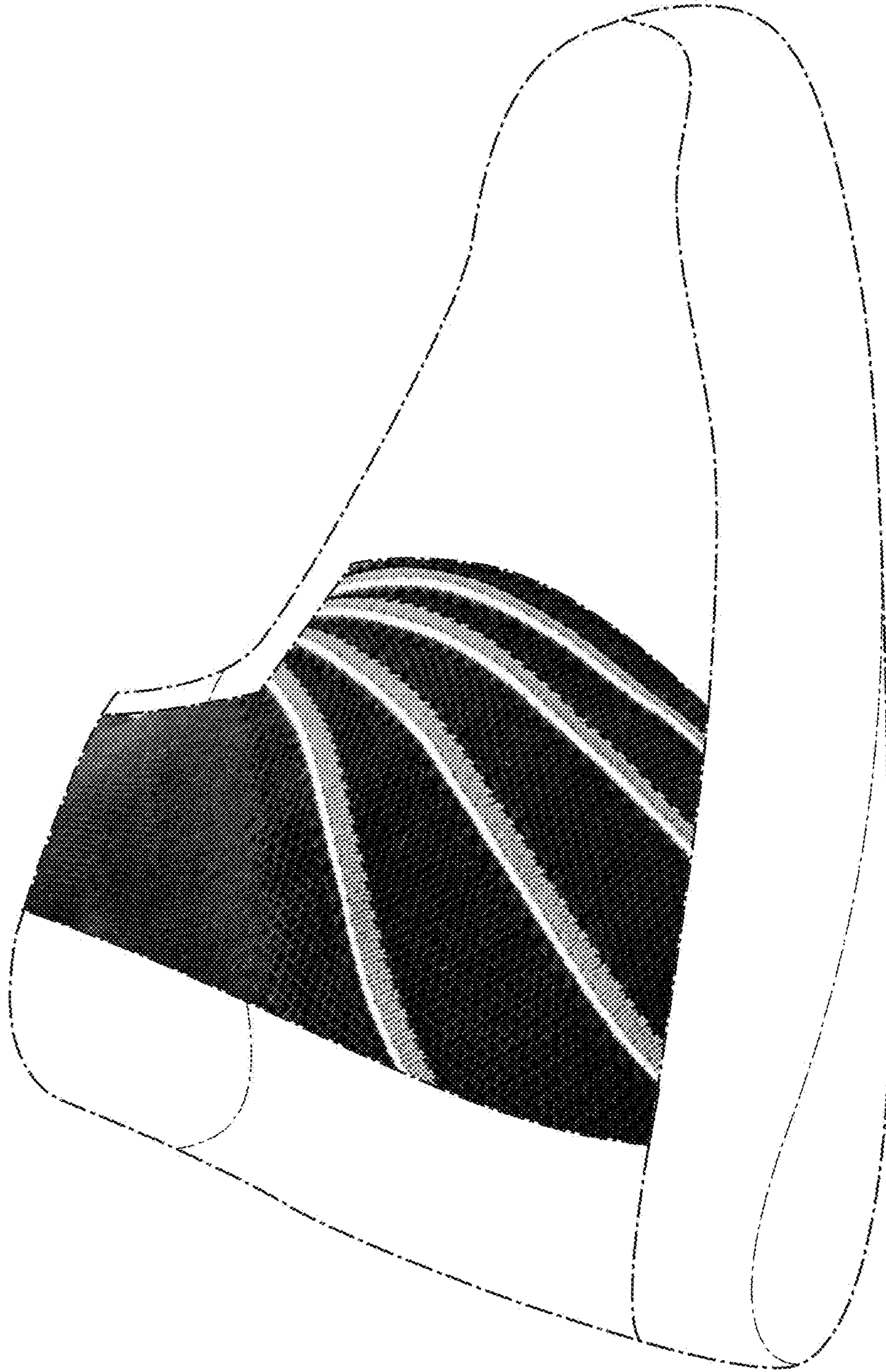


FIG. 4

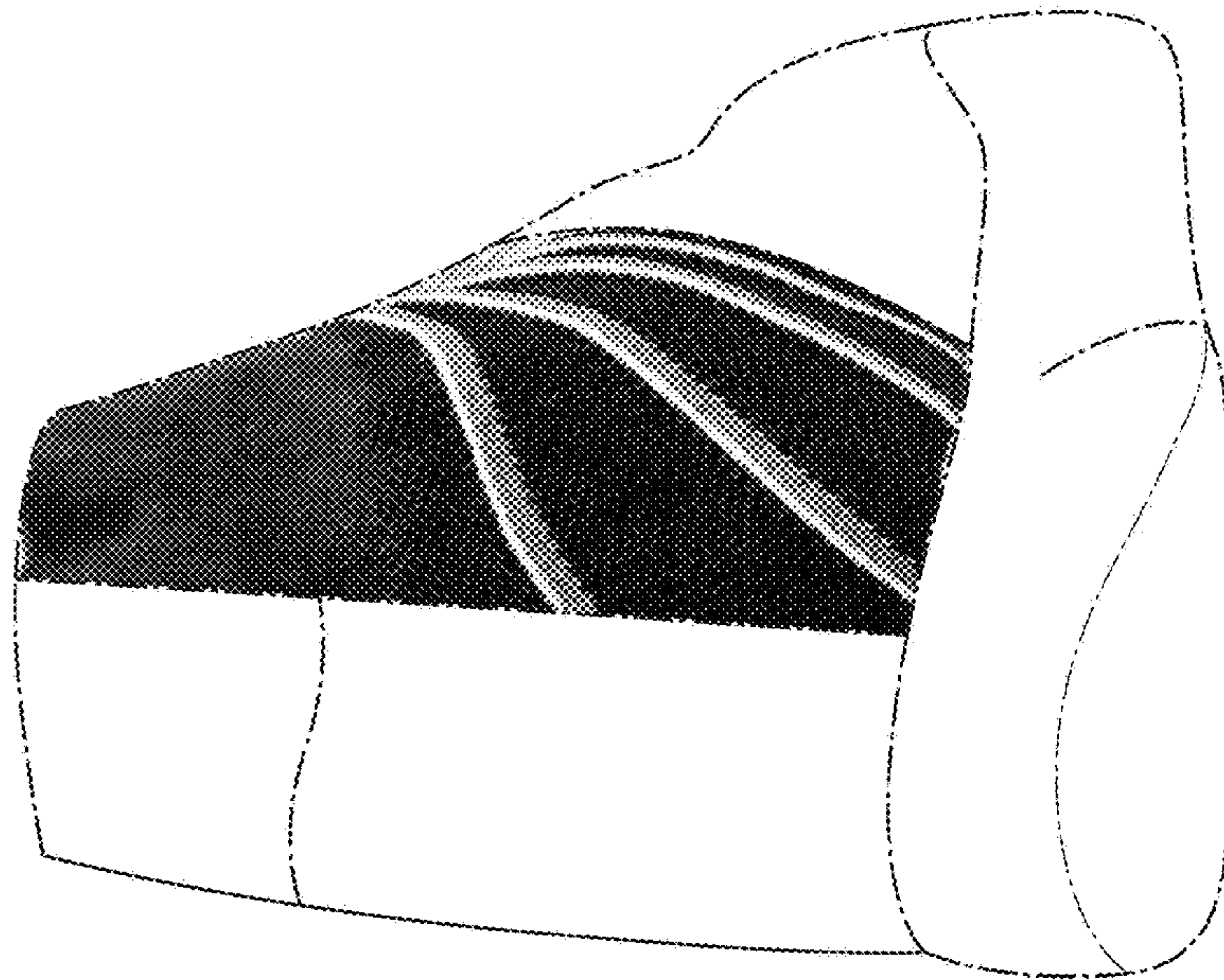


FIG. 5