



US00D783983S

(12) **United States Design Patent**
Yun

(10) **Patent No.:** **US D783,983 S**
(45) **Date of Patent:** **** Apr. 18, 2017**

(54) **SHOE UPPER**

(71) Applicant: **NIKE, Inc.**, Beaverton, OR (US)

(72) Inventor: **Ben S. Yun**, Beaverton, OR (US)

(73) Assignee: **NIKE, Inc.**, Beaverton, OR (US)

(**) Term: **15 Years**

(21) Appl. No.: **29/536,693**

(22) Filed: **Aug. 19, 2015**

(51) **LOC (10) Cl.** **02-99**

(52) **U.S. Cl.**
USPC **D2/972**

(58) **Field of Classification Search**
USPC D2/902, 906-908, 944, 946, 969,
D2/972-974, 977

CPC ... A43B 13/181; A43B 13/141; A43B 13/186;
A43B 13/188; A43B 23/00; A43B 23/02;
A43B 5/00; A43B 23/26; A43B 1/04;
A43B 11/14; A43B 7/00; A43C 1/00;
A43C 11/00

See application file for complete search history.

(56) **References Cited**

U.S. PATENT DOCUMENTS

D339,449 S	9/1993	Hatfield	
D341,703 S	11/1993	Hatfield et al.	
D342,600 S	12/1993	Hatfield et al.	
D397,855 S	9/1998	Clarke	
D415,882 S	11/1999	McDowell	
D428,245 S	7/2000	Brown	
D428,246 S	7/2000	McCourt	
D498,580 S	11/2004	Schambra	
D500,197 S	12/2004	Young	
D500,199 S	12/2004	Clegg	
D516,287 S	3/2006	Fontanarosa	
D528,765 S	* 9/2006	Portzline D2/972

D537,617 S	3/2007	Hlavacs	
D577,892 S	10/2008	St-Louis et al.	
D578,294 S	10/2008	Mervar et al.	
D595,499 S	7/2009	Dekovic	
D636,569 S	4/2011	McMillan	
D636,584 S	4/2011	Williams, Jr.	
D636,587 S	4/2011	Williams, Jr.	
D649,771 S	* 12/2011	Lee D2/972
D671,734 S	12/2012	Petrie	
D675,006 S	1/2013	Thornhill	
D675,422 S	2/2013	Avar et al.	
D676,227 S	2/2013	Lee	
D676,228 S	2/2013	Avar et al.	
D676,644 S	2/2013	Avar et al.	
D676,646 S	2/2013	Avar et al.	
D681,935 S	5/2013	Raasch	
D682,536 S	5/2013	Raasch	

(Continued)

Primary Examiner — Dominic Simone

(74) *Attorney, Agent, or Firm* — Banner & Witcoff, Ltd.

(57) **CLAIM**

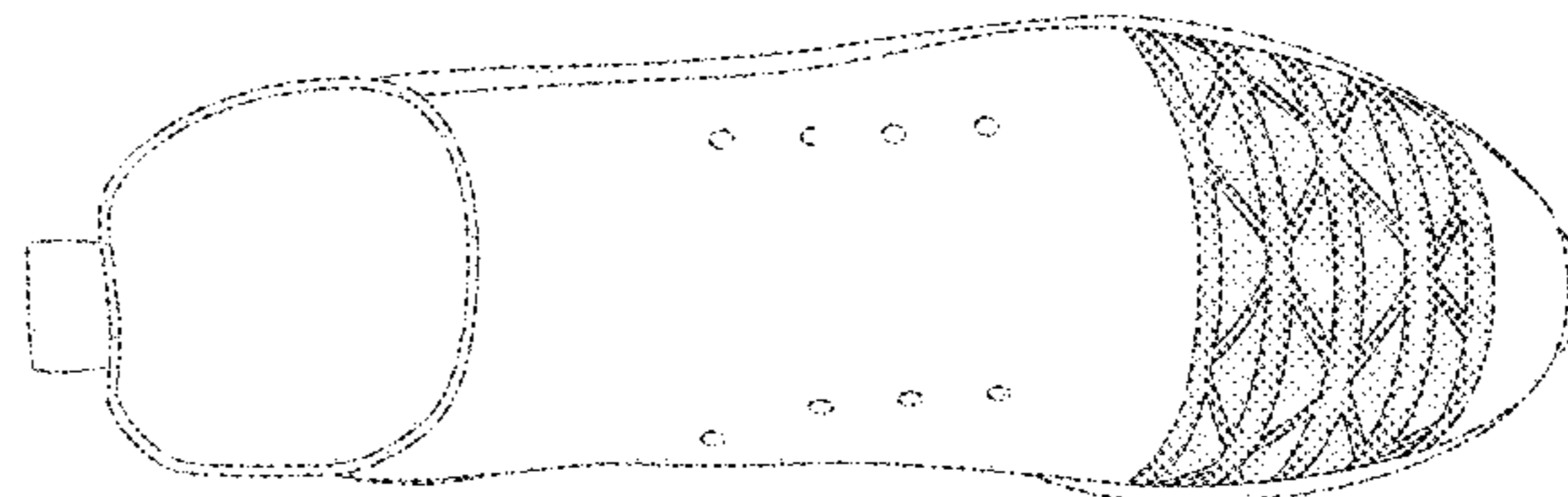
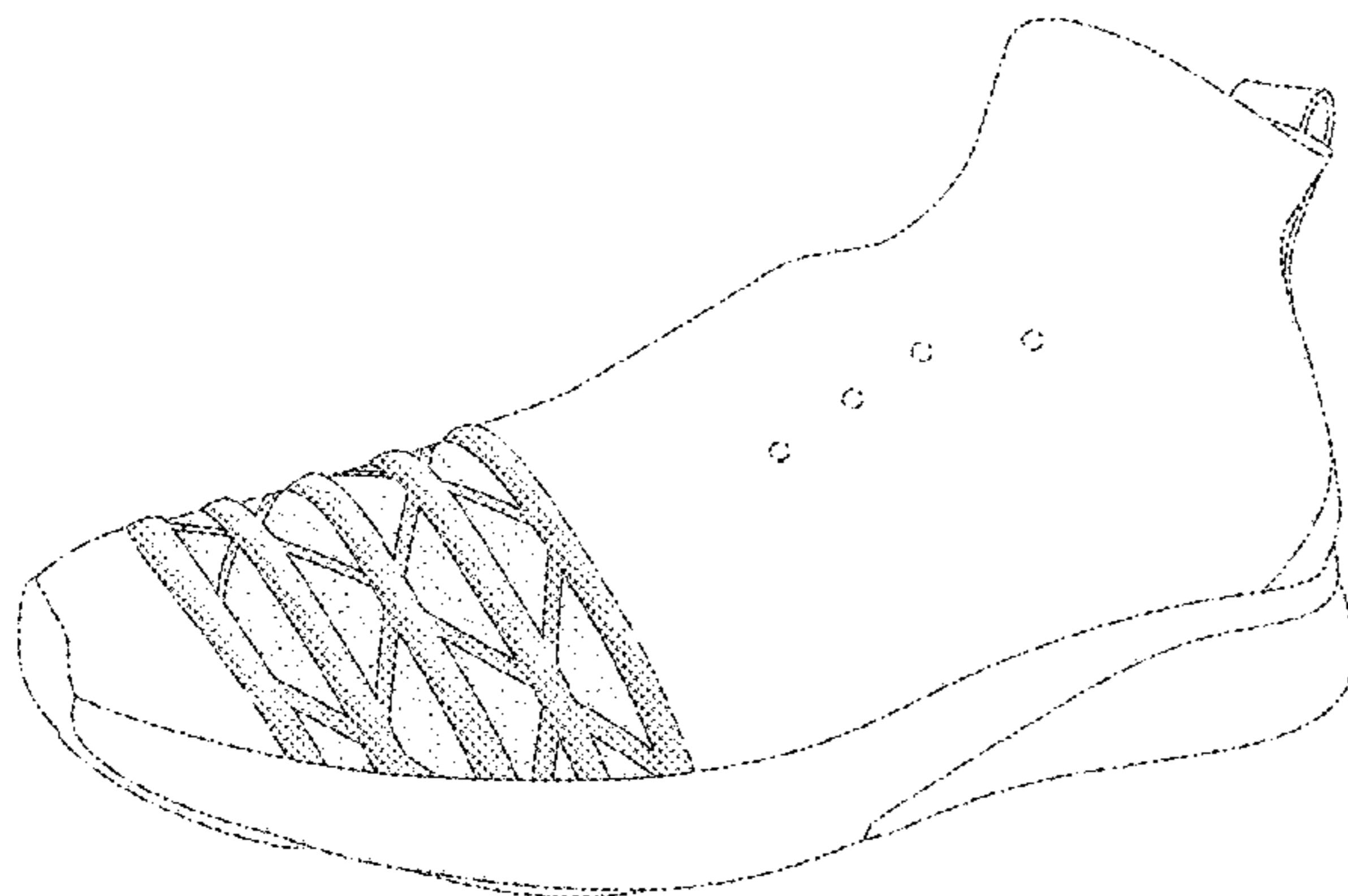
The ornamental design for a shoe upper, as shown and described.

DESCRIPTION

FIG. 1 is a front perspective view of a shoe upper showing my new design;
FIG. 2 is a side view thereof;
FIG. 3 is a second side view thereof;
FIG. 4 is a front view thereof; and,
FIG. 5 is a top view thereof.

The broken lines immediately adjacent to the shaded area represent unclaimed boundaries of the design. The unshaded regions within or adjacent to the shaded area form no part of the claimed design. The broken lines showing the remainder of the shoe are for environmental purposes only and form no part of the claimed design.

1 Claim, 5 Drawing Sheets



(56)

References Cited

U.S. PATENT DOCUMENTS

D683,133 S *	5/2013	Petrie	D2/972
D689,685 S	9/2013	Chang	
D699,028 S *	2/2014	Weeks	D2/972
D700,427 S	3/2014	Cochrane	
D718,032 S	11/2014	VanHook	
D719,337 S	12/2014	Miner	
D721,480 S	1/2015	Williams, Jr.	
D722,223 S *	2/2015	Williams, Jr.	D2/972
D771,927 S *	11/2016	Rasmussen	D2/972
D773,794 S *	12/2016	Rasmussen	D2/972

* cited by examiner

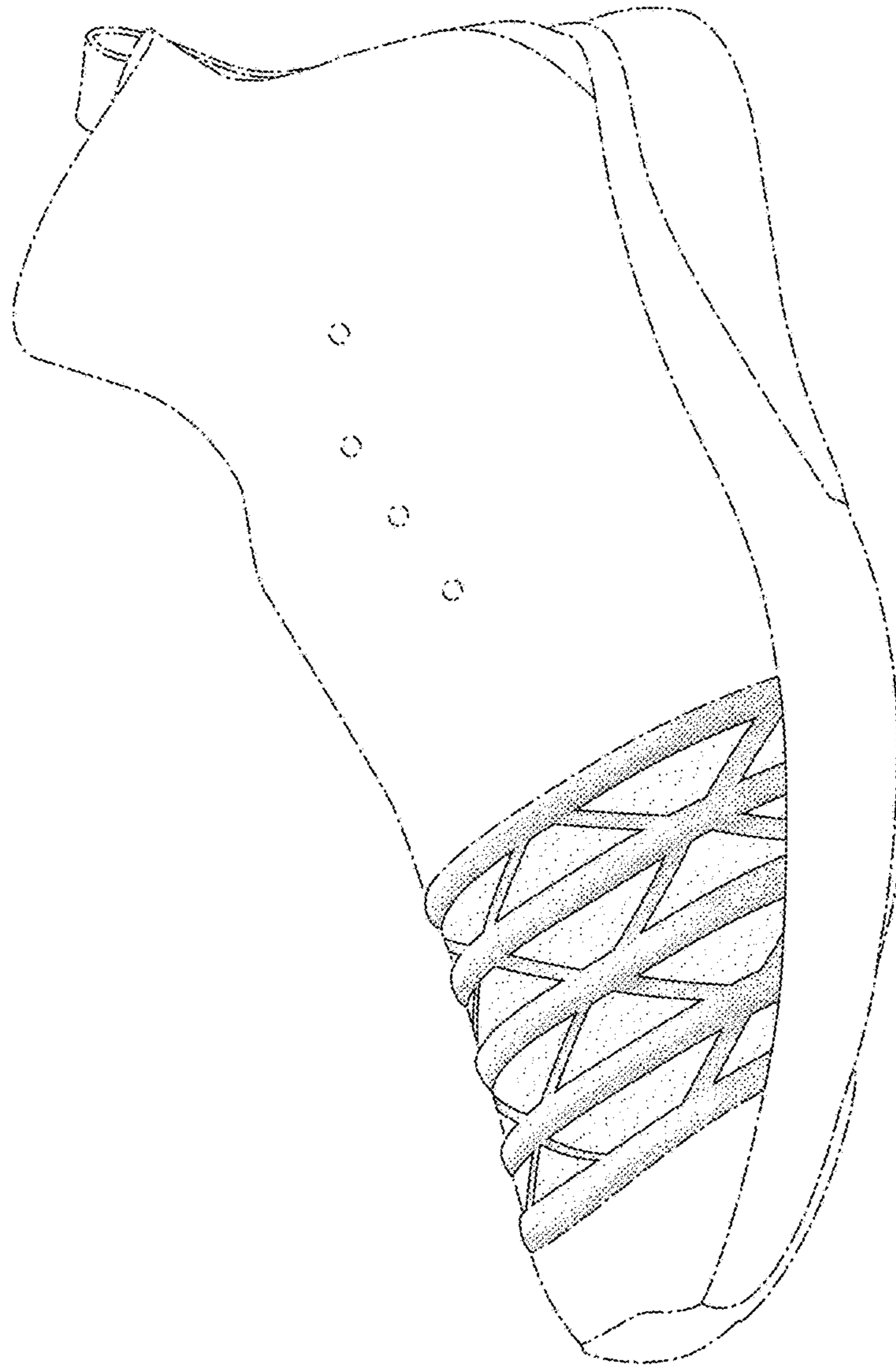


FIG. 1

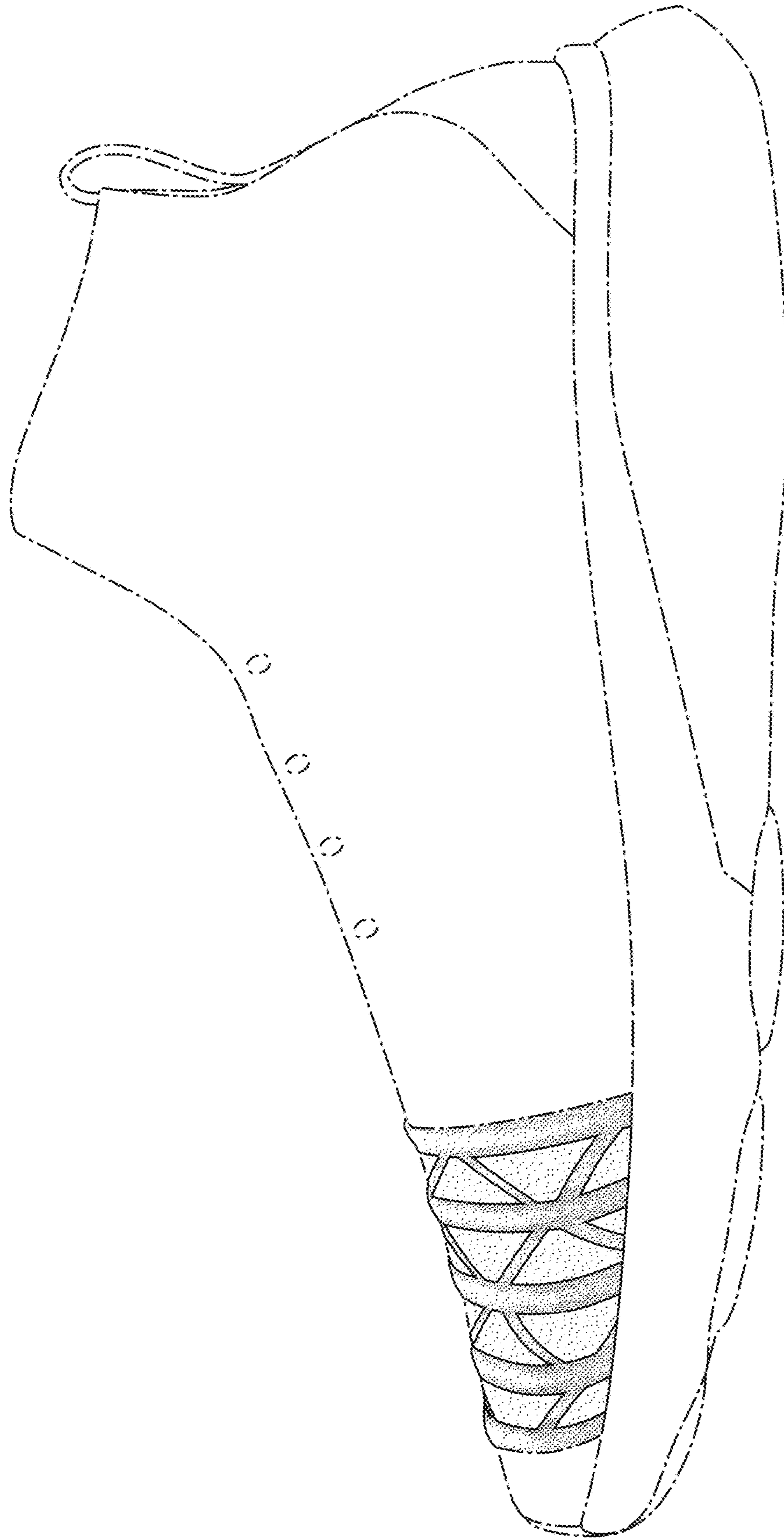


FIG. 2

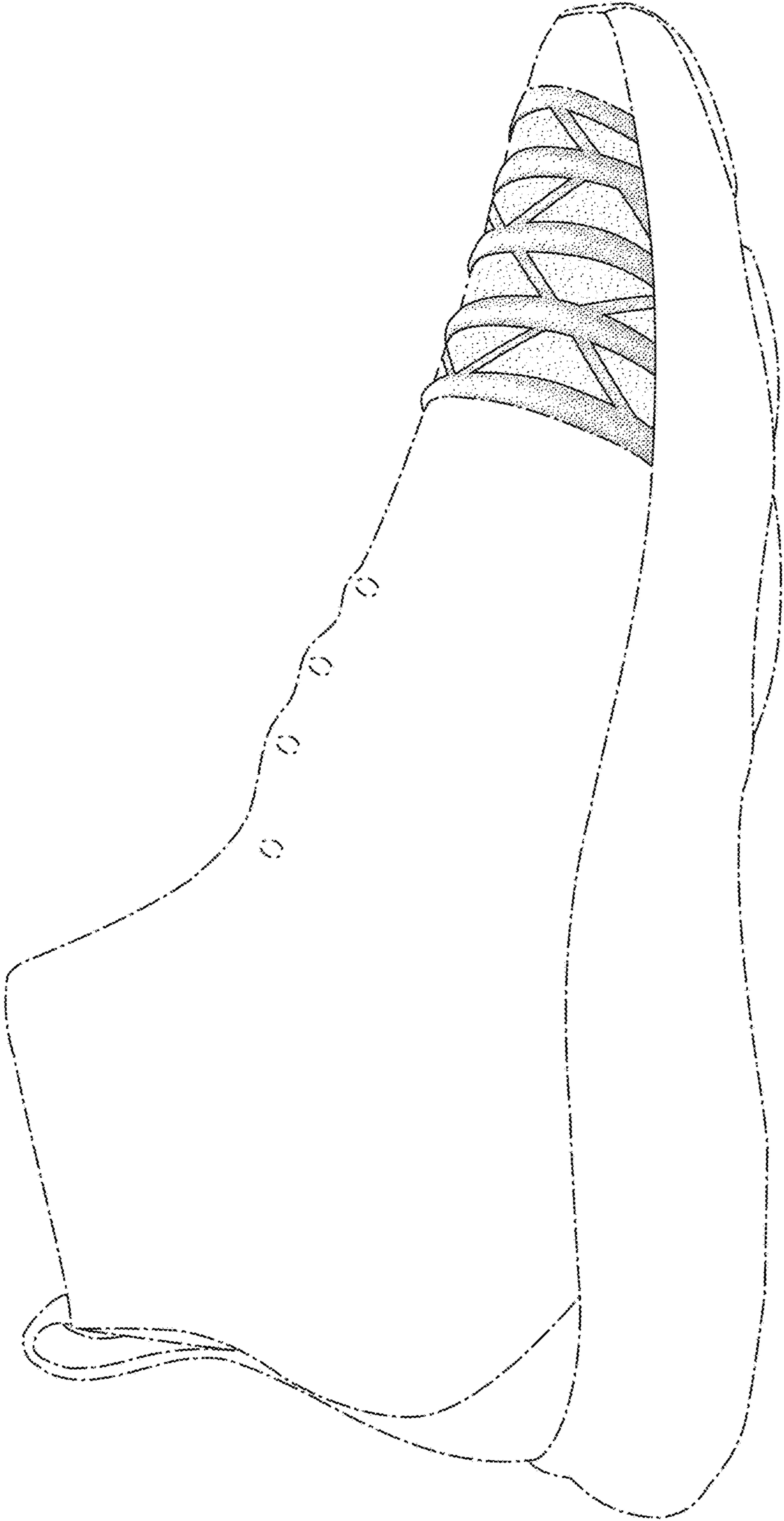


FIG. 3

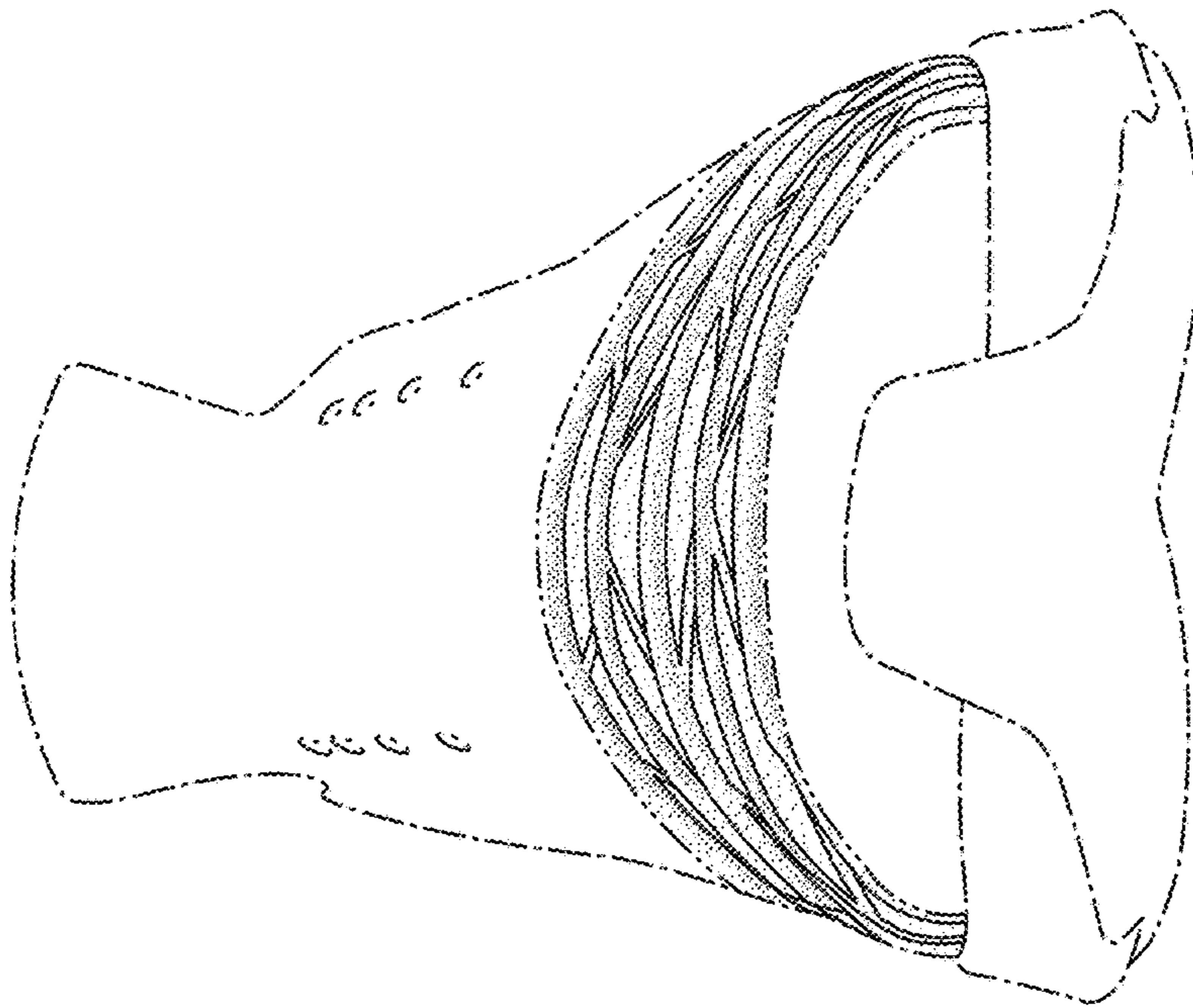


FIG. 4

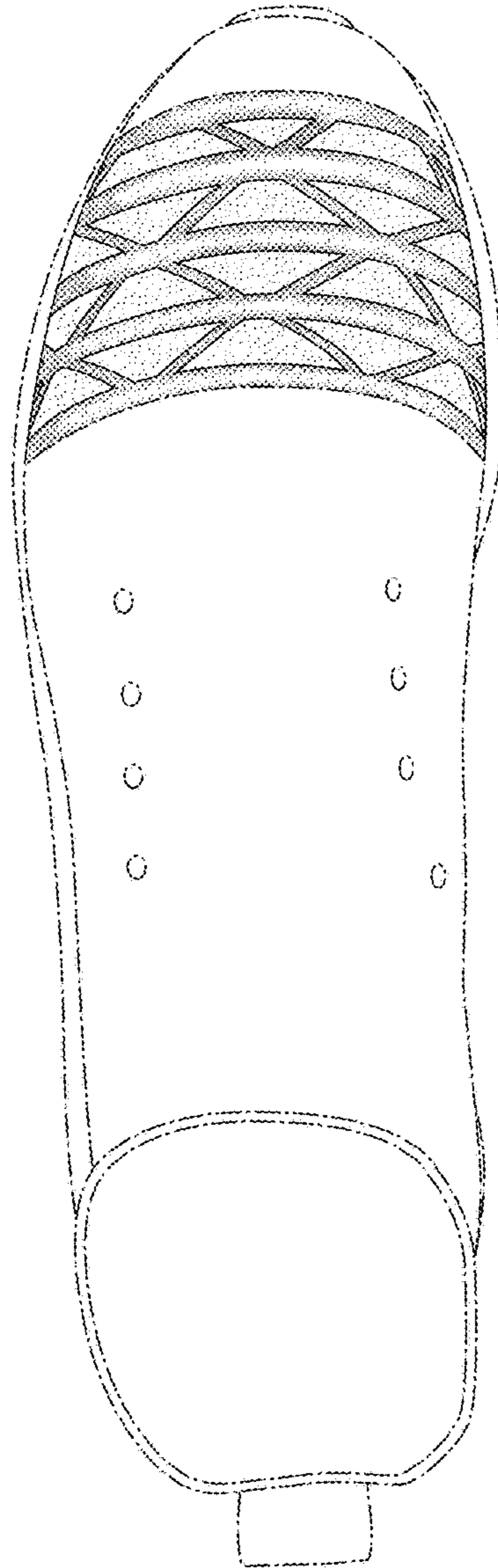


FIG. 5