



US00D783979S

(12) **United States Design Patent** (10) **Patent No.:** **US D783,979 S**
Gerig (45) **Date of Patent:** **** Apr. 18, 2017**

(54) **SHOE UPPER**
(71) Applicant: **NIKE, Inc.**, Beaverton, OR (US)
(72) Inventor: **Kristina Gerig**, Portland, OR (US)
(73) Assignee: **NIKE, Inc.**, Beaverton, OR (US)
(**) Term: **15 Years**
(21) Appl. No.: **29/528,672**
(22) Filed: **May 29, 2015**
(51) **LOC (10) Cl.** **02-04**
(52) **U.S. Cl.**
USPC **D2/972**
(58) **Field of Classification Search**
USPC D2/909, 907, 908, 942, 943, 944, 945,
D2/947, 951, 953, 960, 969, 972, 974
CPC A43B 13/00; A43B 5/001; A43B 5/008;
A43B 5/06; A43B 5/10; A43B 5/1666
See application file for complete search history.

D701,037 S 3/2014 Ho et al.
D701,701 S * 4/2014 Tucker D5/47
D707,436 S 6/2014 Seamarks
D707,943 S * 7/2014 Nascimento D2/969
D709,280 S 7/2014 Shaffer
D716,540 S * 11/2014 Anceresi D2/972
D722,225 S 2/2015 Williams, Jr.
D722,226 S 2/2015 Williams, Jr.
D725,352 S * 3/2015 Della Valle D2/944
(Continued)

(56) **References Cited**
U.S. PATENT DOCUMENTS
D19,131 S * 6/1889 Haslam D5/47
D38,047 S * 5/1906 Conde D5/47
D111,809 S * 10/1938 Kahle D5/47
D133,938 S * 9/1942 Lord D5/47
D134,486 S * 12/1942 Garay D5/47
D173,768 S * 12/1954 Shain D5/47
D173,769 S * 12/1954 Shain D5/47
3,988,883 A * 11/1976 Sze D01D 5/34
28/281
D385,996 S 11/1997 Tresser
D487,336 S 3/2004 Matis
D496,974 S 10/2004 Howard
D553,843 S 10/2007 Chang
D668,441 S 10/2012 Shaffer
D668,858 S 10/2012 Shaffer
D684,761 S 6/2013 Williams, Jr.
8,490,299 B2 * 7/2013 Dua A43B 1/04
36/45
D694,509 S 12/2013 Miner
D701,036 S 3/2014 Martin

OTHER PUBLICATIONS

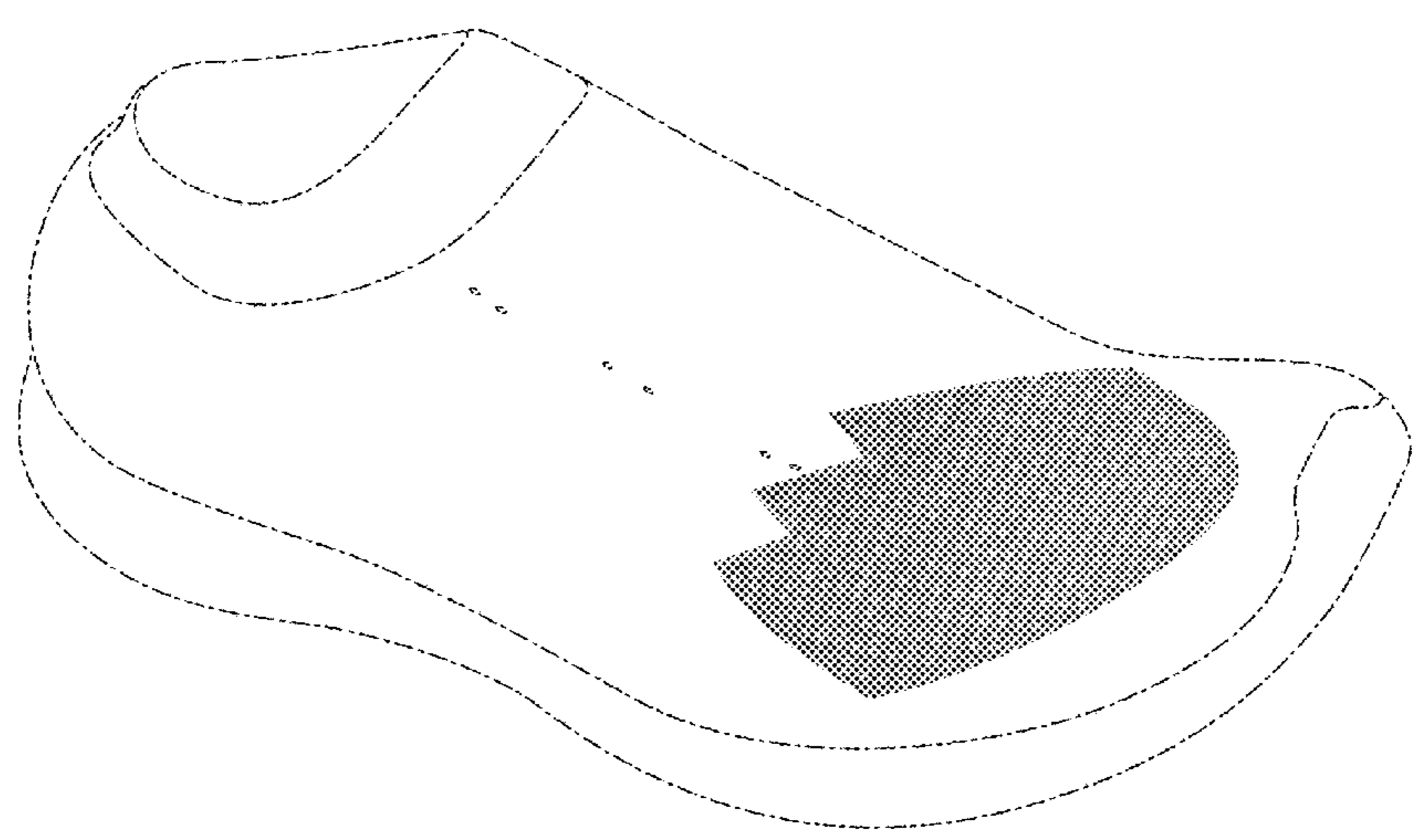
Nike Free 2014 Running Collection [online], [retrived Aug. 30, 2016]. Retrieved from Internet <URL: http://www.nike.com/us/en_us/launch/c/2014-04/nike-free-2014-running-collection>; 9 color sheets, Dated Apr. 3, 2014.

Primary Examiner — Celia Murphy
Assistant Examiner — Clare Ann Gannon
(74) *Attorney, Agent, or Firm* — Banner & Witcoff, Ltd.

(57) **CLAIM**
The ornamental design for a shoe upper, as shown and described.

DESCRIPTION
FIG. 1 is a front perspective view of a shoe upper showing my new design;
FIG. 2 is a top view thereof;
FIG. 3 is a side view thereof;
FIG. 4 is a front view thereof; and,
FIG. 5 is an enlarged view of FIG. 2 with the environmental subject matter shown removed for convenience of illustration.
The broken lines showing the remainder of the shoe are for environmental purposes only and form no part of the claimed design.

1 Claim, 5 Drawing Sheets



(56)

References Cited

U.S. PATENT DOCUMENTS

D725,895 S	4/2015	Cin	
D731,164 S *	6/2015	Williams, Jr.	D2/972
D734,950 S *	7/2015	Ju	D5/47
D745,259 S *	12/2015	Bell	D2/972
D750,881 S *	3/2016	Hardman	D2/972
D752,329 S *	3/2016	Kirschner	D2/969
D767,268 S *	9/2016	Avar	D2/974
D767,867 S *	10/2016	Johnsongriffin	D2/972
D767,904 S *	10/2016	Lin	D5/47

* cited by examiner

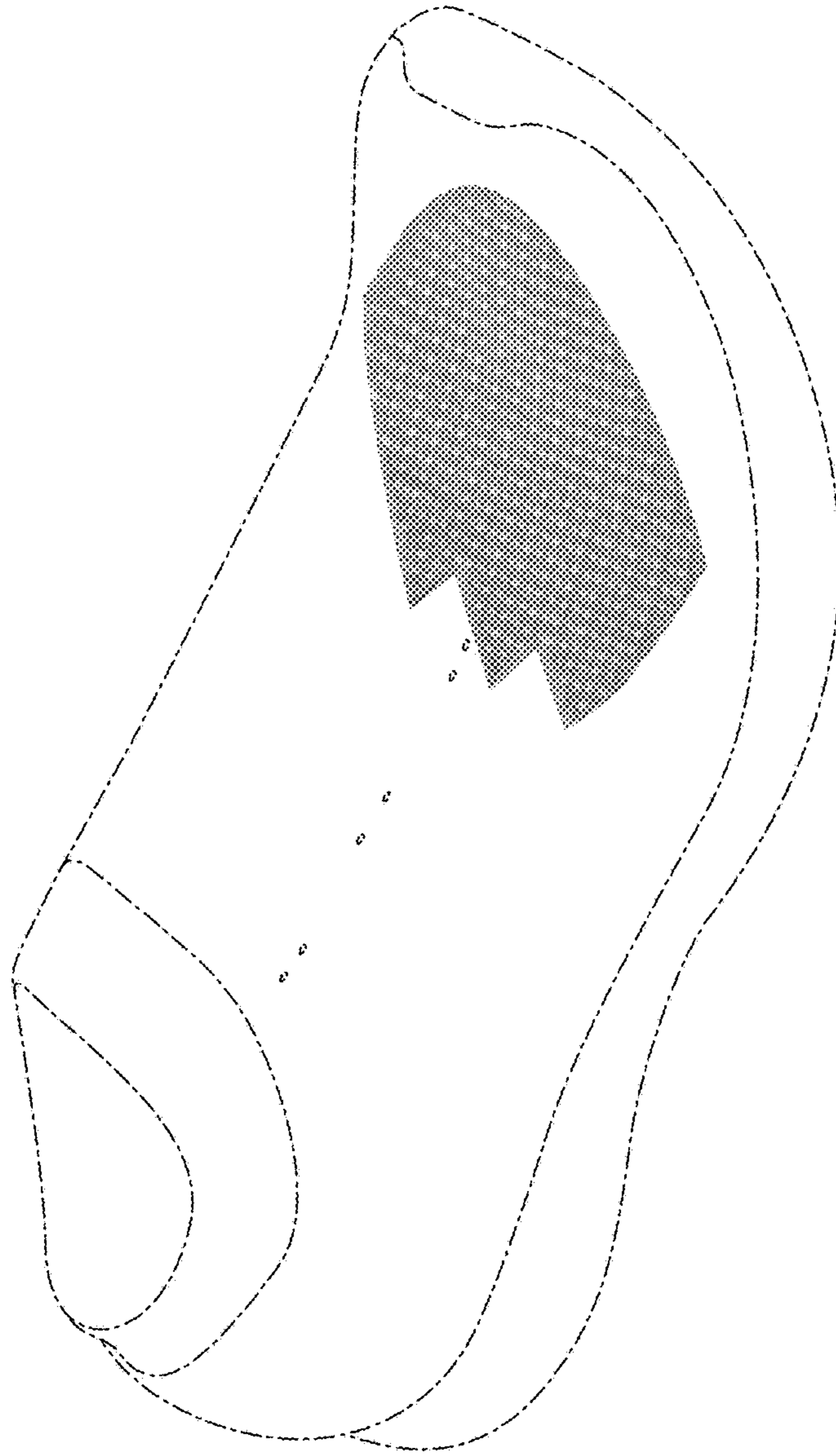


FIG. 1

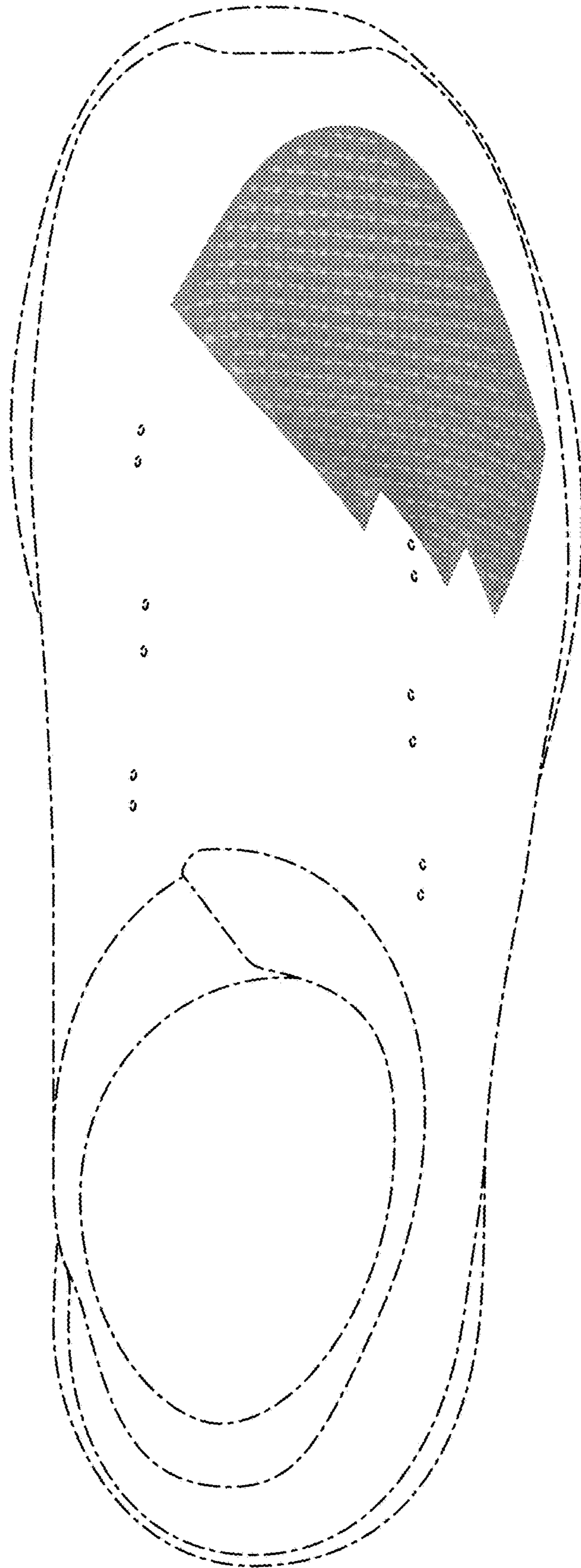


FIG. 2

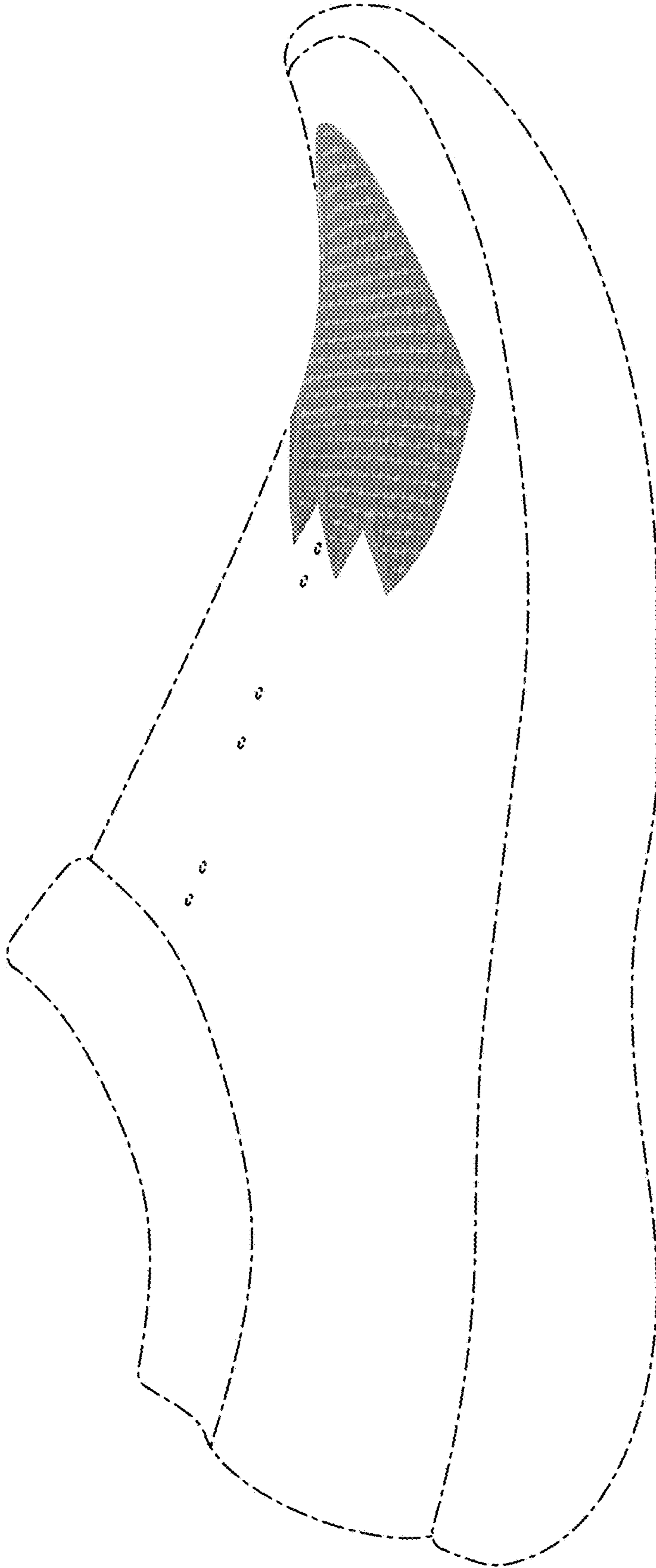


FIG. 3

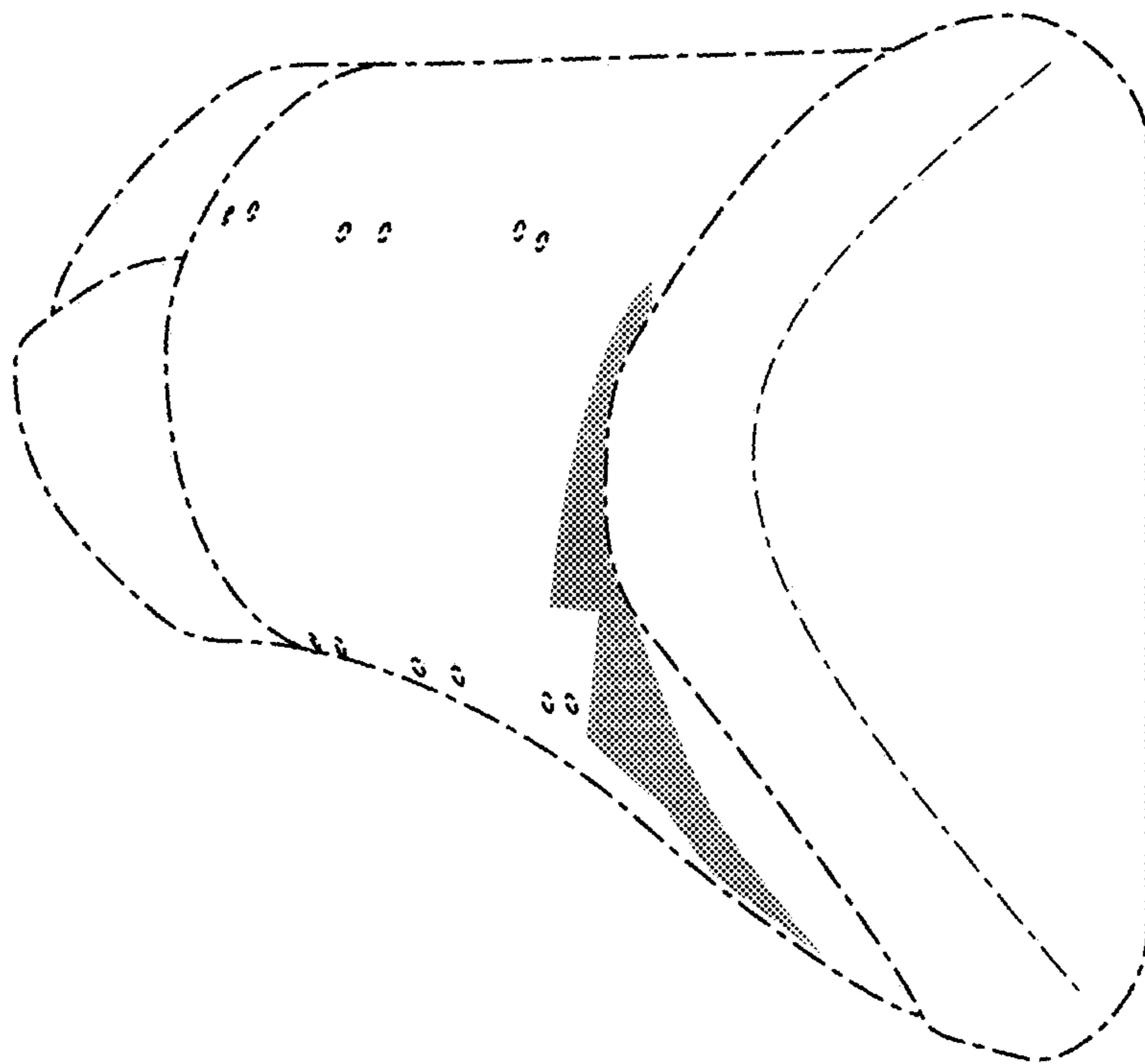


FIG. 4




FIG. 5