



US00D783971S

(12) **United States Design Patent**
Williams, Jr.

(10) **Patent No.:** **US D783,971 S**
(45) **Date of Patent:** **** Apr. 18, 2017**

(54) **SHOE OUTSOLE**

(71) Applicant: **NIKE, Inc.**, Beaverton, OR (US)

(72) Inventor: **Robert C. Williams, Jr.**, Tigard, OR (US)

(73) Assignee: **NIKE, Inc.**, Beaverton, OR (US)

(**) Term: **15 Years**

(21) Appl. No.: **29/536,324**

(22) Filed: **Aug. 14, 2015**

(51) **LOC (10) Cl.** **02-04**

(52) **U.S. Cl.**
USPC **D2/959**; D2/951; D2/960

(58) **Field of Classification Search**
USPC D2/902, 906, 908, 916, 918, 925,
D2/946-962, 977; 36/3 B, 22 R, 24.5,
36/25 R, 28, 32 R, 34 R, 59 C, 67 A, 103
CPC A43B 13/00; A43B 13/02; A43B 13/023;
A43B 13/026; A43B 13/04; A43B 13/08;
A43B 13/10; A43B 13/12; A43B 13/14;
A43B 13/141; A43B 13/143; A43B
13/16; A43B 13/18; A43B 13/181; A43B
13/187; A43B 13/189; A43B 13/20; A43B
13/22; A43B 13/223; A43B 13/24; A43B
13/28; A43B 13/30; A43B 13/32; A43B
13/34; A43B 13/36

See application file for complete search history.

(56) **References Cited**

U.S. PATENT DOCUMENTS

D80,929 S 4/1930 Tucker
D86,527 S 3/1932 Klein
D92,352 S 5/1934 Hindley
2,098,277 A * 11/1937 Conticchio A43B 21/06
36/35 B

D115,636 S * 7/1939 Sperry 36/59 C
D137,439 S * 3/1944 Incardona 36/31
D204,186 S 3/1966 Mattos
D260,196 S 8/1981 Plagenhoef
D278,851 S * 5/1985 Austin D2/955
D281,459 S * 11/1985 Parker D2/959
D287,784 S 1/1987 Tong et al.
D357,346 S * 4/1995 Ho D2/902
D371,893 S 7/1996 Kayano et al.
D412,239 S 7/1999 Sorofman
D446,914 S 8/2001 Cockrell
D446,915 S 8/2001 Cockrell
D447,326 S 9/2001 Cockrell
D457,293 S 5/2002 Maurer

(Continued)

Primary Examiner — T. Chase Nelson

(74) *Attorney, Agent, or Firm* — Banner & Witcoff, Ltd.

(57) **CLAIM**

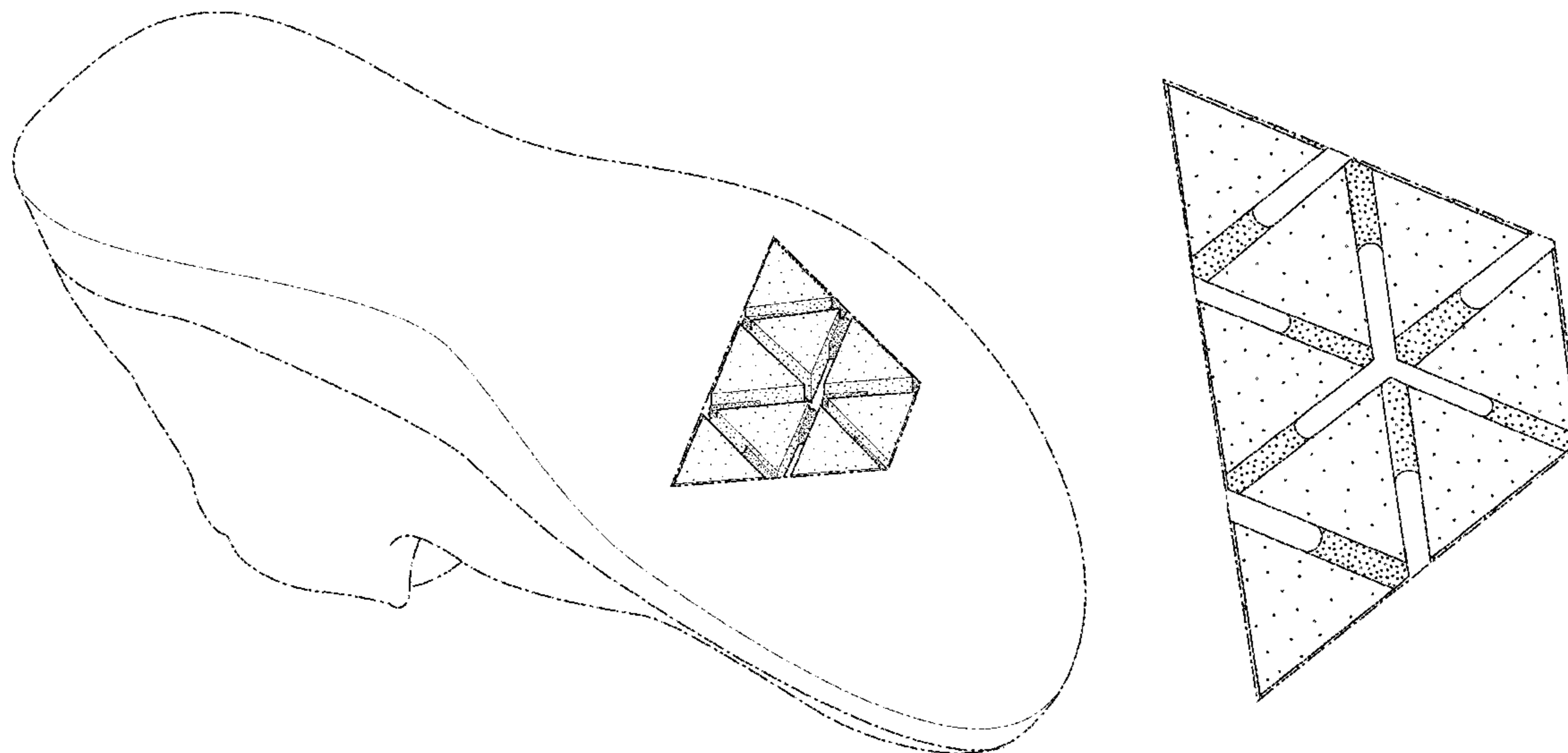
The ornamental design for a shoe outsole, as shown and described.

DESCRIPTION

FIG. 1 is a front perspective view of a shoe outsole showing my new design;
FIG. 2 is a bottom view thereof;
FIG. 3 is a rear perspective view thereof;
FIG. 4 is an enlarged view of the claimed region in FIG. 1, shown in isolation;
FIG. 5 is an enlarged view of the claimed region in FIG. 2, shown in isolation; and,
FIG. 6 is an enlarged view of the claimed region in FIG. 3, shown in isolation.

The broken lines immediately adjacent to the shaded area represent unclaimed boundaries of the design. The unshaded regions adjacent to the shaded area form no part of the claimed design. The broken lines showing the remainder of the shoe are for environmental purposes only and form no part of the claimed design.

1 Claim, 6 Drawing Sheets



(56)

References Cited

U.S. PATENT DOCUMENTS

D463,901	S	*	10/2002	Adams	D2/951
D483,934	S		12/2003	Adams et al.		
D501,707	S		2/2005	Nakano		
D515,792	S		2/2006	McClaskie		
D547,533	S		7/2007	McClaskie		
D555,339	S		11/2007	Chang		
D555,340	S		11/2007	Chang		
D566,941	S	*	4/2008	Chang	D2/957
D569,088	S	*	5/2008	Poetsch	D2/949
D577,183	S	*	9/2008	Link	D2/951
D586,544	S	*	2/2009	Fuerst	D2/951
D586,993	S		2/2009	Banik et al.		
D625,500	S	*	10/2010	Dekovic	D2/951
D632,879	S		2/2011	Merkazy et al.		
D676,224	S		2/2013	Marshall		
D677,454	S	*	3/2013	Pizzuti	D2/951
D683,118	S		5/2013	Pauk		
8,505,219	B2	*	8/2013	Avar	A43B 5/06 36/102
D689,275	S	*	9/2013	Mahoney	D2/947
D690,920	S		10/2013	Petrie		
D702,430	S	*	4/2014	Nascimento	D2/951
D708,831	S		7/2014	Petrie		
D713,629	S		9/2014	Petrie		
D734,009	S		7/2015	Butler		
D757,412	S	*	5/2016	Haddock	D2/951
D765,360	S	*	9/2016	Petrie	D2/947
D769,596	S	*	10/2016	Hardman	D2/951
D773,796	S	*	12/2016	Hobgood	D2/959
2010/0083535	A1	*	4/2010	Meschter	A43B 7/1495 36/88
2012/0052249	A1	*	3/2012	Turner	A41D 13/0156 428/172
2012/0233885	A1	*	9/2012	Shaffer	A43B 13/20 36/103

* cited by examiner

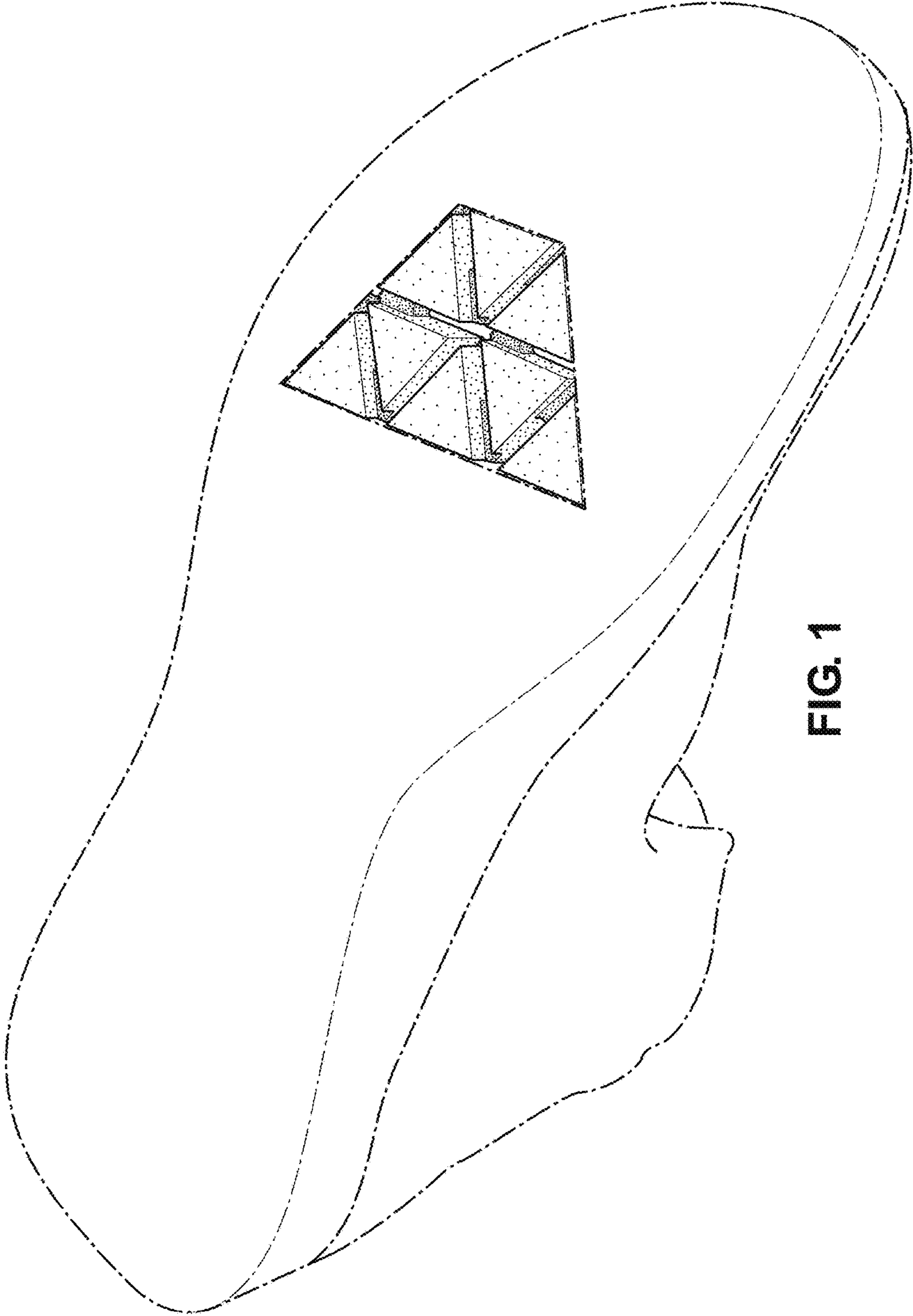


FIG. 1

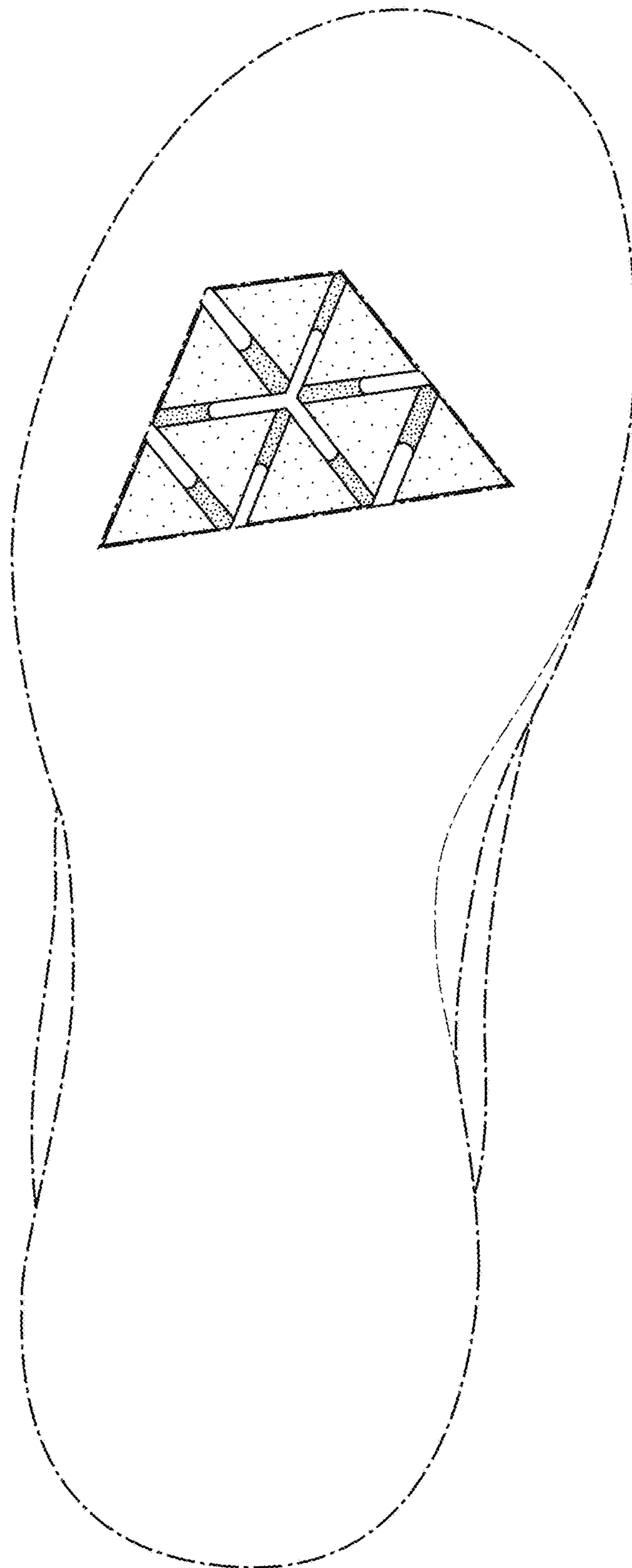


FIG. 2

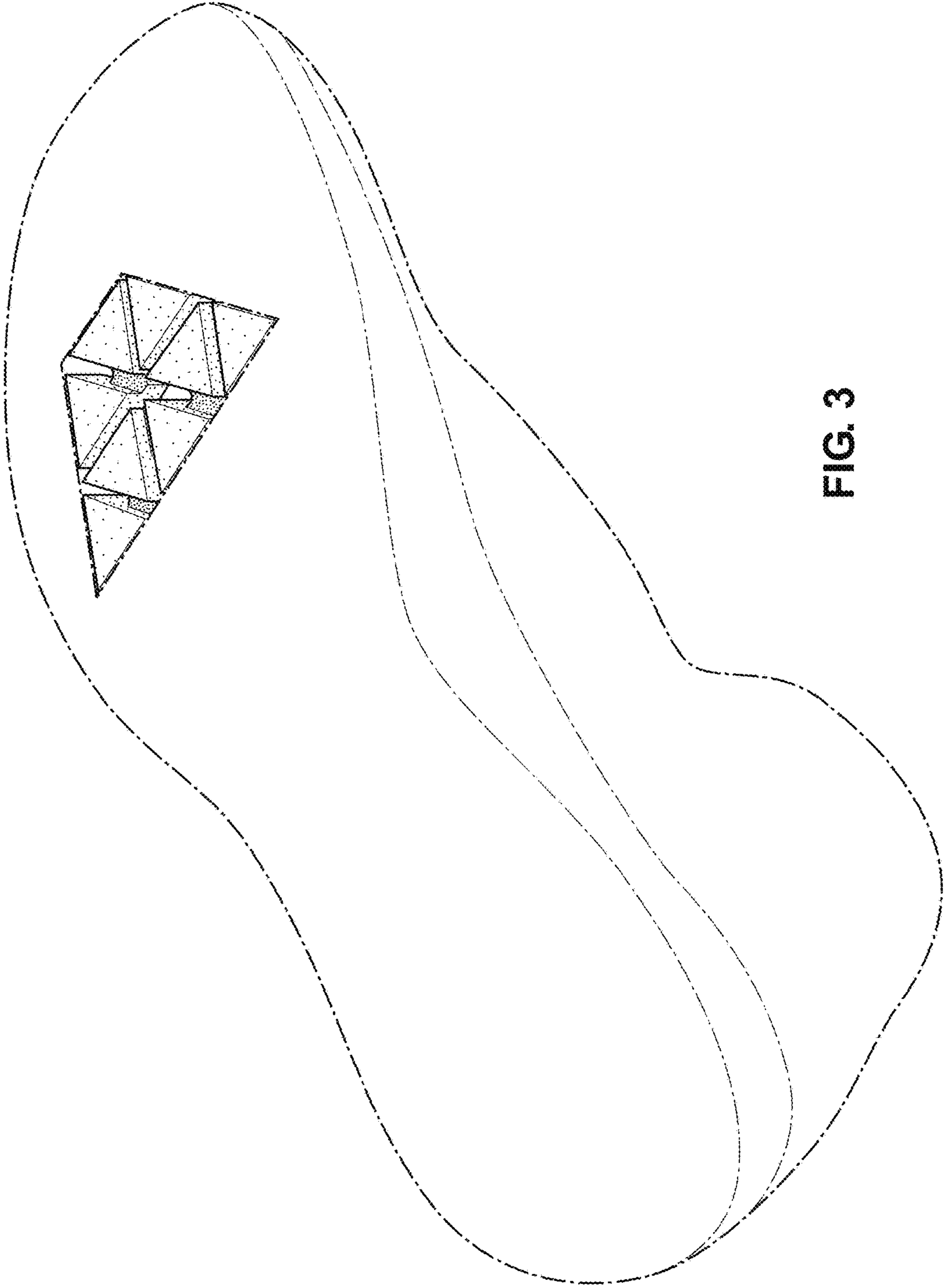


FIG. 3

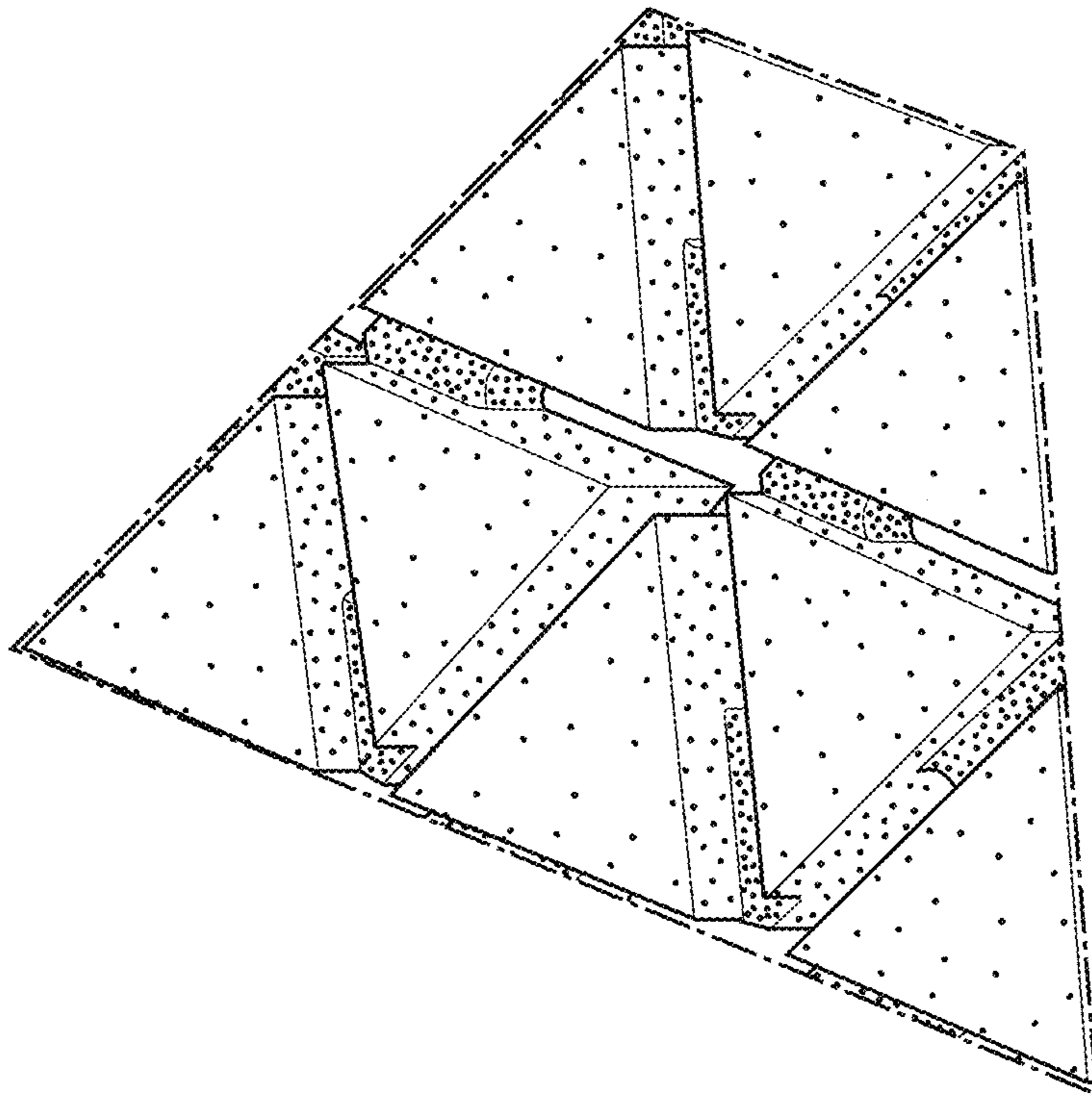


FIG. 4

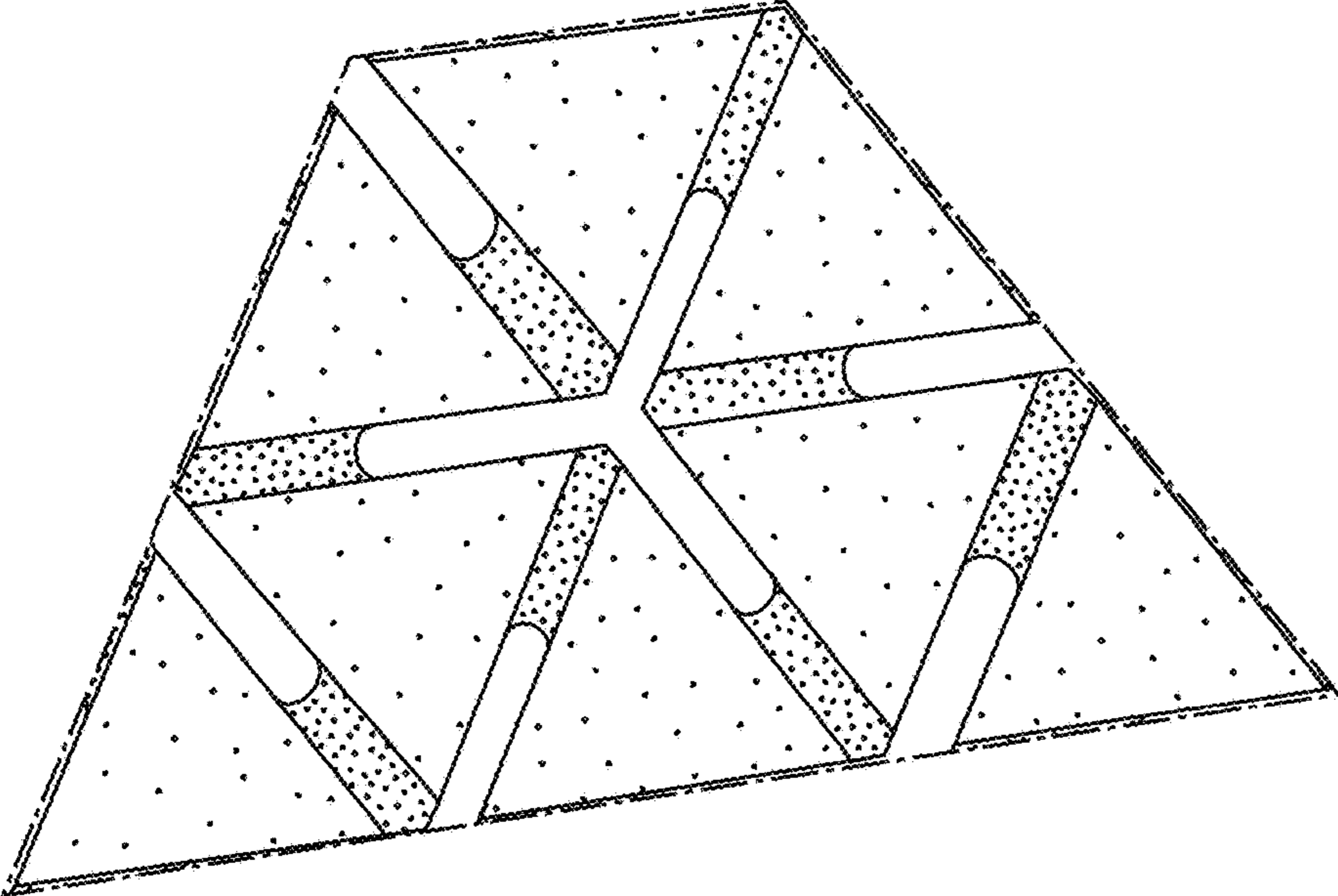


FIG. 5

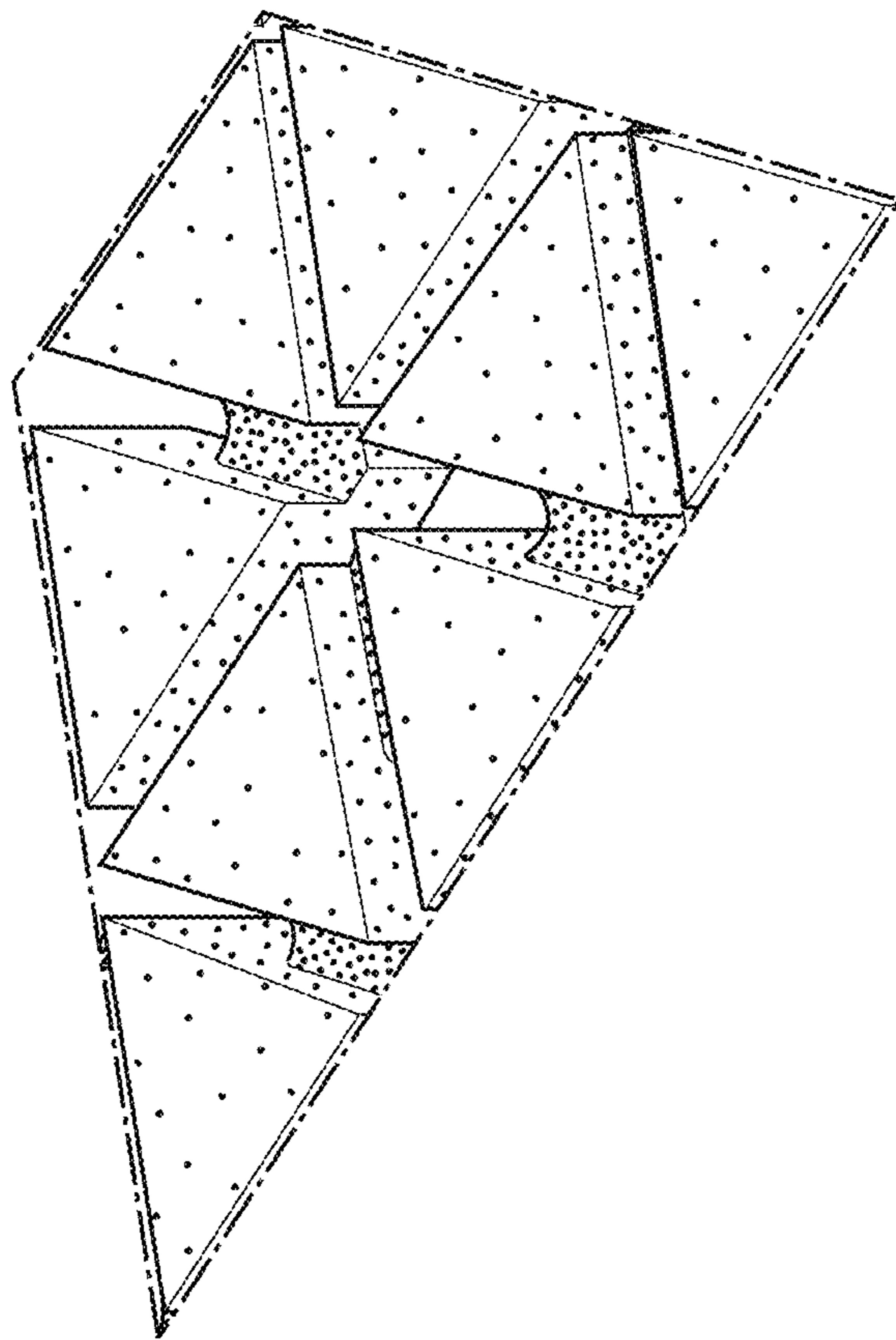


FIG. 6