



US00D783968S

(12) **United States Design Patent**
O'Connor

(10) **Patent No.:** **US D783,968 S**

(45) **Date of Patent:** **** Apr. 18, 2017**

(54) **SHOE OUTSOLE**

(71) Applicant: **NIKE, Inc.**, Beaverton, OR (US)

(72) Inventor: **Kelly O'Connor**, Beaverton, OR (US)

(73) Assignee: **NIKE, Inc.**, Beaverton, OR (US)

(**) Term: **15 Years**

(21) Appl. No.: **29/536,330**

(22) Filed: **Aug. 14, 2015**

(51) **LOC (10) Cl.** **02-04**

(52) **U.S. Cl.**
USPC **D2/958**; D2/951; D2/959; D2/960

(58) **Field of Classification Search**
USPC D2/902, 906, 908, 916, 918, 925,
D2/946-962, 977; 36/3 B, 22 R, 24.5,
36/25 R, 28, 32 R, 34 R, 59 C, 67 A, 103
CPC A43B 13/00; A43B 13/02; A43B 13/023;
A43B 13/026; A43B 13/04; A43B 13/08;
A43B 13/10; A43B 13/12; A43B 13/14;
A43B 13/141; A43B 13/143; A43B
13/16; A43B 13/18; A43B 13/181; A43B
13/187; A43B 13/189; A43B 13/20; A43B
13/22; A43B 13/223; A43B 13/24; A43B
13/28; A43B 13/30; A43B 13/32; A43B
13/34; A43B 13/36

See application file for complete search history.

(56) **References Cited**

U.S. PATENT DOCUMENTS

4,535,553	A *	8/1985	Derderian	A43B 13/181 36/28
D512,821	S *	12/2005	Lee	D2/958
7,310,894	B1 *	12/2007	Schwarzman	A43B 13/223 36/3 A
D564,191	S *	3/2008	Jensen	D2/953
D571,089	S *	6/2008	Centurione	D2/956

D572,885	S *	7/2008	Jensen	D2/953
D575,946	S *	9/2008	Mitani	D2/946
D702,429	S *	4/2014	Earle	D2/951
D704,424	S *	5/2014	Martin	D2/951
D707,935	S *	7/2014	Williams, Jr.	D2/951
D708,830	S *	7/2014	Williams, Jr.	D2/951
D708,831	S *	7/2014	Petrie	D2/951
D713,629	S *	9/2014	Petrie	D2/951
8,826,566	B2 *	9/2014	Crowley, II	A43B 1/0009 36/3 A
D716,027	S *	10/2014	Kirschner	D2/951
D723,777	S *	3/2015	Cin	D2/951
D724,299	S *	3/2015	Anceresi	D2/951
D734,602	S *	7/2015	Blankinship	D2/951
D746,565	S *	1/2016	Petrie	D2/951
D755,491	S *	5/2016	Nakano	D2/951
D764,778	S *	8/2016	de Montgolfier	D2/951

(Continued)

Primary Examiner — T. Chase Nelson

(74) *Attorney, Agent, or Firm* — Banner & Witcoff, Ltd.

(57) **CLAIM**

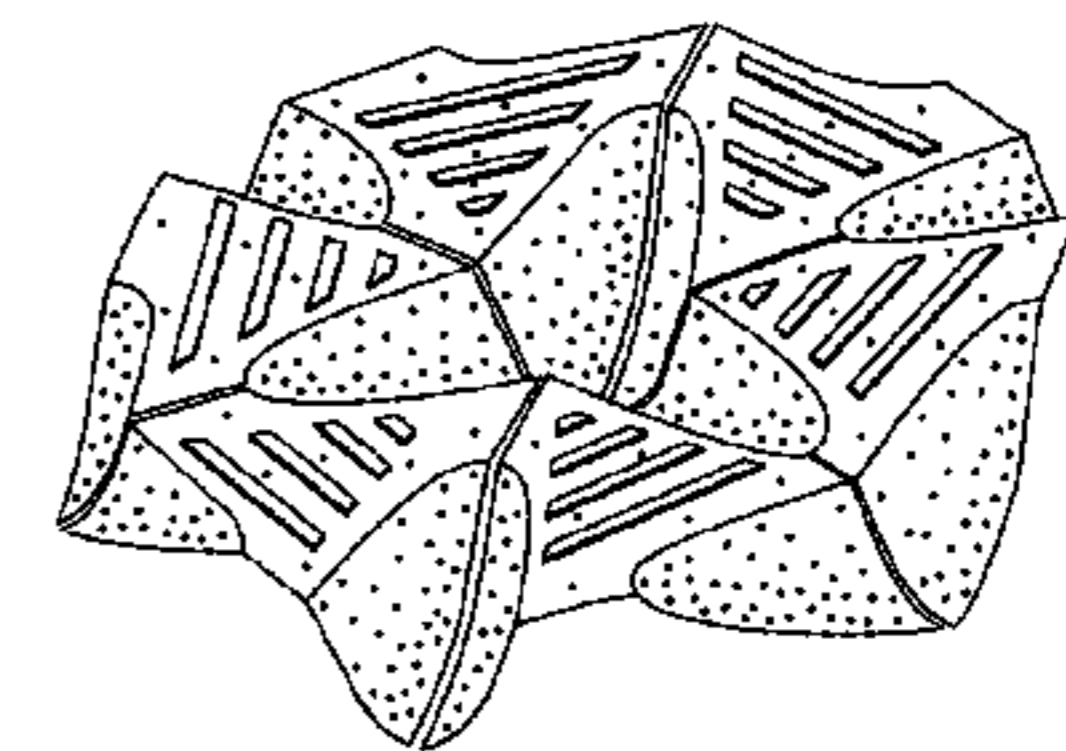
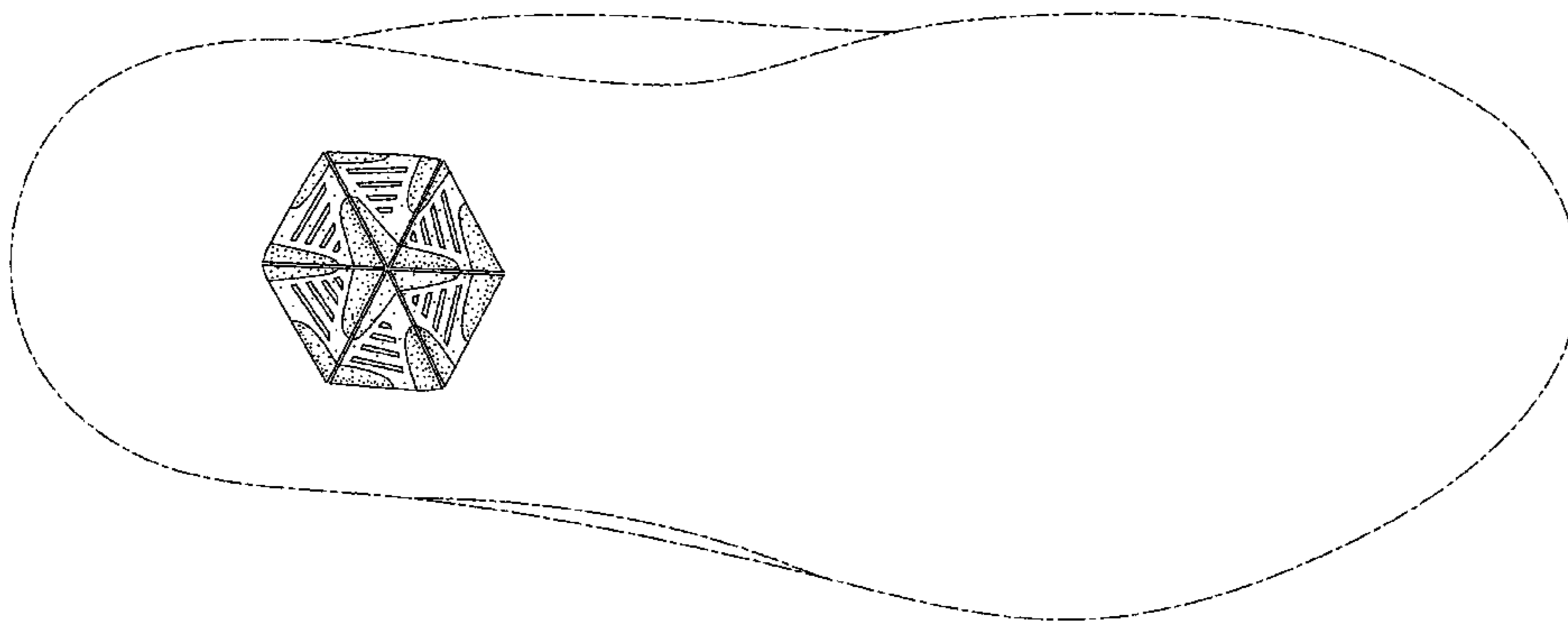
The ornamental design for a shoe outsole, as shown and described.

DESCRIPTION

FIG. 1 is a front perspective view of a shoe outsole showing my new design;
FIG. 2 is a bottom view thereof;
FIG. 3 is a rear perspective view thereof;
FIG. 4 is an enlarged view of the claimed region in FIG. 1, shown in isolation;
FIG. 5 is an enlarged view of the claimed region in FIG. 2, shown in isolation; and,
FIG. 6 is an enlarged view of the claimed region in FIG. 3, shown in isolation.

The broken lines showing the remainder of the shoe are for environmental purposes only and form no part of the claimed design.

1 Claim, 6 Drawing Sheets



(56)

References Cited

U.S. PATENT DOCUMENTS

D764,779 S * 8/2016 de Montgolfier D2/951
D765,372 S * 9/2016 Petrie D2/951
2008/0276490 A1* 11/2008 Holt A43B 13/20
36/28
2011/0247243 A1* 10/2011 Eder A43B 13/26
36/67 A
2015/0128452 A1* 5/2015 Hull A43B 13/14
36/103
2015/0223560 A1* 8/2015 Wawrousek A43B 13/00
36/25 R

* cited by examiner

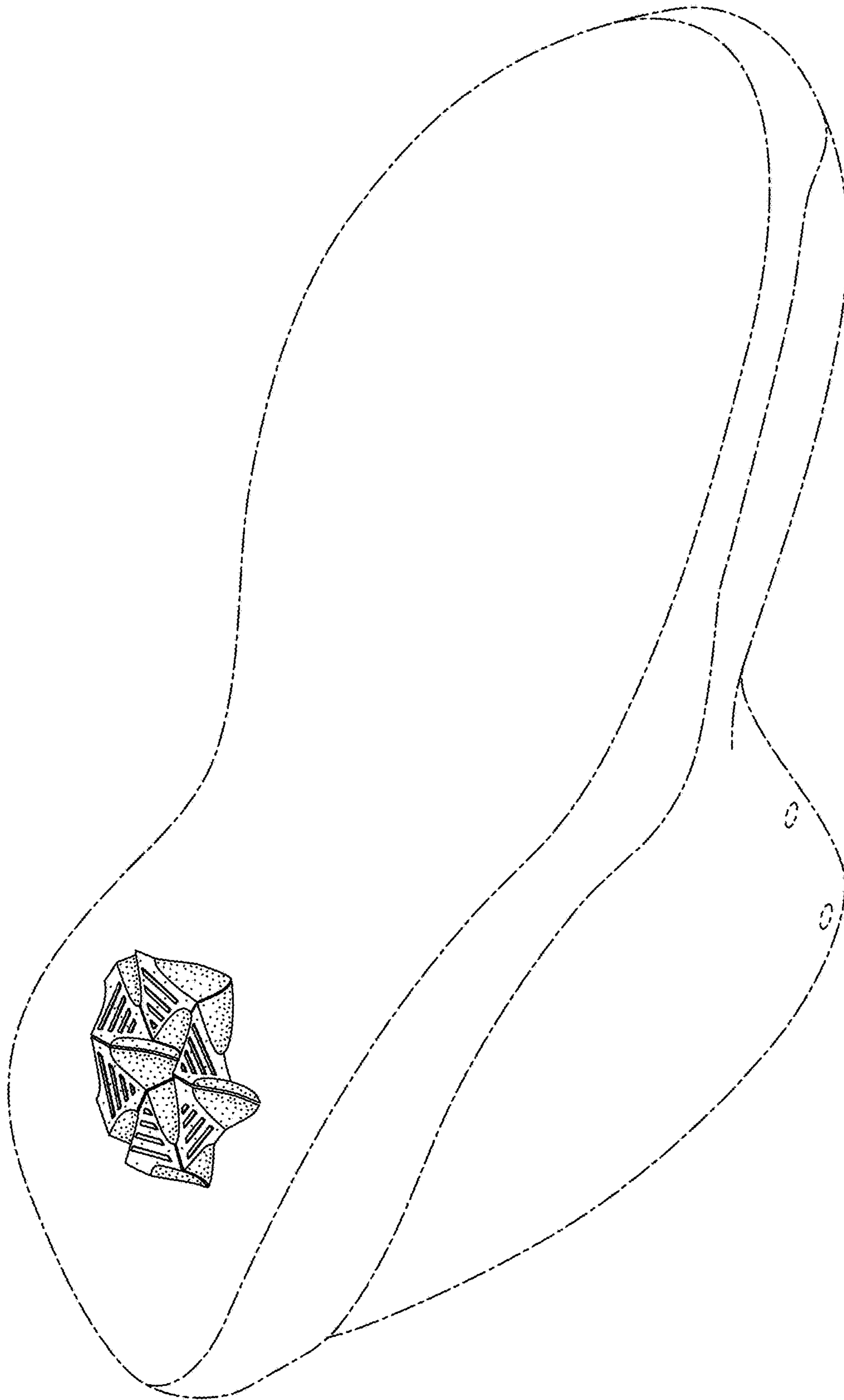


FIG. 1

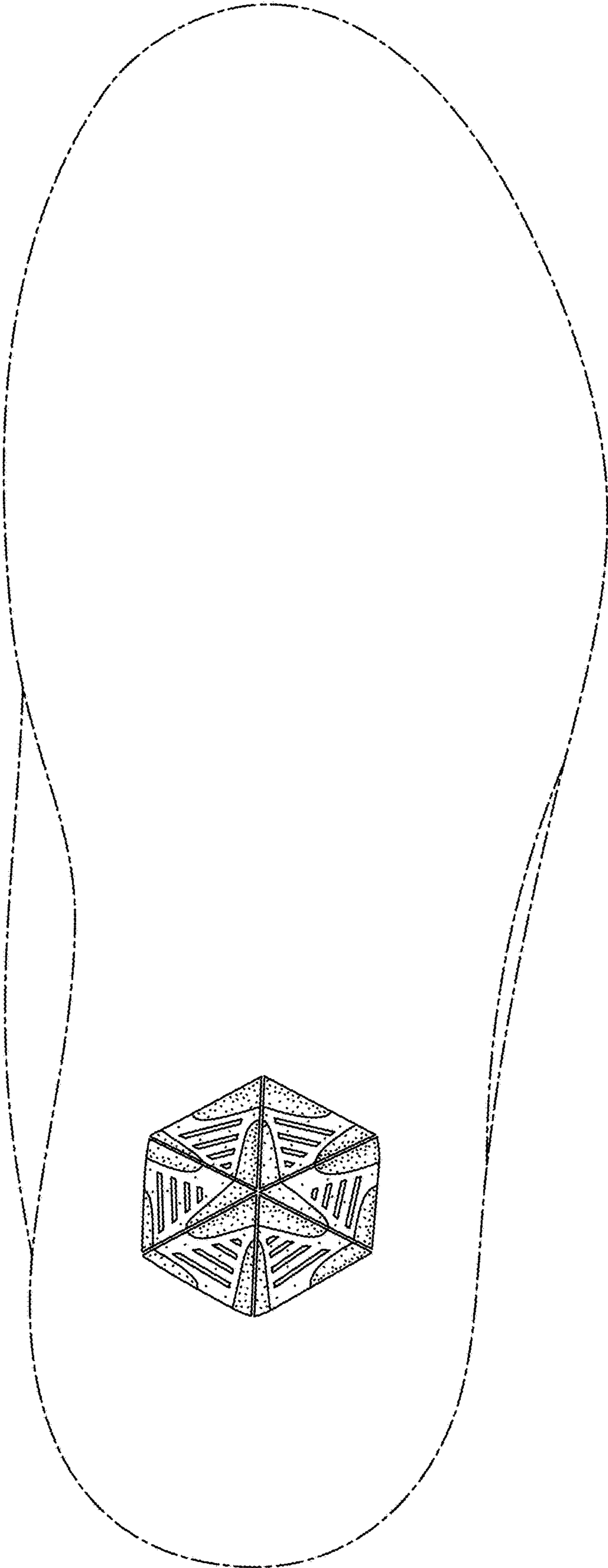


FIG. 2

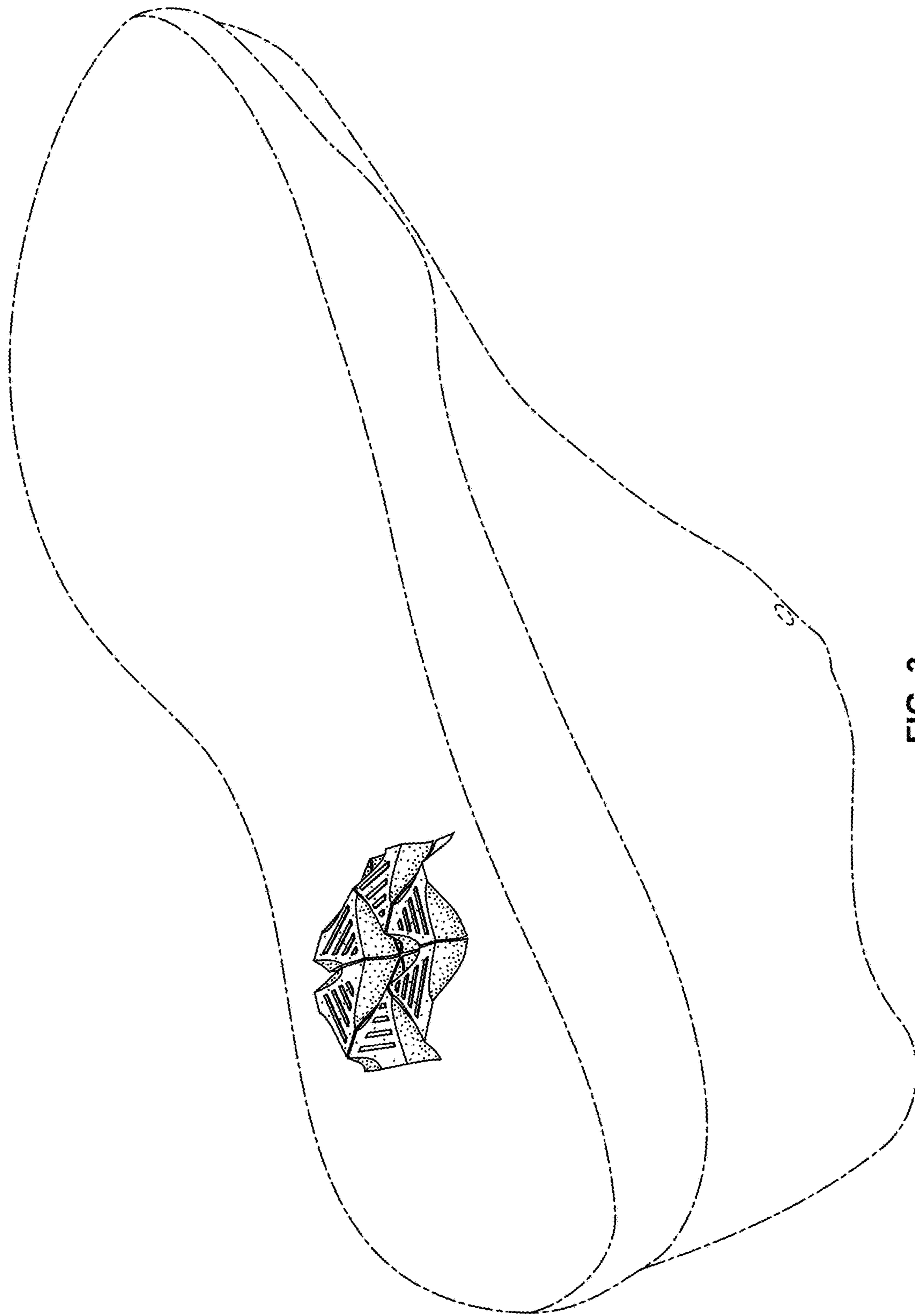


FIG. 3

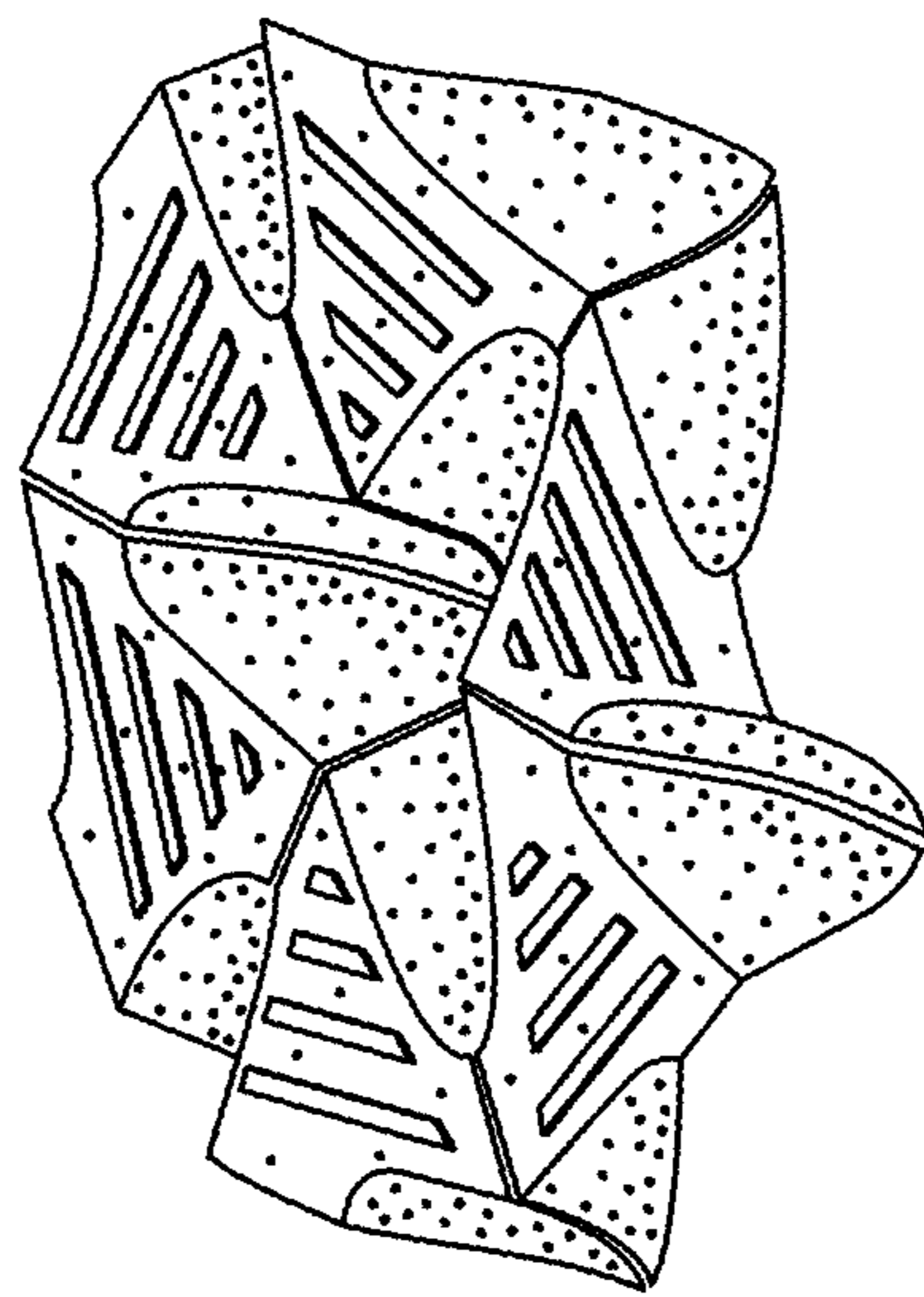


FIG. 4

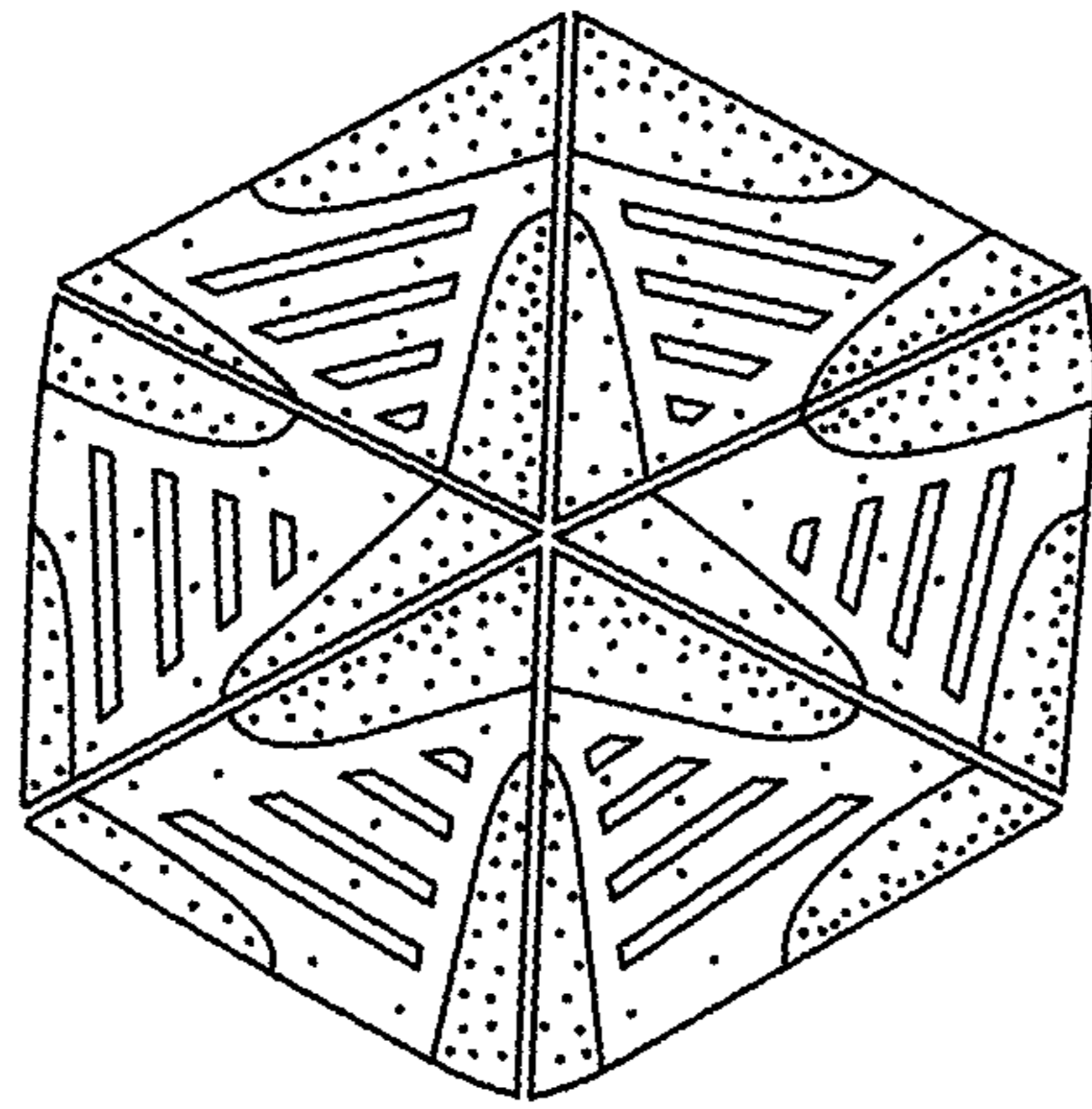


FIG. 5

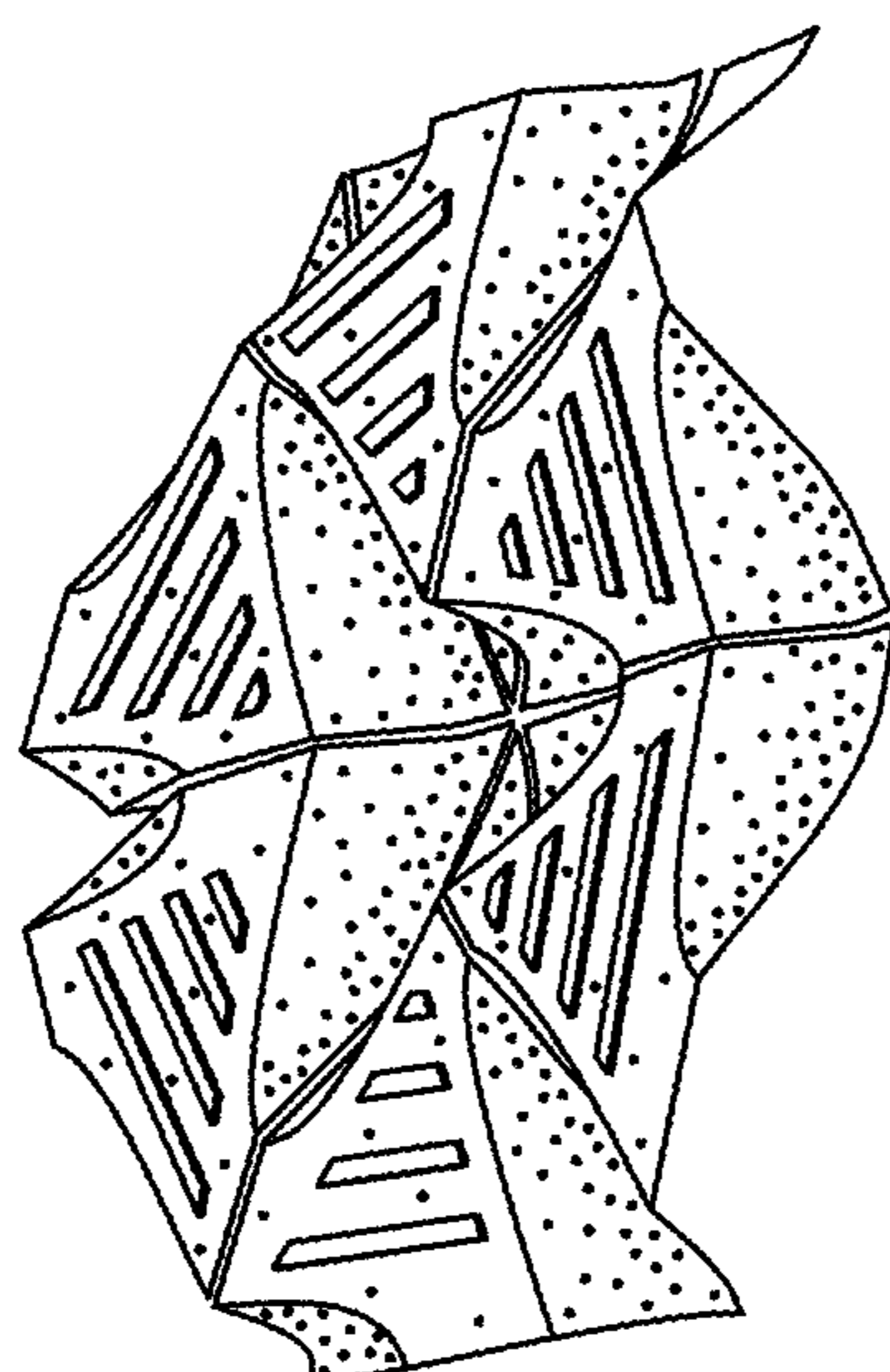


FIG. 6