



US00D783967S

(12) **United States Design Patent**
O'Connor

(10) **Patent No.:** **US D783,967 S**

(45) **Date of Patent:** **** Apr. 18, 2017**

(54) **SHOE OUTSOLE**

(71) Applicant: **NIKE, Inc.**, Beaverton, OR (US)

(72) Inventor: **Kelly O'Connor**, Beaverton, OR (US)

(73) Assignee: **NIKE, Inc.**, Beaverton, OR (US)

(**) Term: **15 Years**

(21) Appl. No.: **29/536,329**

(22) Filed: **Aug. 14, 2015**

(51) **LOC (10) Cl.** **02-04**

(52) **U.S. Cl.**

USPC **D2/958**; D2/951; D2/959; D2/960

(58) **Field of Classification Search**

USPC D2/902, 906, 908, 916, 918, 925,
D2/946-962, 977; 36/3 B, 22 R, 24.5,

36/25 R, 28, 32 R, 34 R, 59 C, 67 A, 103

CPC A43B 13/00; A43B 13/02; A43B 13/023;

A43B 13/026; A43B 13/04; A43B 13/08;

A43B 13/10; A43B 13/12; A43B 13/14;

A43B 13/141; A43B 13/143; A43B

13/16; A43B 13/18; A43B 13/181; A43B

13/187; A43B 13/189; A43B 13/20; A43B

13/22; A43B 13/223; A43B 13/24; A43B

13/28; A43B 13/30; A43B 13/32; A43B

13/34; A43B 13/36

See application file for complete search history.

(56) **References Cited**

U.S. PATENT DOCUMENTS

4,535,553 A * 8/1985 Derderian A43B 13/181

36/28

D512,821 S * 12/2005 Lee D2/958

7,310,894 B1 * 12/2007 Schwarzman A43B 13/223

36/3 A

D564,191 S * 3/2008 Jensen D2/953

D571,089 S * 6/2008 Centurione D2/956

D572,885 S * 7/2008 Jensen D2/953

D575,946 S * 9/2008 Mitani D2/946

D702,429 S * 4/2014 Earle D2/951

D704,424 S * 5/2014 Martin D2/951

D707,935 S * 7/2014 Williams, Jr. D2/951

D708,830 S * 7/2014 Williams, Jr. D2/951

D708,831 S * 7/2014 Petrie D2/951

D713,629 S * 9/2014 Petrie D2/951

8,826,566 B2 * 9/2014 Crowley, II A43B 1/0009

36/3 A

D716,027 S * 10/2014 Kirschner D2/951

D723,777 S * 3/2015 Cin D2/951

D724,299 S * 3/2015 Anceresi D2/951

D734,602 S * 7/2015 Blankinship D2/951

D746,565 S * 1/2016 Petrie D2/951

D755,491 S * 5/2016 Nakano D2/951

D764,778 S * 8/2016 de Montgolfier D2/951

(Continued)

Primary Examiner — T. Chase Nelson

(74) *Attorney, Agent, or Firm* — Banner & Witcoff, Ltd.

(57) **CLAIM**

The ornamental design for a shoe outsole, as shown and described.

DESCRIPTION

FIG. 1 is a front perspective view of a shoe outsole showing my new design;

FIG. 2 is a bottom view thereof;

FIG. 3 is a rear perspective view thereof;

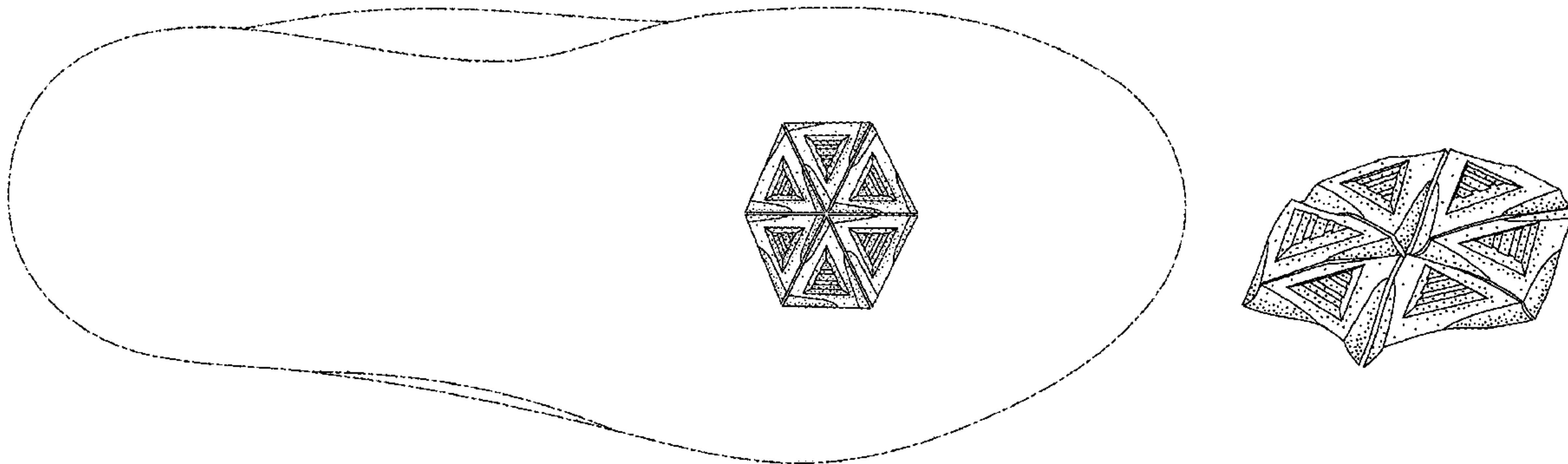
FIG. 4 is an enlarged view of the claimed region in FIG. 1, shown in isolation;

FIG. 5 is an enlarged view of the claimed region in FIG. 2, shown in isolation; and,

FIG. 6 is an enlarged view of the claimed region in FIG. 3, shown in isolation.

The broken lines showing the remainder of the shoe are for environmental purposes only and form no part of the claimed design.

1 Claim, 6 Drawing Sheets



(56)

References Cited

U.S. PATENT DOCUMENTS

D764,779 S * 8/2016 de Montgolfier D2/951
D765,372 S * 9/2016 Petrie D2/951
2008/0276490 A1* 11/2008 Holt A43B 13/20
36/28
2011/0247243 A1* 10/2011 Eder A43B 13/26
36/67 A
2015/0128452 A1* 5/2015 Hull A43B 13/14
36/103

* cited by examiner

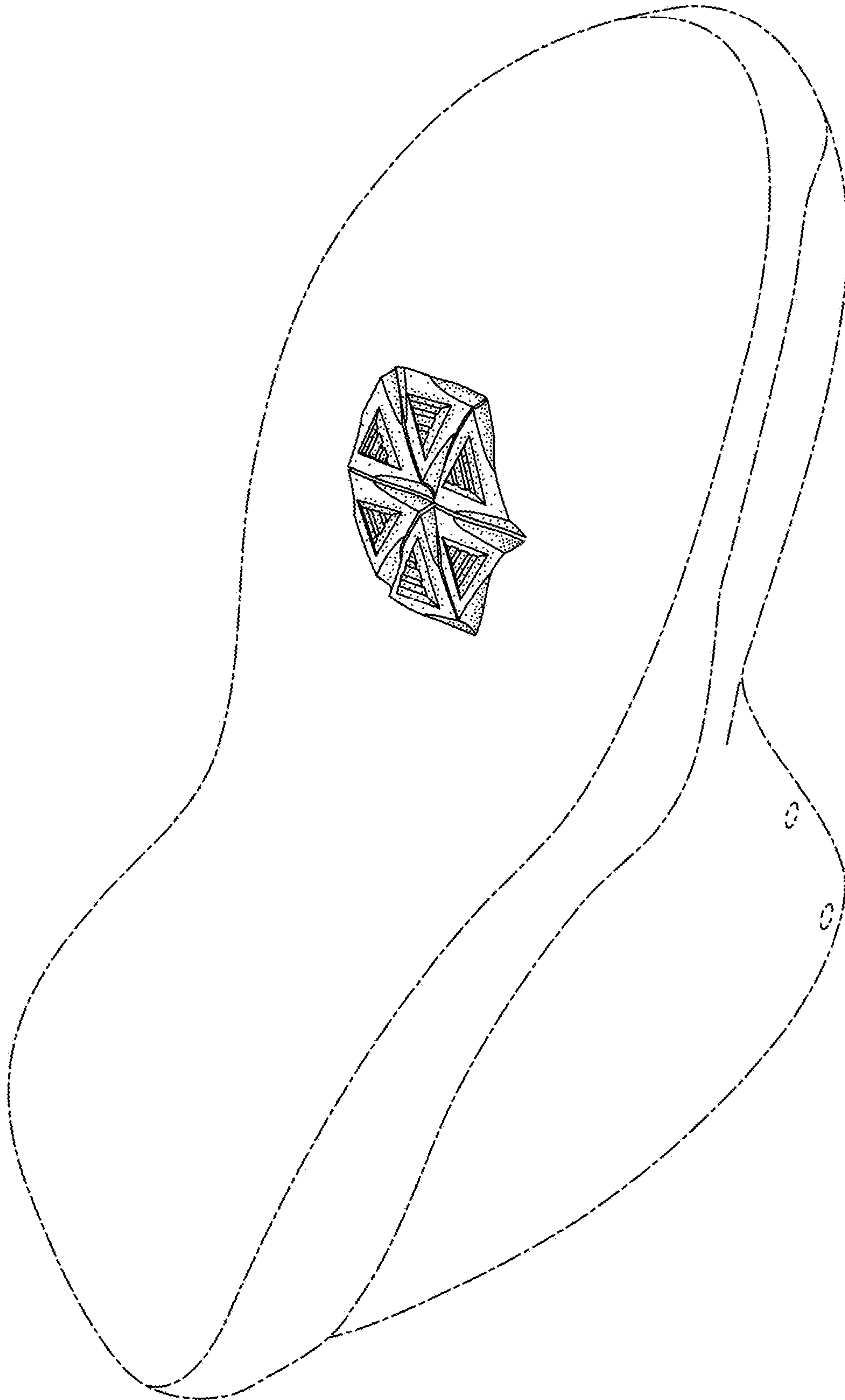


FIG. 1

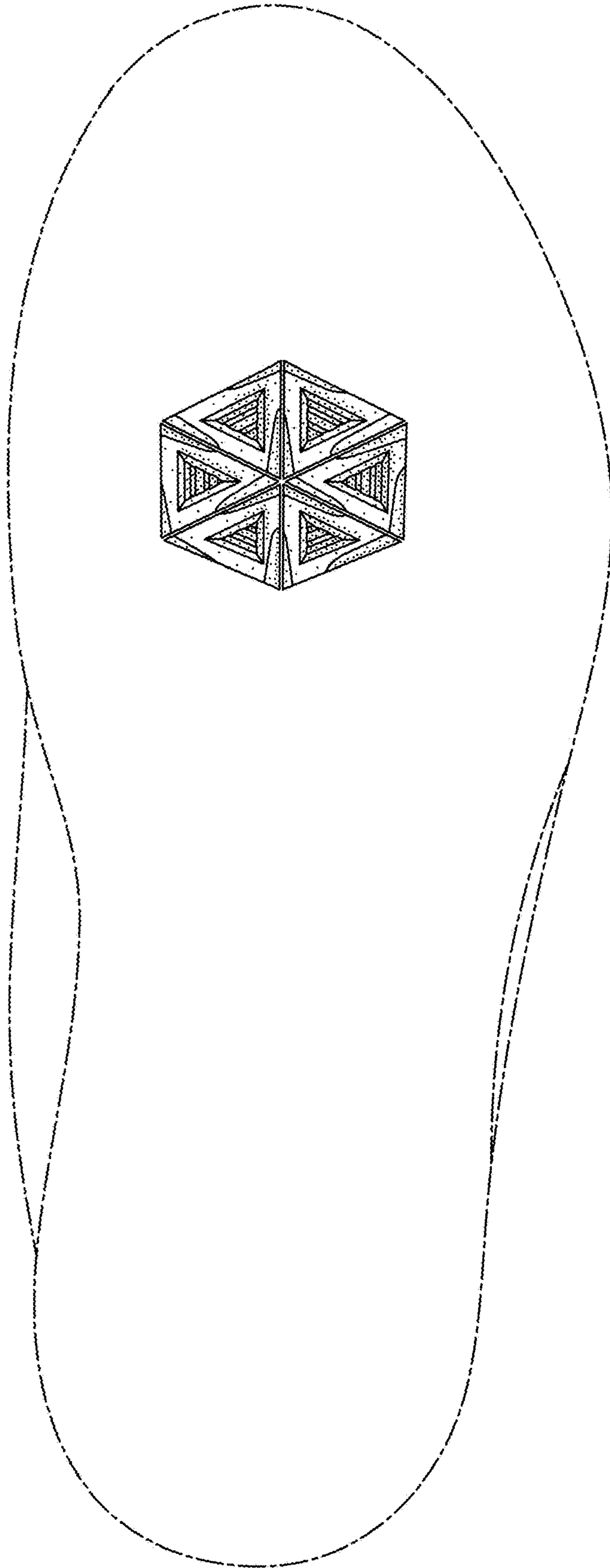


FIG. 2

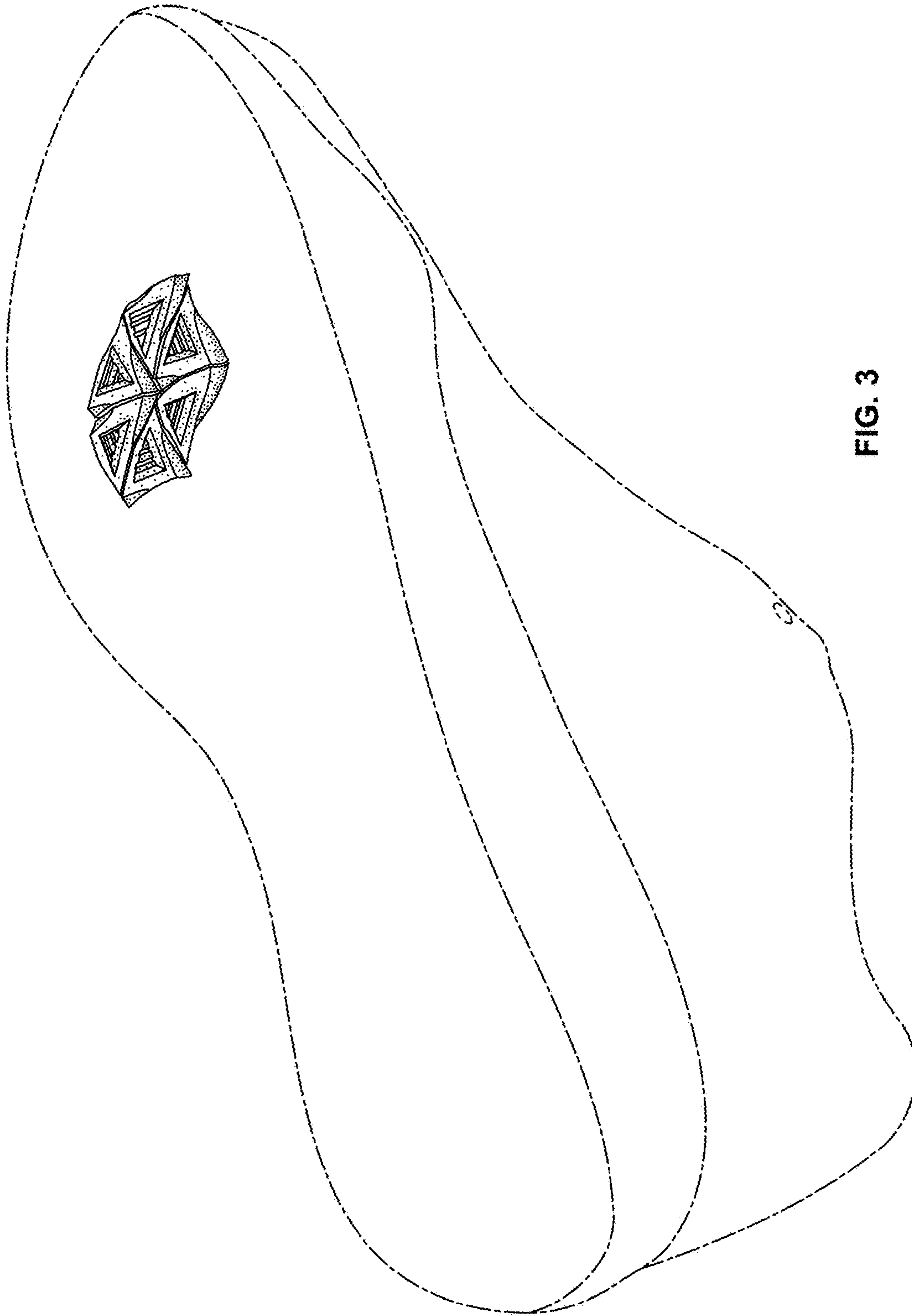


FIG. 3

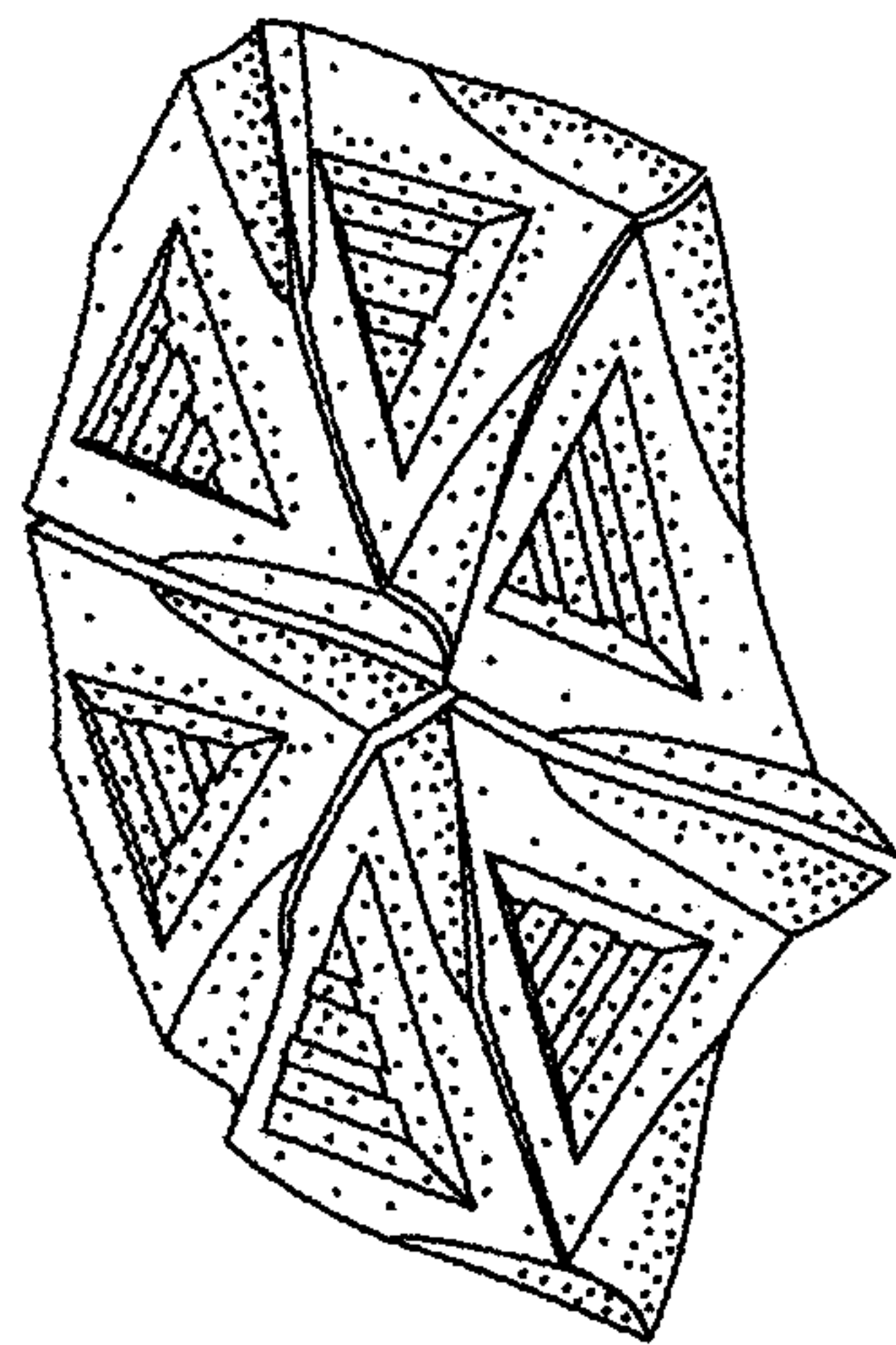


FIG. 4

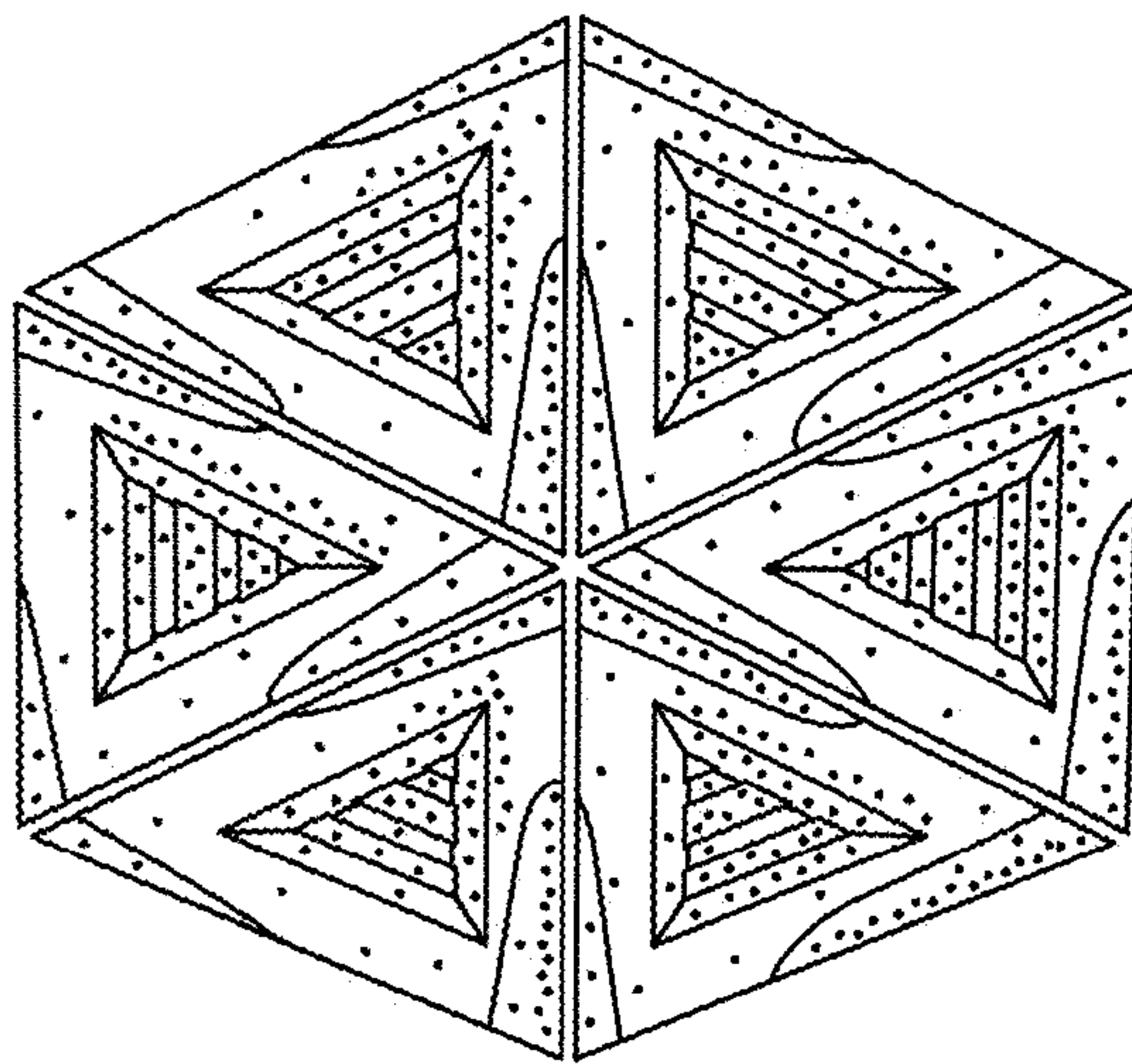


FIG. 5

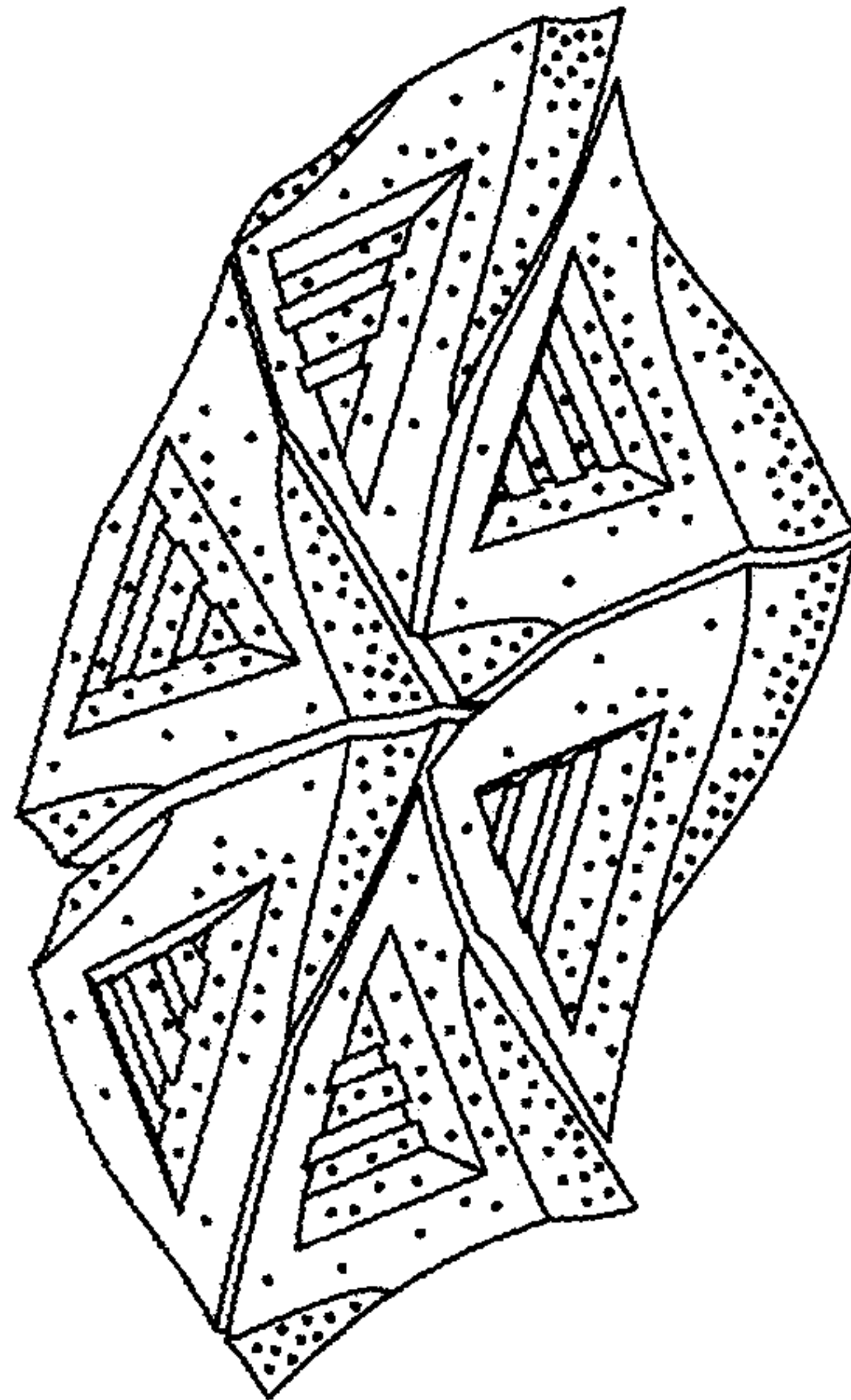


FIG. 6