



US00D783965S

(12) **United States Design Patent** (10) **Patent No.:** **US D783,965 S**
Lee (45) **Date of Patent:** **** Apr. 18, 2017**

(54) **SHOE OUTSOLE**
(71) Applicant: **NIKE, Inc.**, Beaverton, OR (US)
(72) Inventor: **Jeongwoo Lee**, Portland, OR (US)
(73) Assignee: **NIKE, Inc.**, Beaverton, OR (US)
(**) Term: **15 Years**
(21) Appl. No.: **29/536,511**
(22) Filed: **Aug. 17, 2015**
(51) **LOC (10) Cl.** **02-04**
(52) **U.S. Cl.**
USPC **D2/957; D2/951; D2/959**
(58) **Field of Classification Search**
USPC D2/902, 906, 908, 916, 918, 925,
D2/946-962, 977; 36/3 B, 22 R, 24.5,
36/25 R, 28, 32 R, 34 R, 59 C, 67 A, 103
CPC A43B 13/00; A43B 13/02; A43B 13/023;
A43B 13/026; A43B 13/04; A43B 13/08;
A43B 13/10; A43B 13/12; A43B 13/14;
A43B 13/141; A43B 13/143; A43B
13/16; A43B 13/18; A43B 13/181; A43B
13/187; A43B 13/189; A43B 13/20; A43B
13/22; A43B 13/223; A43B 13/24; A43B
13/28; A43B 13/30; A43B 13/32; A43B
13/34; A43B 13/36
See application file for complete search history.

(56) **References Cited**
U.S. PATENT DOCUMENTS
4,375,728 A * 3/1983 Dassler A43B 13/223
36/114
D420,786 S * 2/2000 Ramer D2/947
D477,129 S * 7/2003 Ramer D2/947
6,959,505 B2 * 11/2005 Poe A43B 1/0009
36/141

7,007,410 B2 * 3/2006 Auger A43B 5/02
36/116
D561,439 S * 2/2008 Schoenborn D2/953
D566,939 S * 4/2008 Schoenborn D2/954
D643,196 S * 8/2011 Young D2/951
D644,826 S * 9/2011 Portzline D2/951
D667,207 S * 9/2012 Funck D2/951
D669,256 S * 10/2012 Castellon D2/951
D675,416 S * 2/2013 Minami D2/962
D680,723 S * 4/2013 Joseph D2/951
D702,427 S * 4/2014 Hlavacs D2/951
D712,128 S * 9/2014 Zaedow D2/951
D716,027 S * 10/2014 Kirschner D2/951
D717,034 S * 11/2014 Bramani D2/951
D721,476 S * 1/2015 Harlow D2/951
D721,477 S * 1/2015 O'Connor D2/951
D727,004 S * 4/2015 Roundhouse D2/951
D734,931 S * 7/2015 McCourt D2/951
9,138,027 B2 * 9/2015 Auger A43B 5/02
2004/0000074 A1 * 1/2004 Auger A43B 5/02
36/102

(Continued)

Primary Examiner — T. Chase Nelson
(74) *Attorney, Agent, or Firm* — Banner & Witcoff, Ltd.

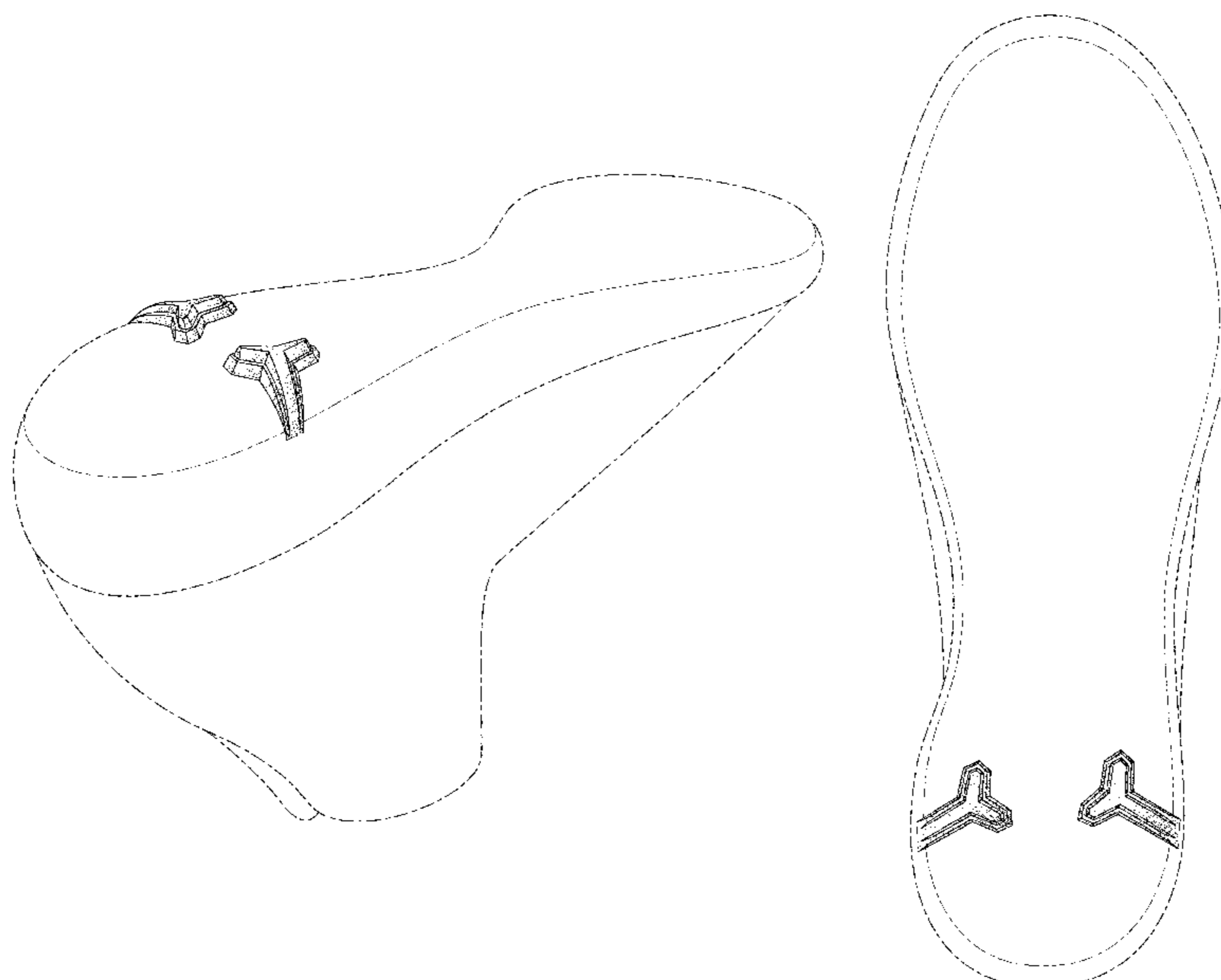
(57) **CLAIM**

The ornamental design for a shoe outsole, as shown and described.

DESCRIPTION

FIG. 1 is a rear perspective view of a shoe outsole showing my new design;
FIG. 2 is a bottom view thereof; and,
FIG. 3 is a front perspective view thereof.
The broken lines immediately adjacent to the shaded area represent unclaimed boundaries of the design. The broken lines showing the remainder of the shoe are for environmental purposes only and form no part of the claimed design.

1 Claim, 3 Drawing Sheets



(56)

References Cited

U.S. PATENT DOCUMENTS

2013/0067778	A1 *	3/2013	Minami	A43B 13/223 36/59 R
2015/0052781	A1 *	2/2015	Hatfield	A43B 5/00 36/25 R
2015/0075034	A1 *	3/2015	Cross	A43B 13/22 36/103
2015/0181977	A1 *	7/2015	Klug	A43B 13/26 36/134
2015/0189947	A1 *	7/2015	Klug	A43C 1/04 36/103
2015/0237957	A1 *	8/2015	Cross	A43B 13/14 36/30 R
2015/0237958	A1 *	8/2015	Cross	A43B 13/181 36/103
2015/0245683	A1 *	9/2015	Cross	B32B 27/065 36/103
2015/0245685	A1 *	9/2015	Cross	A43B 13/187 36/104

* cited by examiner

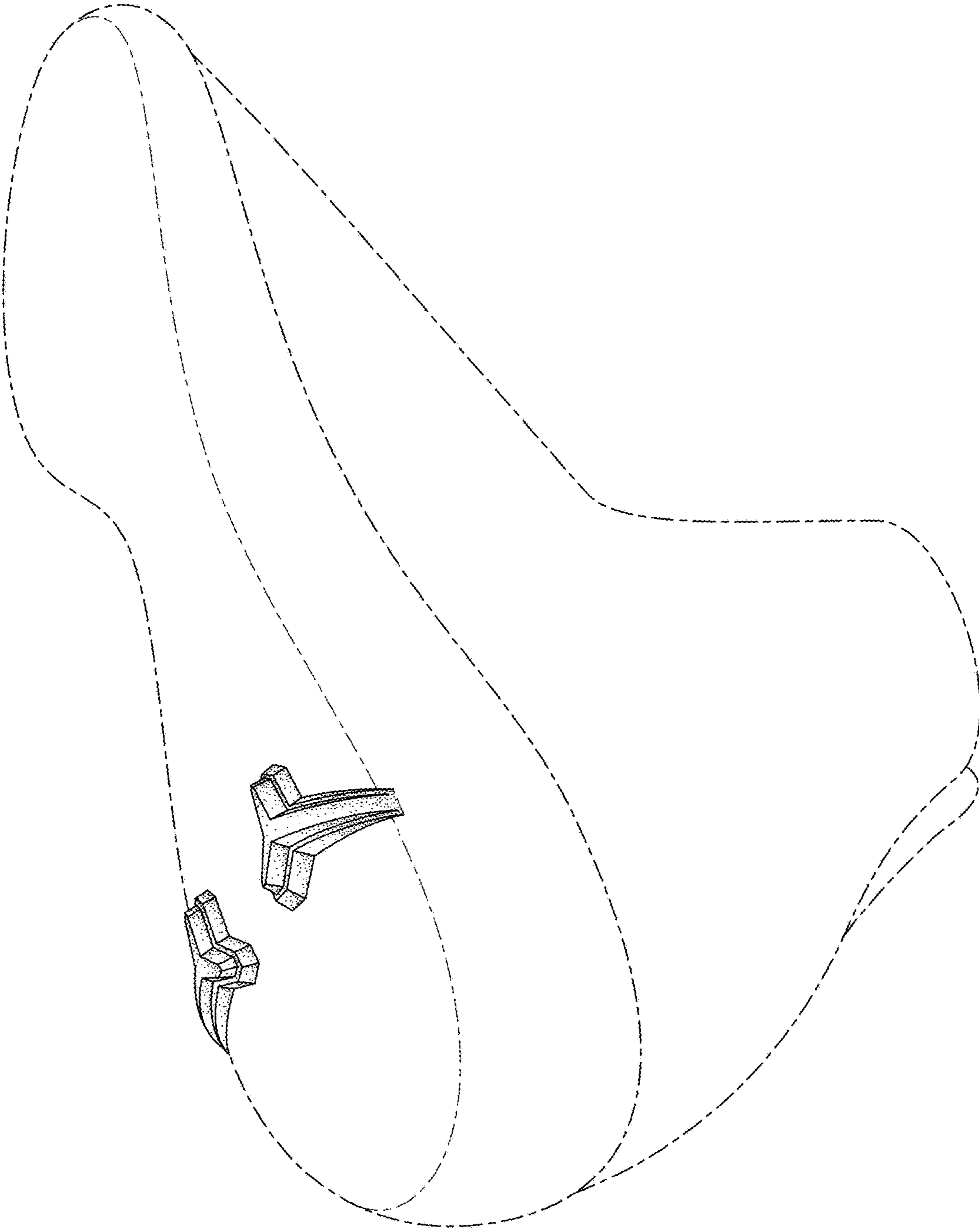


FIG. 1

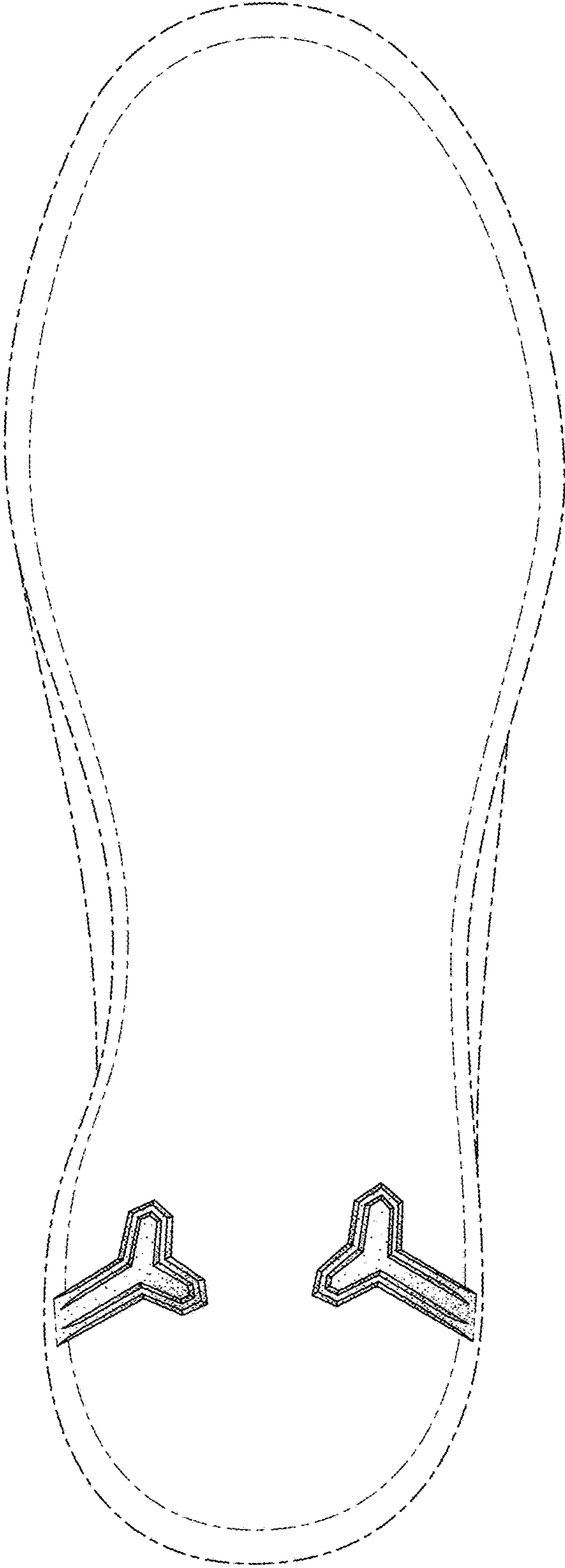


FIG. 2

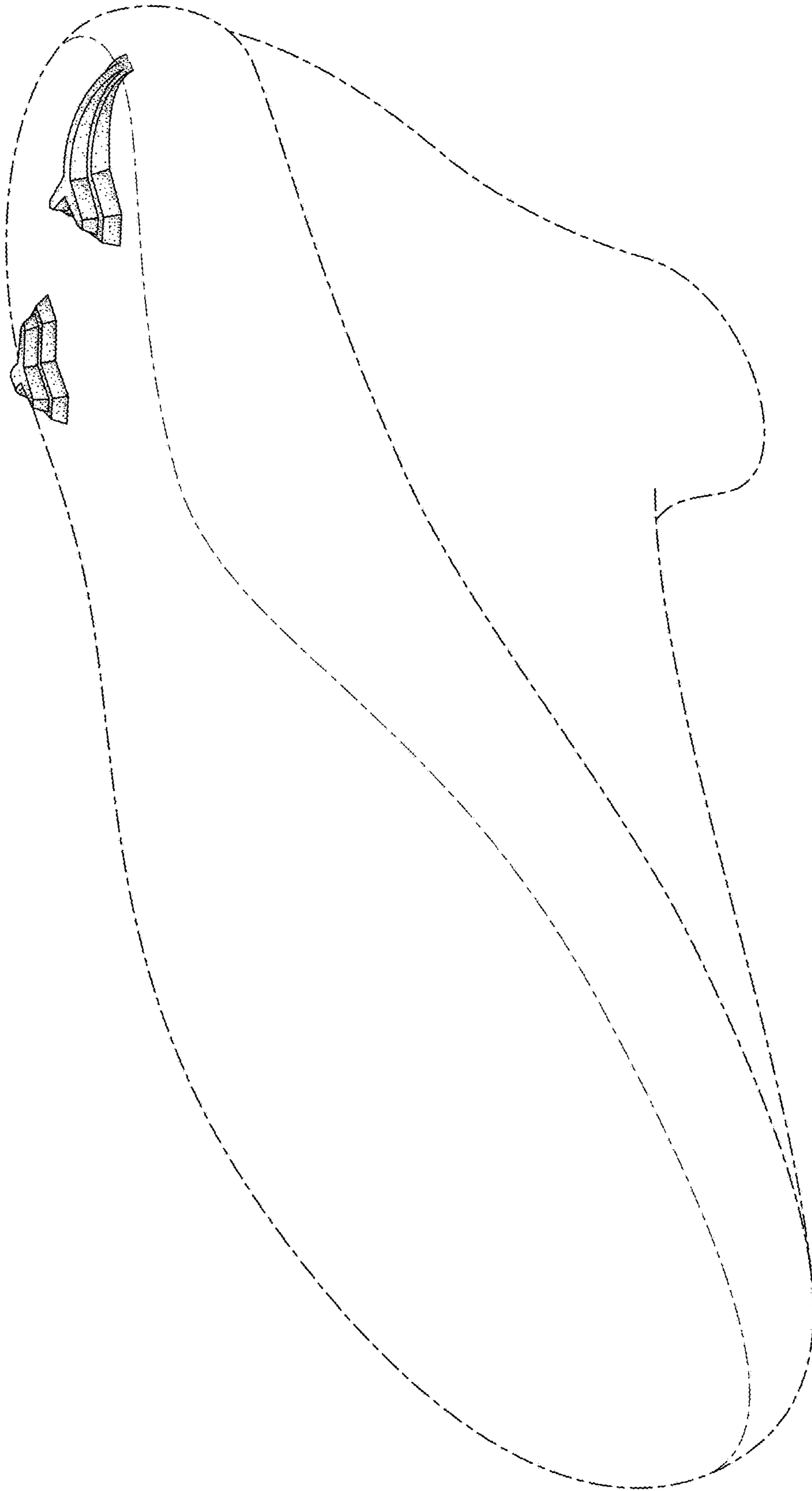


FIG. 3