



US00D783962S

(12) **United States Design Patent**
Freedman et al.

(10) **Patent No.:** **US D783,962 S**

(45) **Date of Patent:** **** Apr. 18, 2017**

(54) **OUTER SOLE OF A BOAT SHOE**
(71) Applicant: **FUSION, LLC**, Wilmington, MA (US)
(72) Inventors: **Matthew E. Freedman**, Warrington, PA (US); **Joshua T. Hannum**, Brookhaven, PA (US); **Kyle A. Manchin**, Wallingford, PA (US)
(73) Assignee: **FUSION, LLC**, Wilmington, MA (US)
(**) Term: **15 Years**

D593,736 S * 6/2009 Mochen D2/951
D599,088 S * 9/2009 Kay D2/909
D651,788 S * 1/2012 Raysse D2/951
D661,882 S * 6/2012 Raysse D2/951
D662,295 S * 6/2012 Raysse D2/951
D680,312 S * 4/2013 Raysse D2/951
D685,983 S * 7/2013 Winskowicz D2/947
D689,678 S * 9/2013 McClaskie D2/951
D698,137 S * 1/2014 Carr D2/954
D703,930 S * 5/2014 Grott D2/951
D716,025 S * 10/2014 Seo D2/951
D728,912 S * 5/2015 Taestensen D2/951

(Continued)

(21) Appl. No.: **29/565,460**

(22) Filed: **May 20, 2016**

Related U.S. Application Data

(62) Division of application No. 29/507,013, filed on Oct. 23, 2014.

(51) **LOC (10) Cl.** **02-04**

(52) **U.S. Cl.**
USPC **D2/954**

(58) **Field of Classification Search**
USPC D2/896, 902, 906, 907, 908, 943, 946, D2/947, 951, 954, 955, 962, 963, 968
CPC A43B 5/00; A43B 5/001; A43B 5/002; A43B 5/003; A43B 5/008; A43B 5/02; A43B 5/06; A43B 13/00; A43B 13/02; A43B 13/04; A43B 13/14; A43B 13/141; A43B 13/18; A43B 13/181; A43B 13/22
See application file for complete search history.

(56) **References Cited**

U.S. PATENT DOCUMENTS

437,608 A * 9/1890 Marshall A43C 15/161
248/363
989,514 A * 4/1911 Sanford A43B 13/223
248/363

Primary Examiner — Elizabeth J Oswecki
(74) *Attorney, Agent, or Firm* — Russell D. Nugent; The Humphries Law Firm, P.C.

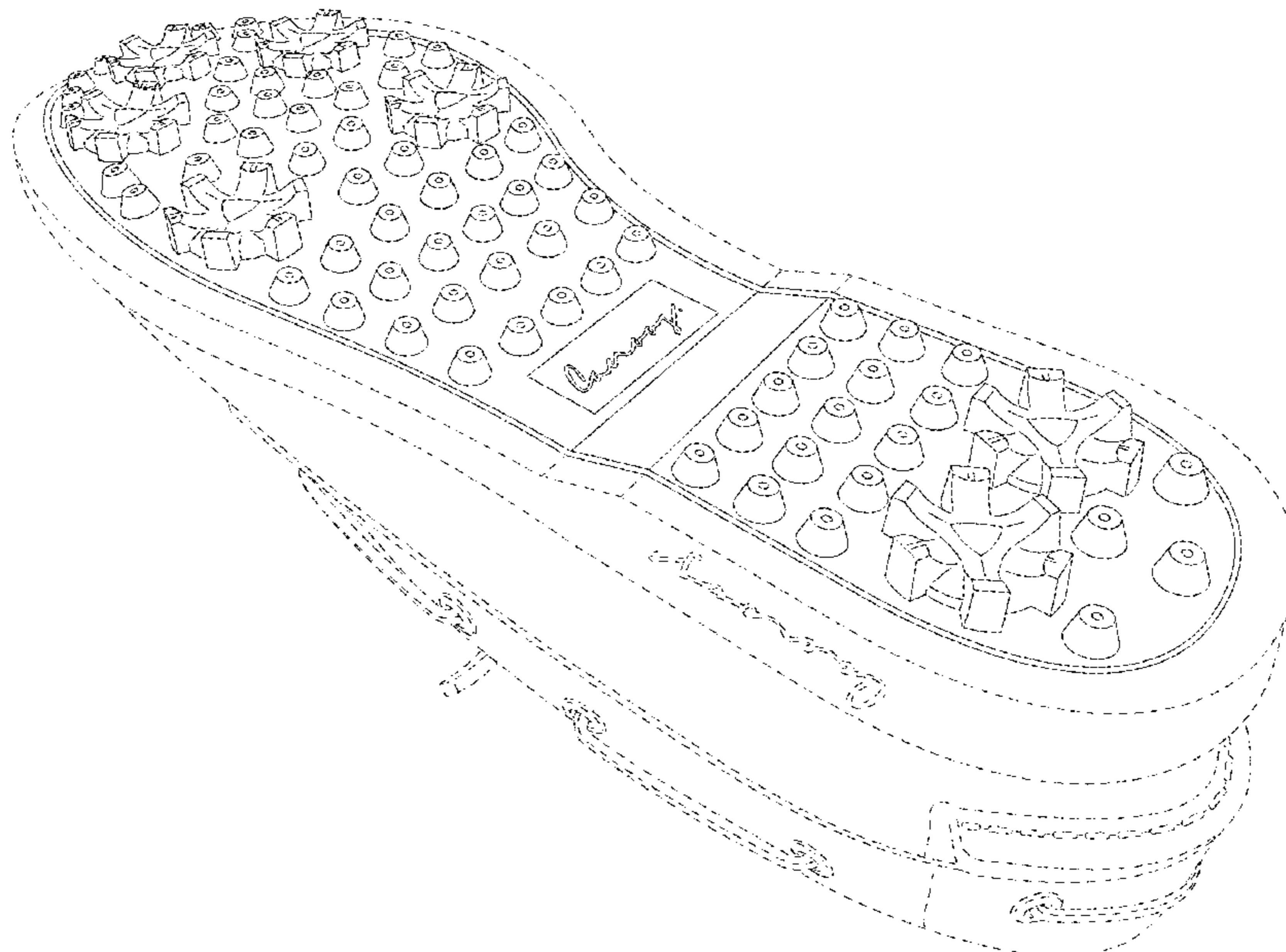
(57) **CLAIM**

The ornamental design for an outer sole of a boat shoe, as shown and described.

DESCRIPTION

FIG. 1 is a top perspective view of an outer sole of a boat shoe showing our new design;
FIG. 2 is a bottom perspective view thereof;
FIG. 3 is a top plan view thereof;
FIG. 4 is a bottom plan view thereof;
FIG. 5 is a right side elevational view thereof;
FIG. 6 is a left side elevational view thereof;
FIG. 7 is a front elevational view thereof; and,
FIG. 8 is a rear elevational view thereof.
FIGS. 1-8 illustrate an outer sole of a right boat shoe, with the outer sole of a left boat shoe being a mirror image thereof. In addition, the broken lines shown in the drawings represent portions of the outer sole of a boat shoe that form no part of the claimed design.

1 Claim, 7 Drawing Sheets



(56)

References Cited

U.S. PATENT DOCUMENTS

D730,638 S *	6/2015	Christensen	D2/951
D732,809 S *	6/2015	Bacon	D2/951
D764,781 S *	8/2016	Bell	D2/951
D766,558 S *	9/2016	Weddle	D2/951

* cited by examiner



FIG. 1

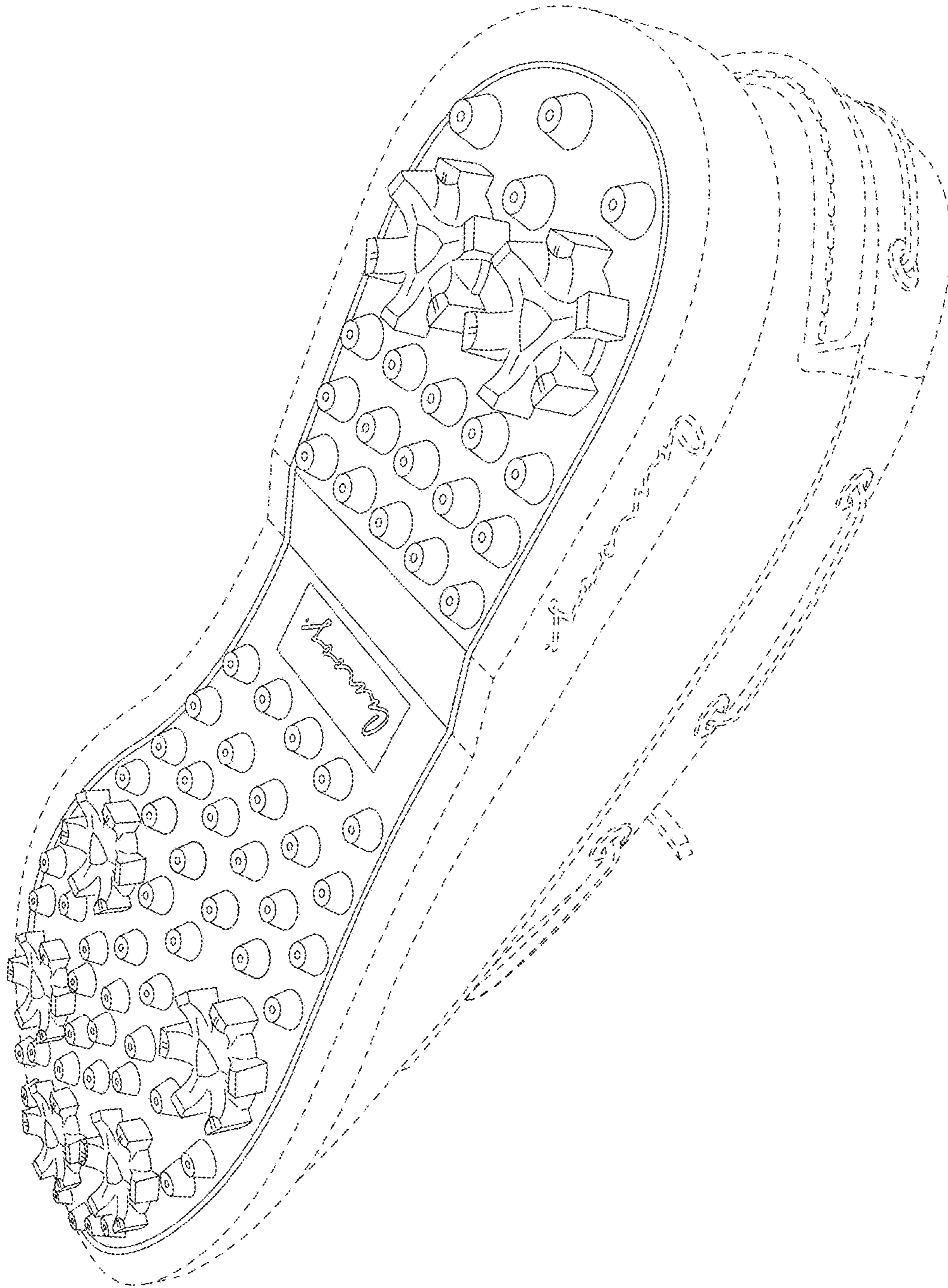


FIG. 2

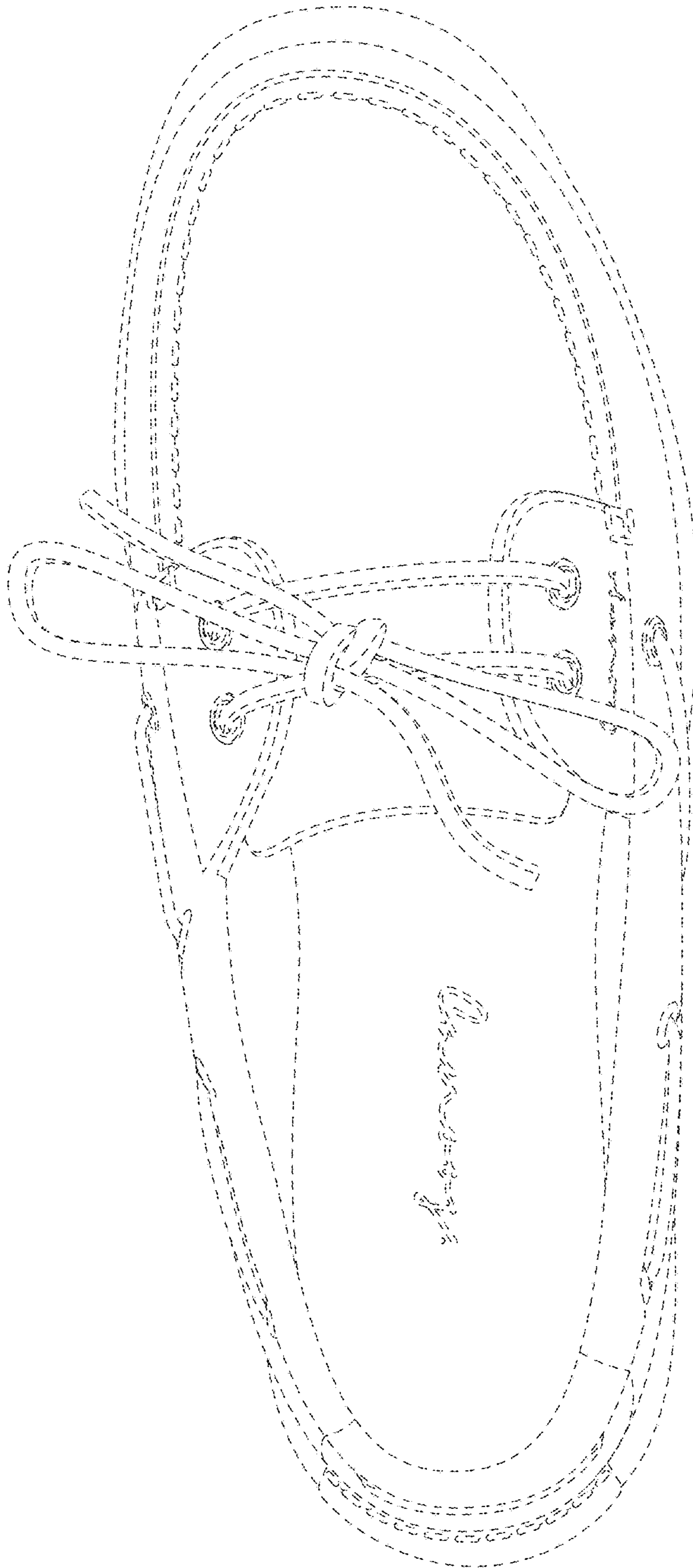


FIG. 3

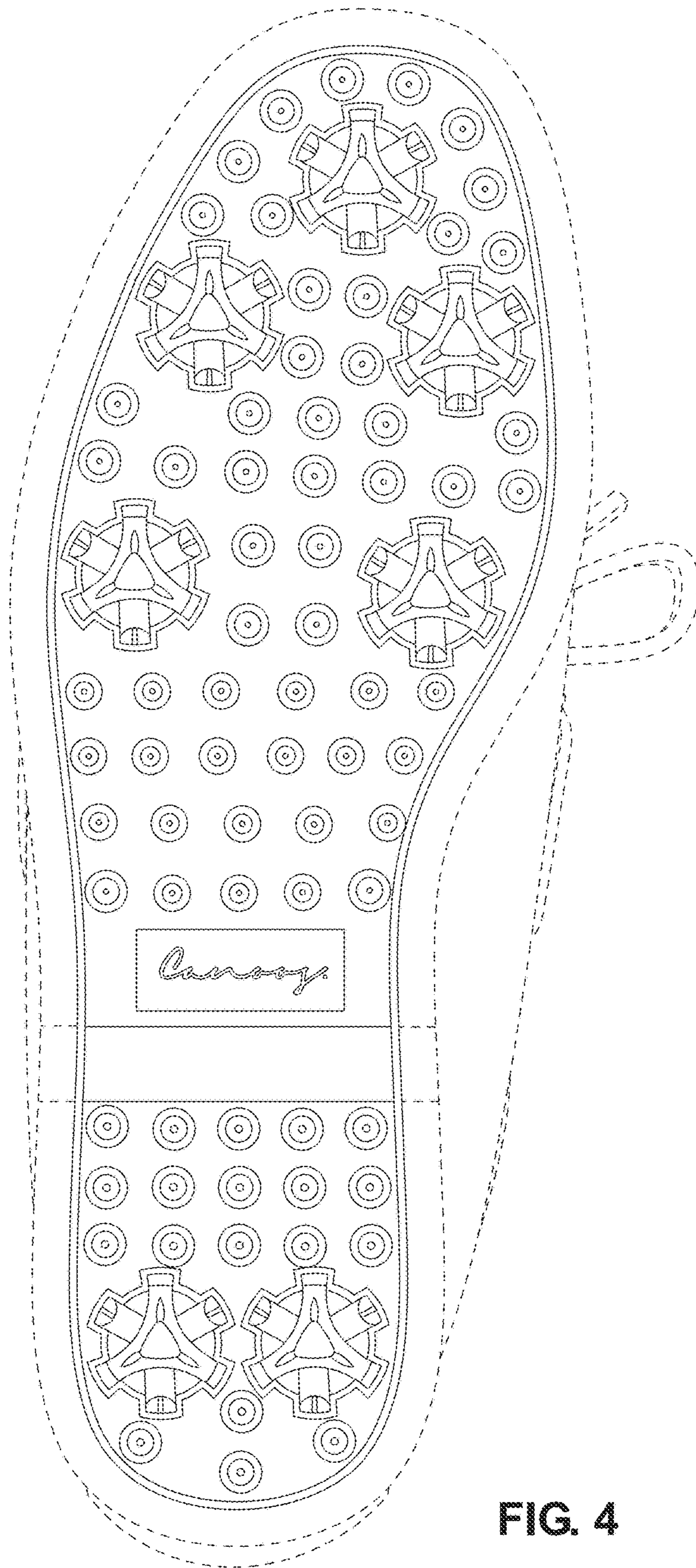


FIG. 4

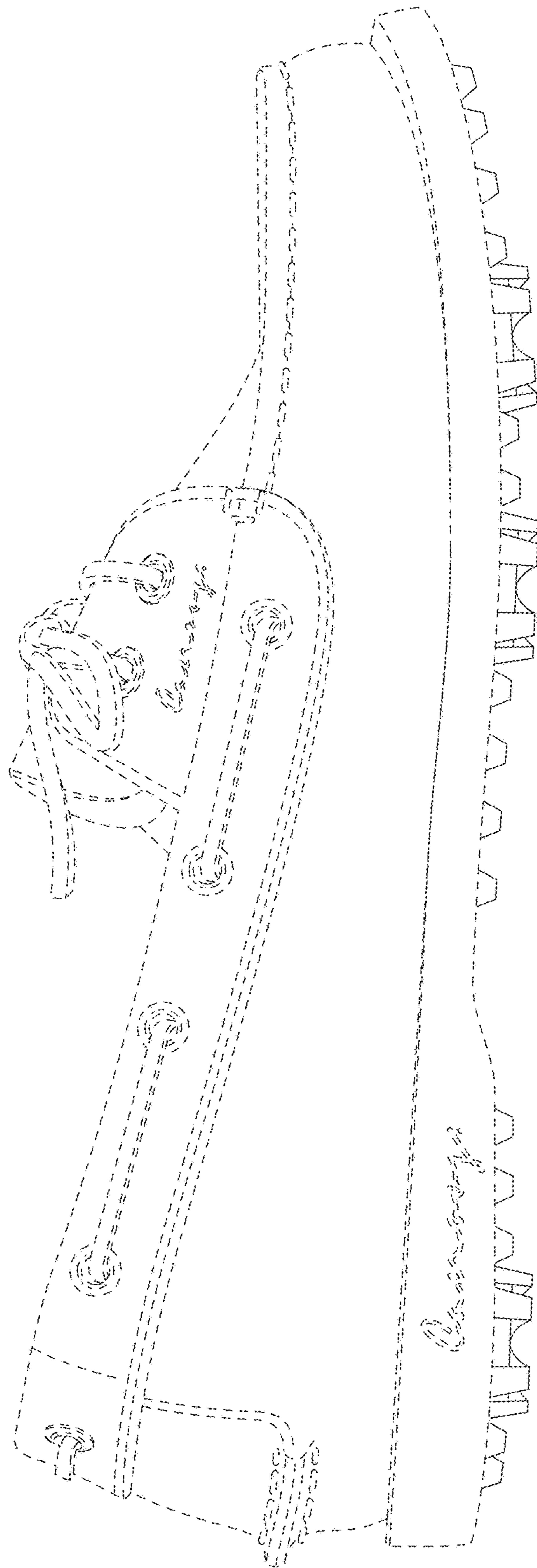


FIG. 5

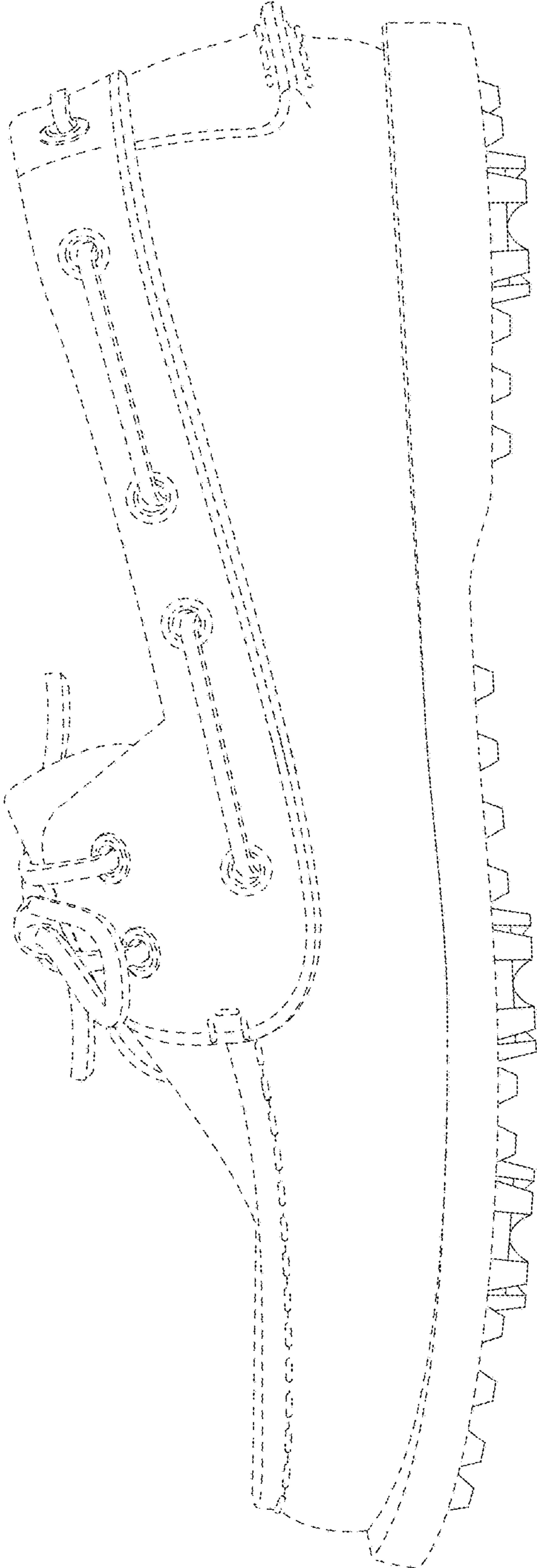


FIG. 6

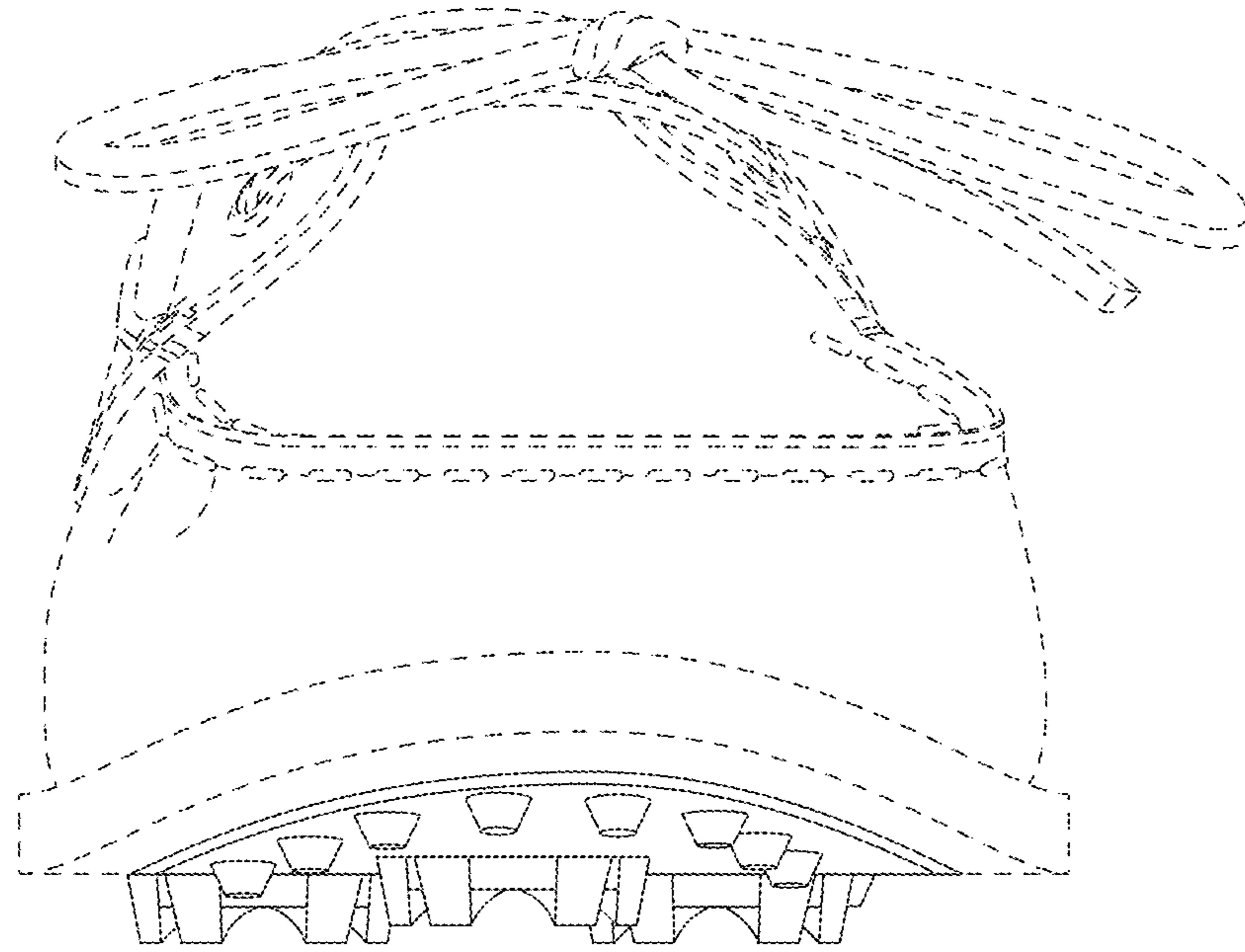


FIG. 7

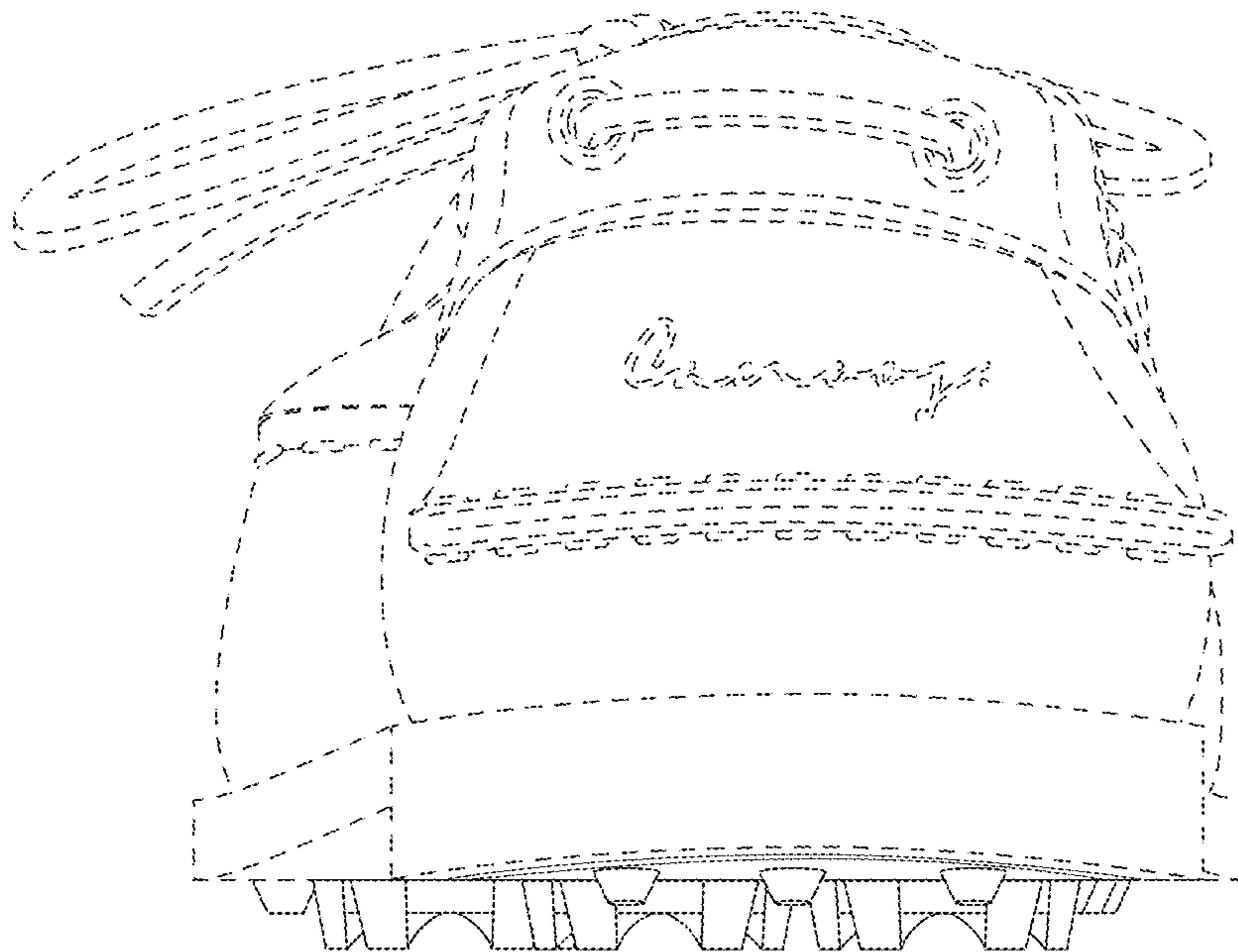


FIG. 8