



US00D783957S

(12) **United States Design Patent**
Mitchell et al.

(10) **Patent No.:** **US D783,957 S**

(45) **Date of Patent:** **** Apr. 18, 2017**

(54) **COMBINED SANDAL UPPER AND MIDSOLE**

(71) Applicant: **Vionic Group LLC**, San Rafael, CA
(US)

(72) Inventors: **Terry Mitchell**, Larkspur, CA (US);
Amy Egelja, Marblehead, MA (US)

(73) Assignee: **Vionic Group LLC**, San Rafael, CA
(US)

(**) Term: **15 Years**

(21) Appl. No.: **29/556,386**

(22) Filed: **Feb. 29, 2016**

(51) **LOC (10) Cl.** **02-04**

(52) **U.S. Cl.**
USPC **D2/917**

(58) **Field of Classification Search**
USPC 36/7.7, 7.3, 7.6, 7.8, 7.1 A, 11.5;
D2/925-942, 916-922
CPC A43B 3/12; A43B 3/122; A43B 3/124;
A43B 3/126; A43B 3/128; A43B 23/042
See application file for complete search history.

(56) **References Cited**

U.S. PATENT DOCUMENTS

D500,397 S *	1/2005	Dal Magro	D2/917
D568,591 S *	5/2008	Bortz	D2/917
D575,485 S *	8/2008	Liow	D2/917
D604,482 S *	11/2009	Fletcher	D2/917
D613,044 S *	4/2010	Fu	D2/917

D711,077 S *	8/2014	Bell	D2/917
D759,355 S *	6/2016	Gamble	D2/917
D762,356 S *	8/2016	dos Santos	D2/917
D768,363 S *	10/2016	Duarte Angelico	D2/917
2012/0066930 A1 *	3/2012	Matsuo	A43B 3/126 36/11.5
2015/0216259 A1 *	8/2015	Cristea	A43B 3/122 36/84

* cited by examiner

Primary Examiner — Susan Bennett Hattan

Assistant Examiner — Jennifer Wright

(74) *Attorney, Agent, or Firm* — Reed Smith LLP; Nina
Habib Borders

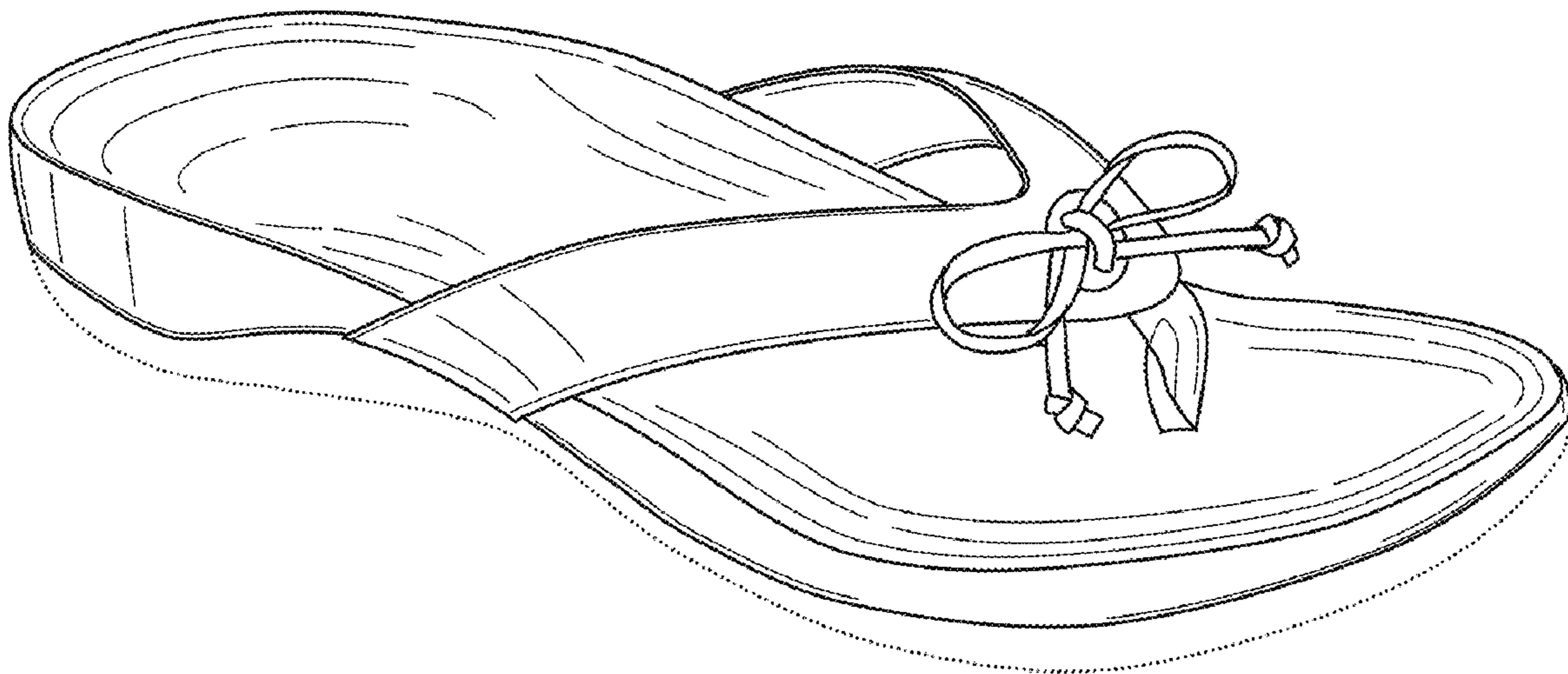
(57) **CLAIM**

The ornamental design for the combined sandal upper and
midsole, as shown and described.

DESCRIPTION

FIG. 1 is a top perspective view of my ornamental design for
a combined sandal upper and midsole;
FIG. 2 is a left side elevation view thereof;
FIG. 3 is a right side elevation view thereof;
FIG. 4 is a top plan view thereof;
FIG. 5 is a bottom plan view thereof;
FIG. 6 is a front elevational view thereof; and,
FIG. 7 is a rear elevational view thereof.
The broken lines in the drawings depict parts of the com-
bined sandal upper and midsole that form no part of the
claimed design.

1 Claim, 2 Drawing Sheets



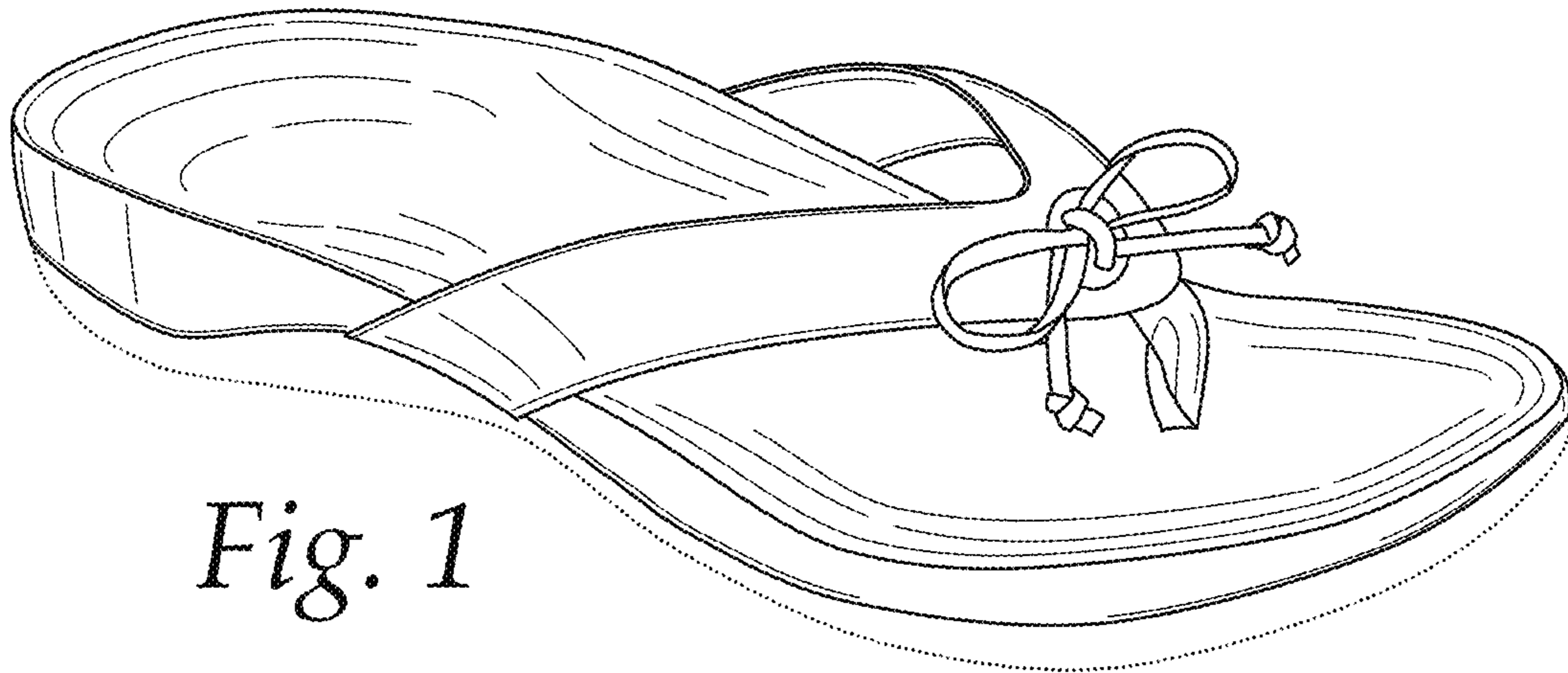


Fig. 1




Fig. 2




Fig. 3

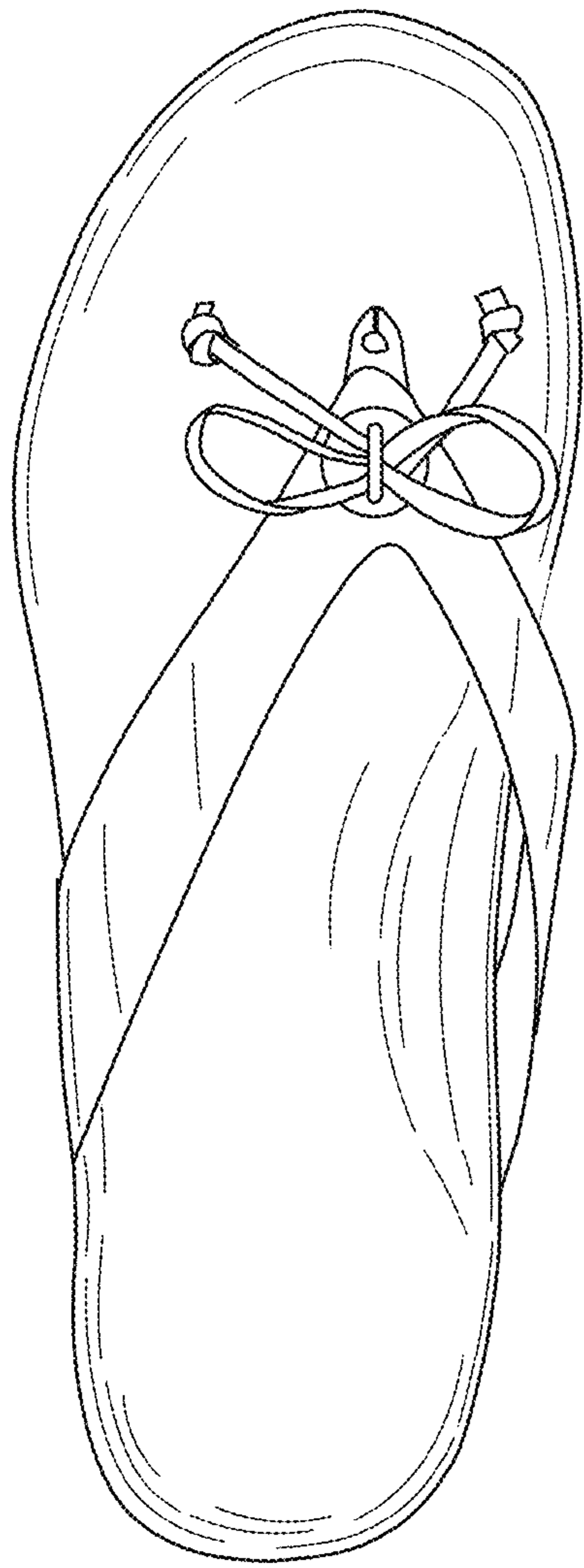


Fig. 4

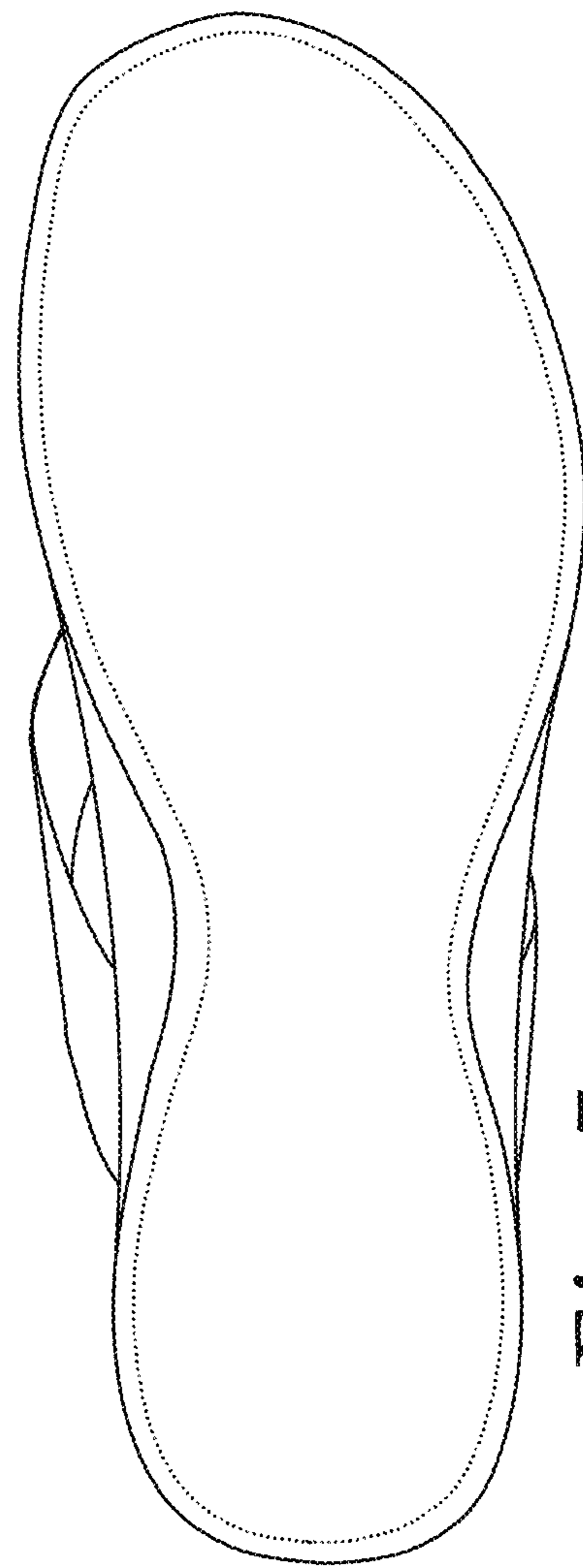


Fig. 5

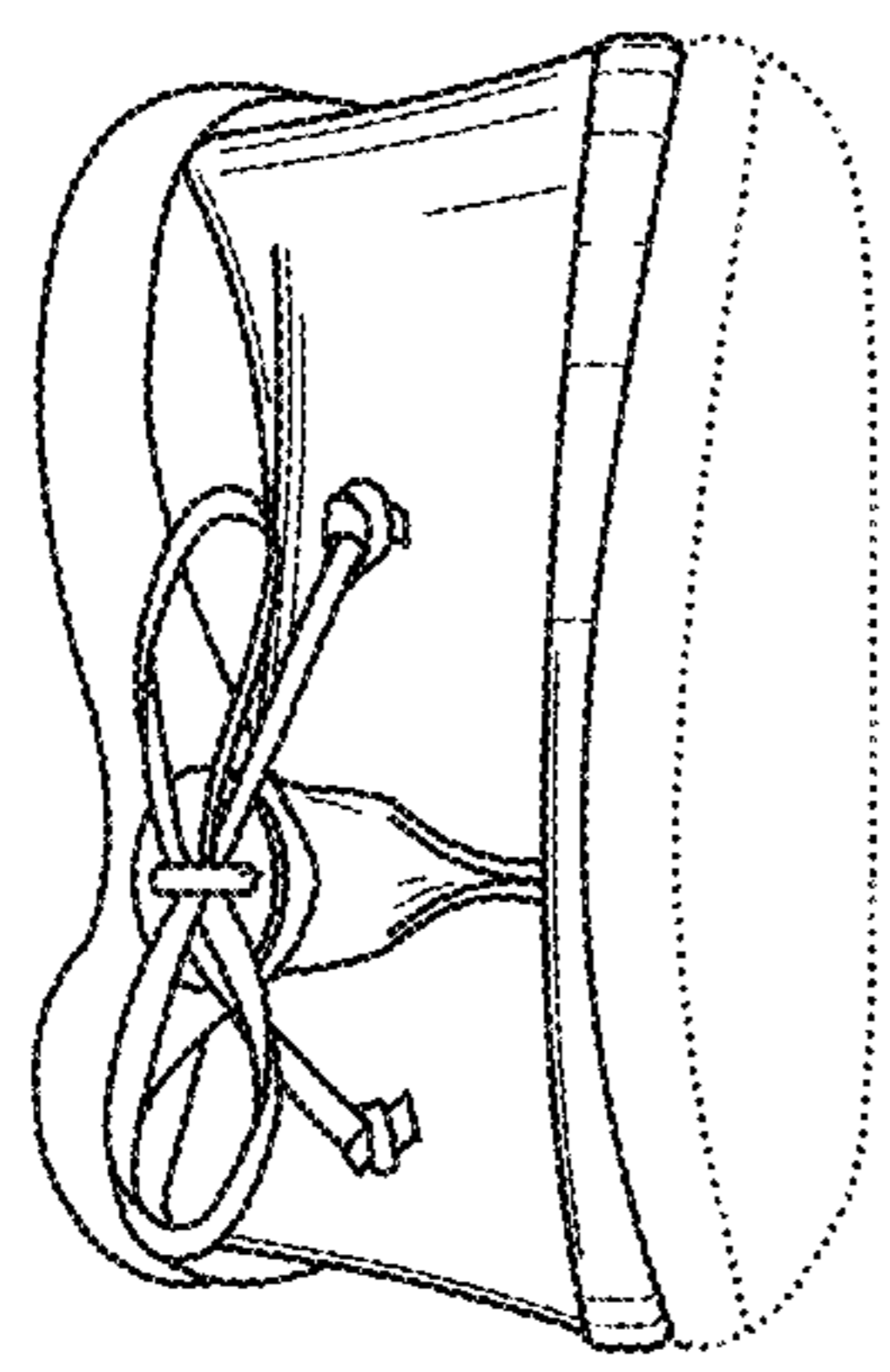


Fig. 6

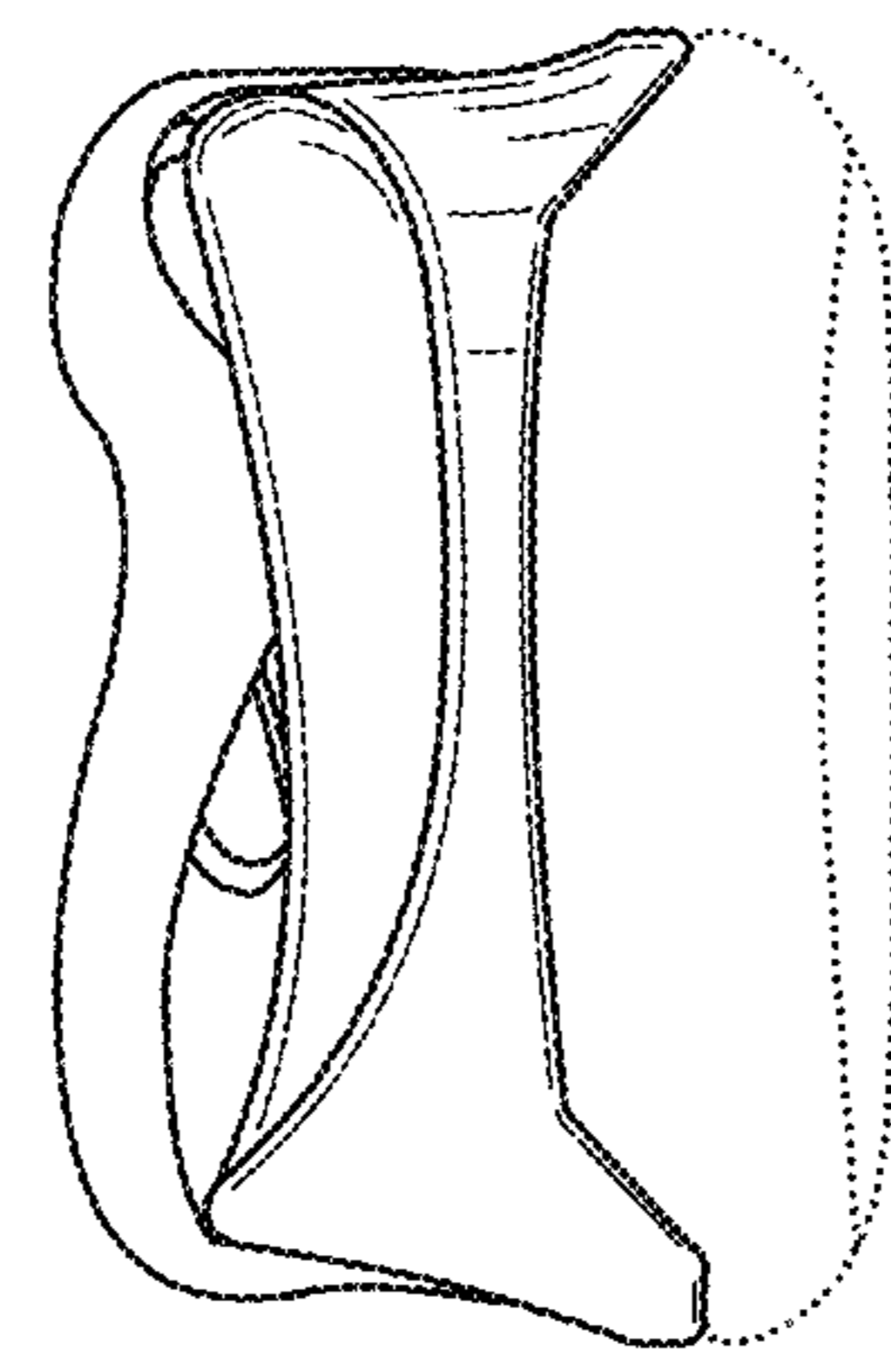


Fig. 7