

US00D783954S

(12) **United States Design Patent** (10) **Patent No.:** **US D783,954 S**  
**Fullerton et al.** (45) **Date of Patent:** **\*\* Apr. 18, 2017**

(54) **SANDAL**  
(71) Applicant: **NIKE, Inc.**, Beaverton, OR (US)  
(72) Inventors: **Caroline Fullerton**, Portland, OR (US);  
**Marie Odinot**, Portland, OR (US);  
**Morgan Stauffer**, Portland, OR (US)  
(73) Assignee: **NIKE, Inc.**, Beaverton, OR (US)  
(\*\*) Term: **15 Years**  
(21) Appl. No.: **29/552,370**  
(22) Filed: **Jan. 21, 2016**  
(51) **LOC (10) Cl.** ..... **02-04**  
(52) **U.S. Cl.**  
USPC ..... **D2/916**  
(58) **Field of Classification Search**  
USPC ..... 36/7.7, 7.3, 7.6, 7.8, 7.1 A, 11.5;  
D2/925-942, 916-922  
CPC .. A43B 3/10; A43B 3/12; A43B 3/101; A43B  
3/102; A43B 3/107; A43B 3/108; A43B  
3/122; A43B 3/124; A43B 3/126; A43B  
3/128  
See application file for complete search history.

D579,183 S 10/2008 Myers  
D589,245 S \* 3/2009 Guers-Neyraud ..... D2/971  
D602,244 S \* 10/2009 Choi ..... D2/971  
D610,335 S \* 2/2010 Issler ..... D2/971  
D612,142 S 3/2010 Cheslock  
D632,065 S \* 2/2011 Issler ..... D2/971  
D645,234 S 9/2011 Guers-Neyraud  
D648,107 S 11/2011 Spring  
D648,108 S 11/2011 Spring  
D659,369 S 5/2012 Blakeslee  
D690,921 S \* 10/2013 Issler ..... D2/971  
D693,556 S 11/2013 Hatfield et al.  
D700,420 S \* 3/2014 Guers-Neyraud ..... D2/925  
D702,035 S \* 4/2014 LaRusso ..... D2/971  
D702,932 S 4/2014 Guers-Neyraud  
D704,926 S 5/2014 LaRusso  
D708,823 S 7/2014 Katz

(Continued)

*Primary Examiner* — Susan Bennett Hattan  
*Assistant Examiner* — Jennifer Wright  
(74) *Attorney, Agent, or Firm* — Banner & Witcoff, Ltd.

(57) **CLAIM**

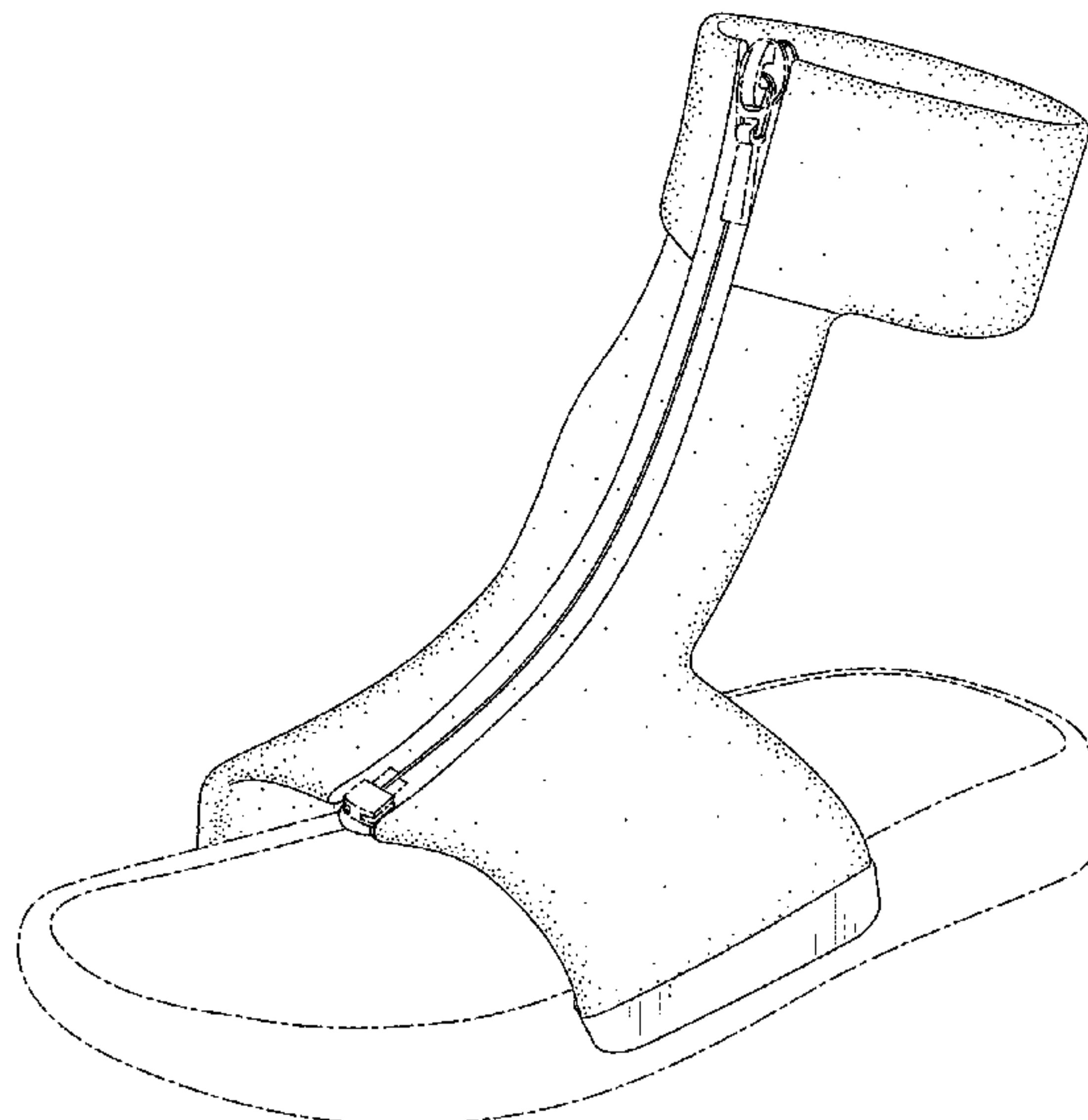
The ornamental design for a sandal, as shown and described.

**DESCRIPTION**

FIG. 1 is a front perspective view of a sandal showing my new design in an in-use position;  
FIG. 2 is a side view thereof;  
FIG. 3 is a second side view thereof;  
FIG. 4 is a front view thereof;  
FIG. 5 is a rear view thereof;  
FIG. 6 is a top view thereof; and,  
FIG. 7 is a rear perspective view thereof.  
The broken lines immediately adjacent to the shaded area represent unclaimed boundaries of the design. The broken lines showing the remainder of the sandal are for environmental purposes only and form no part of the claimed design.

**1 Claim, 6 Drawing Sheets**

(56) **References Cited**  
U.S. PATENT DOCUMENTS  
D102,344 S 12/1936 Stein  
D102,345 S 12/1936 Stein  
D102,346 S 12/1936 Stein  
D131,169 S 1/1942 Wolock  
D279,326 S 6/1985 Foldes  
D293,157 S 12/1987 Williams  
D489,522 S 5/2004 Benini  
D504,206 S 4/2005 Bandini et al.  
D512,825 S 12/2005 Nelson  
D558,968 S \* 1/2008 Guers-Neyrud ..... D2/971  
D575,048 S 8/2008 Santos  
D575,951 S 9/2008 St-Louis



(56)

**References Cited**

U.S. PATENT DOCUMENTS

D709,270 S	7/2014	Issler	
D711,076 S	8/2014	Issler	
D756,096 S *	5/2016	Bizzo	..... D2/951
D760,485 S *	7/2016	Issler	..... D2/971

\* cited by examiner

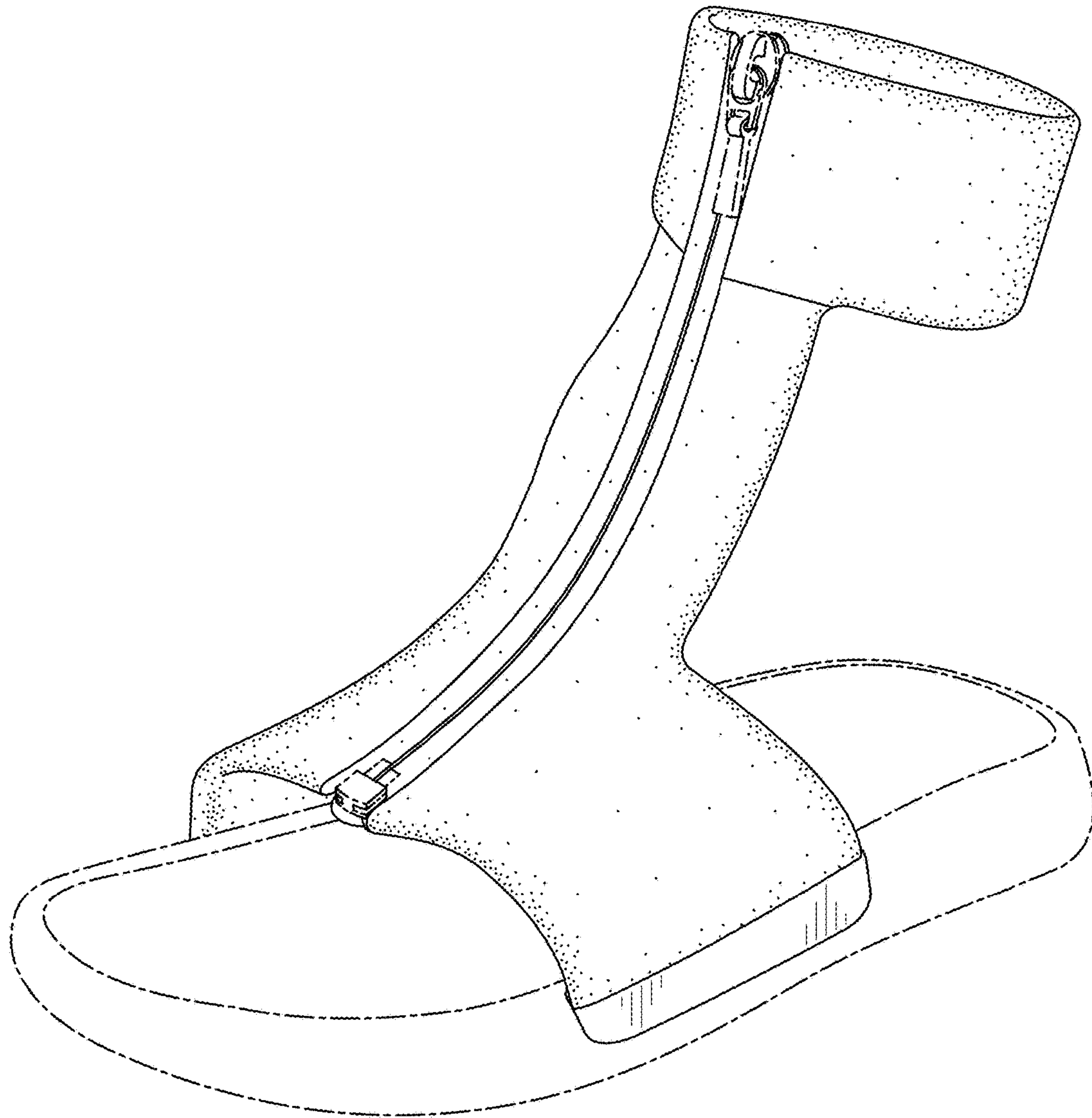


FIG. 1

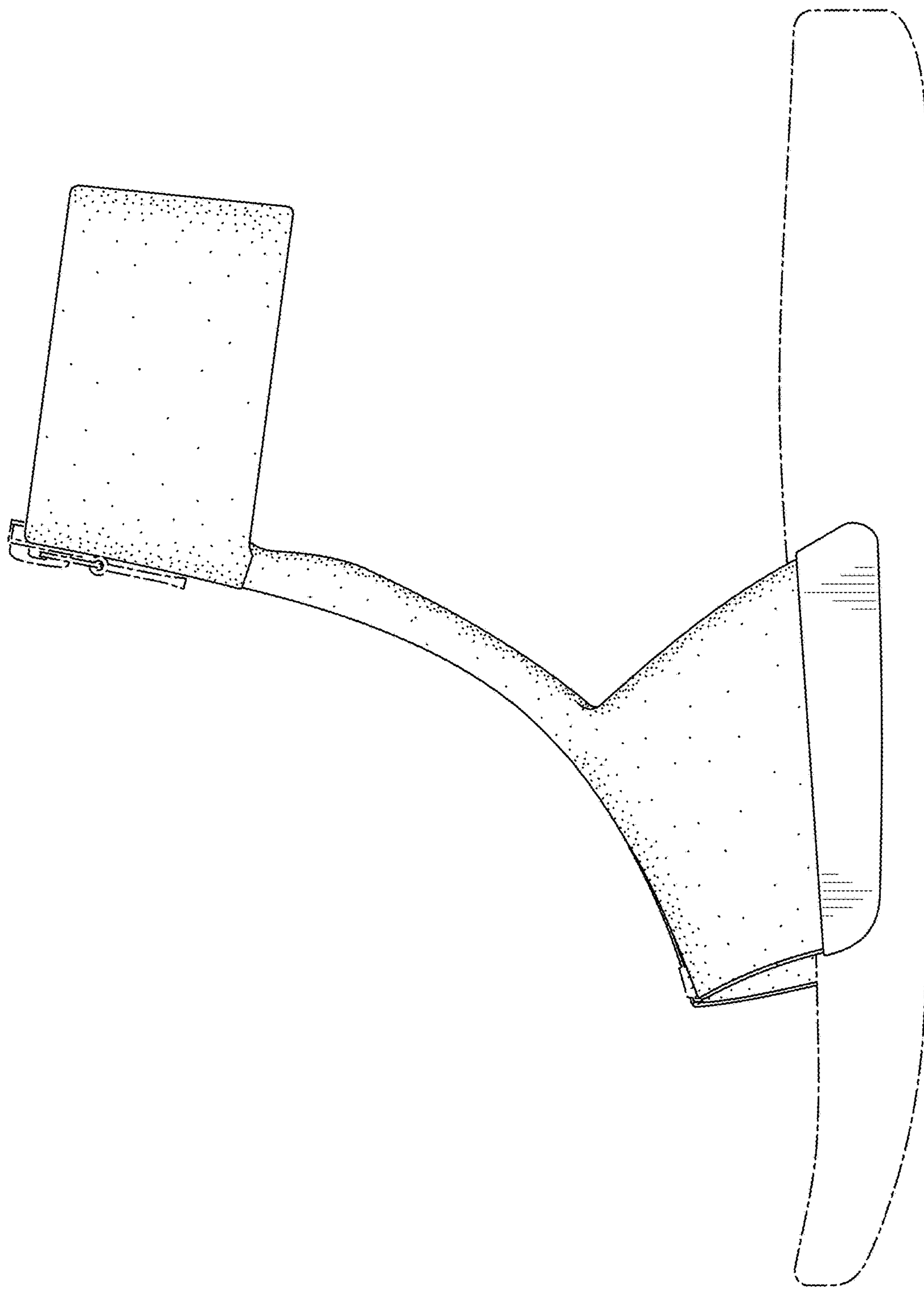


FIG. 2

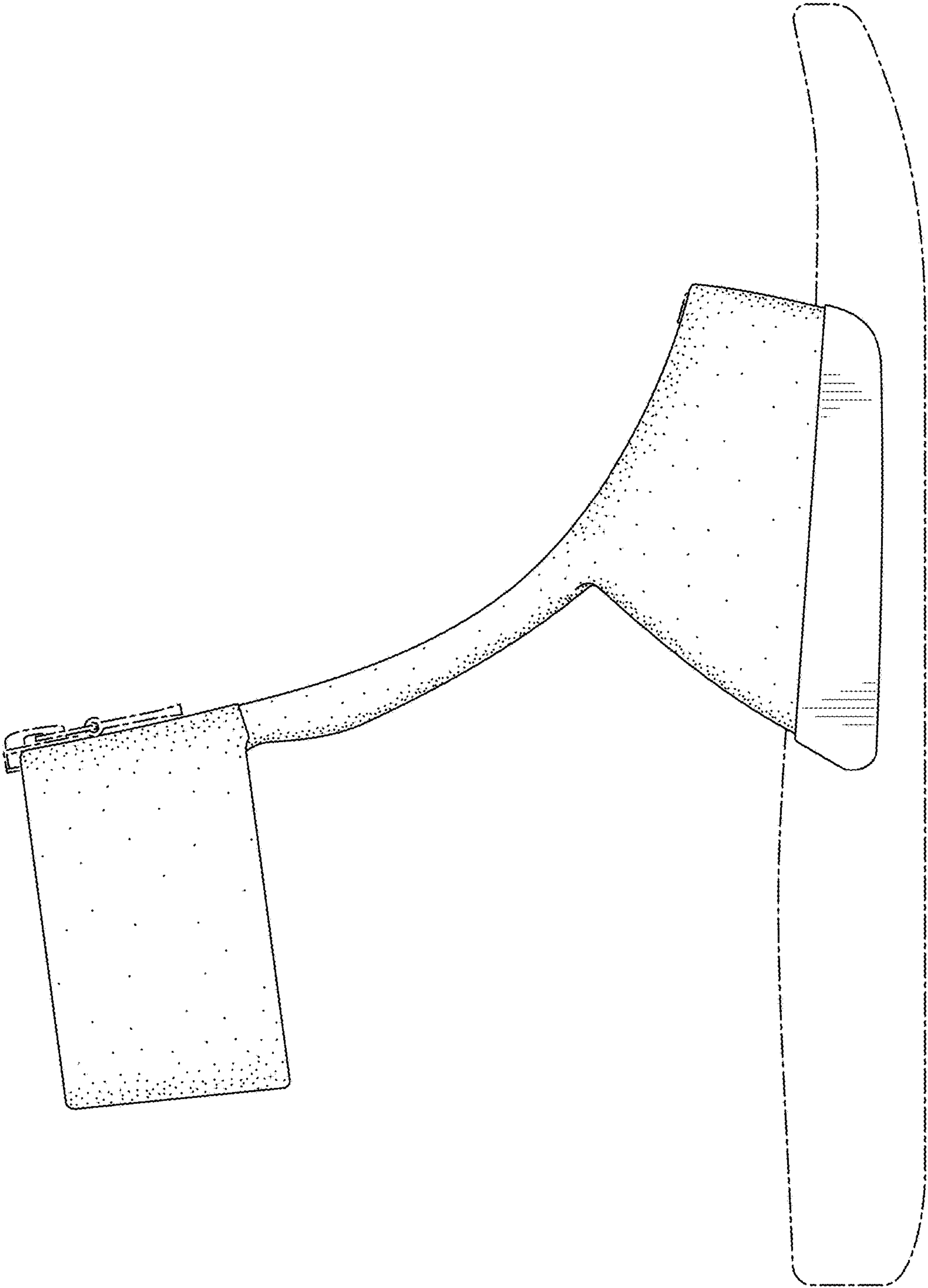


FIG. 3

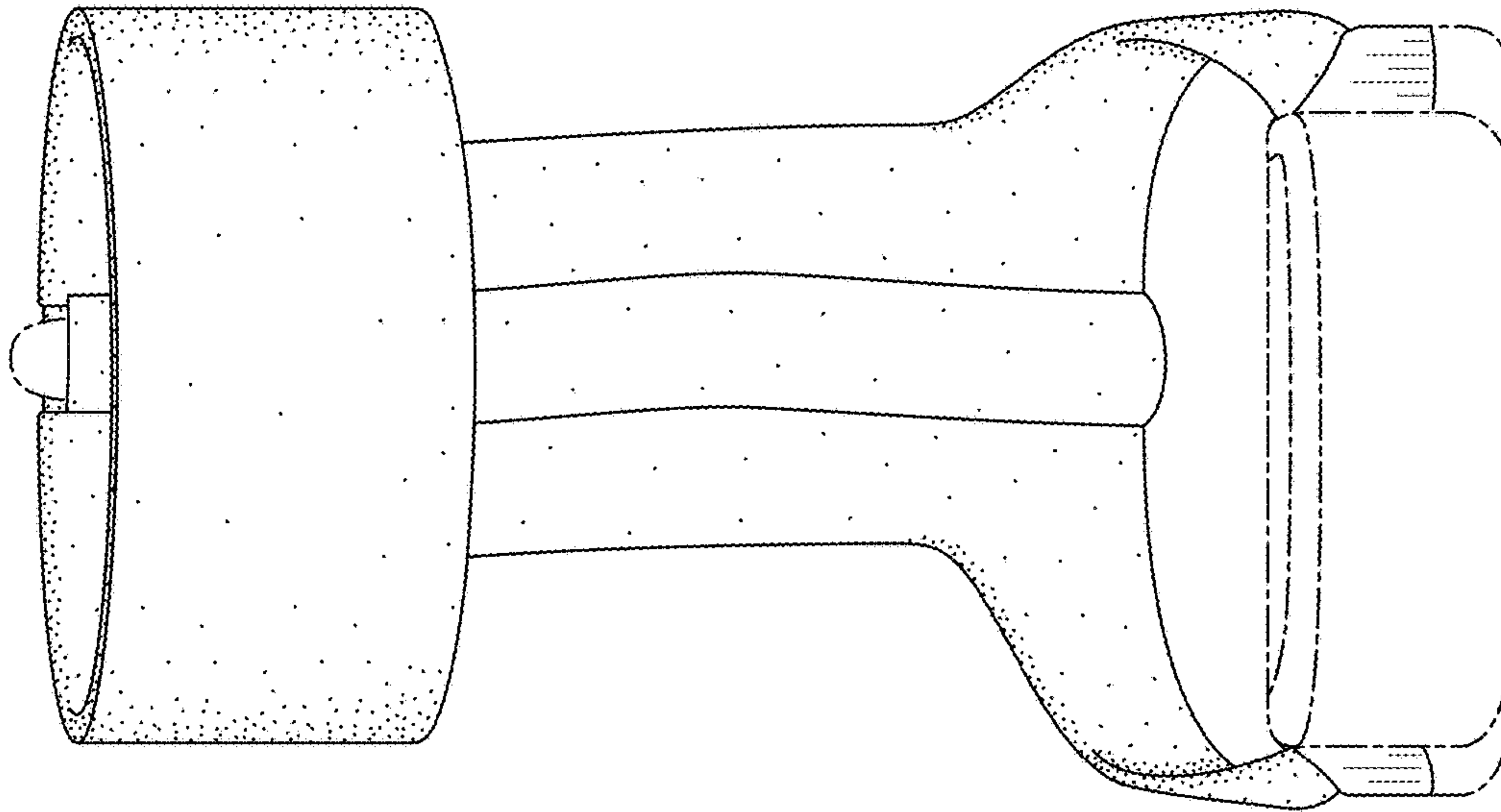


FIG. 5

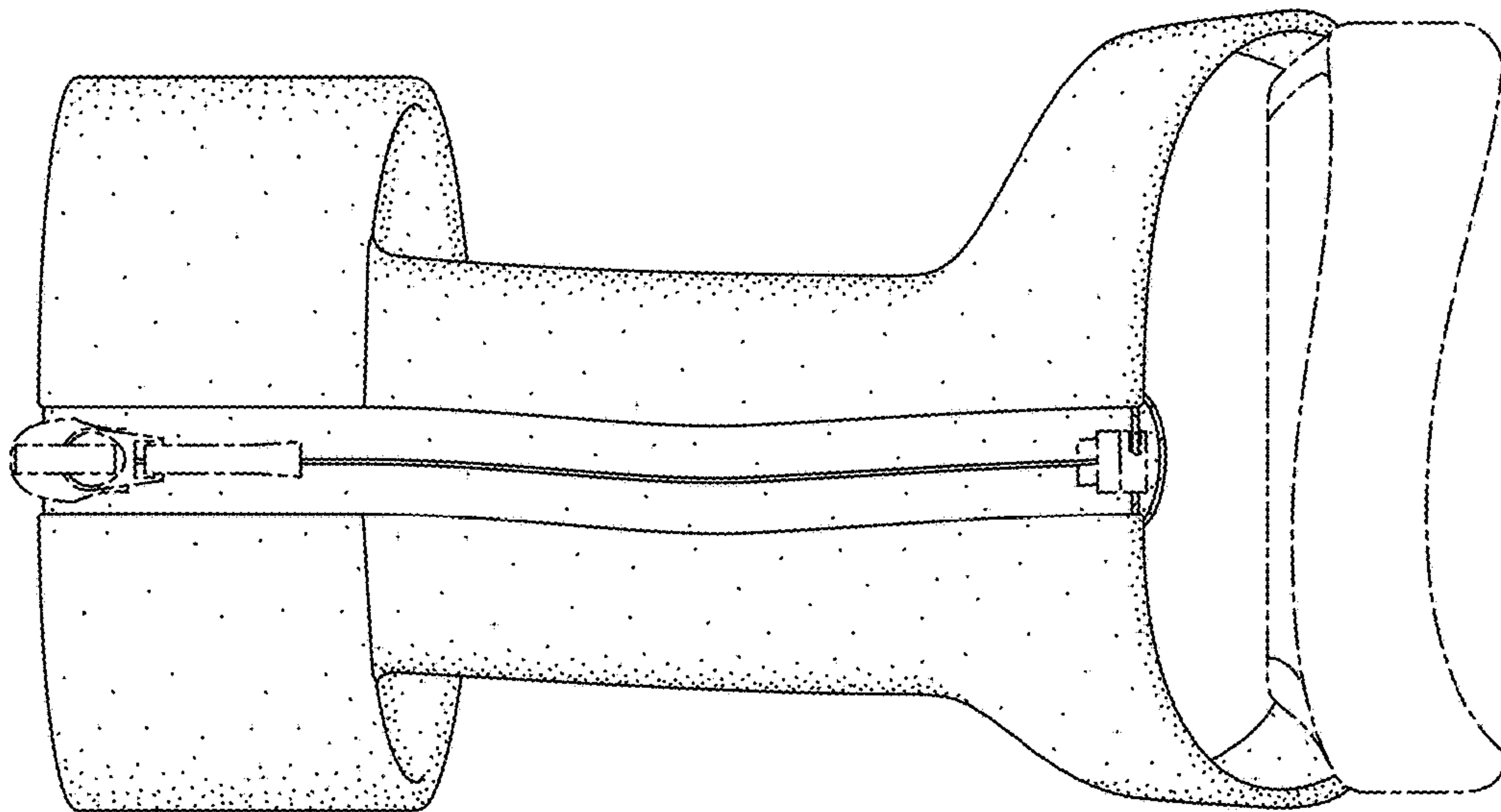


FIG. 4



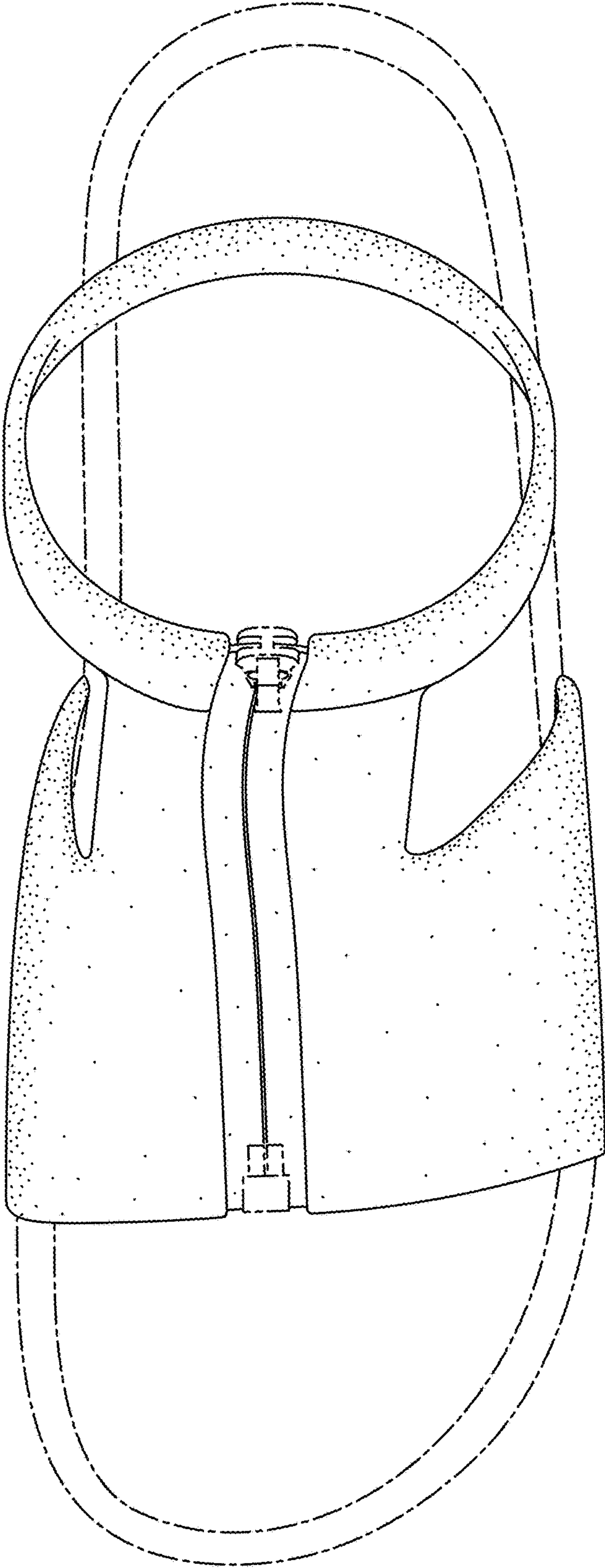


FIG. 6

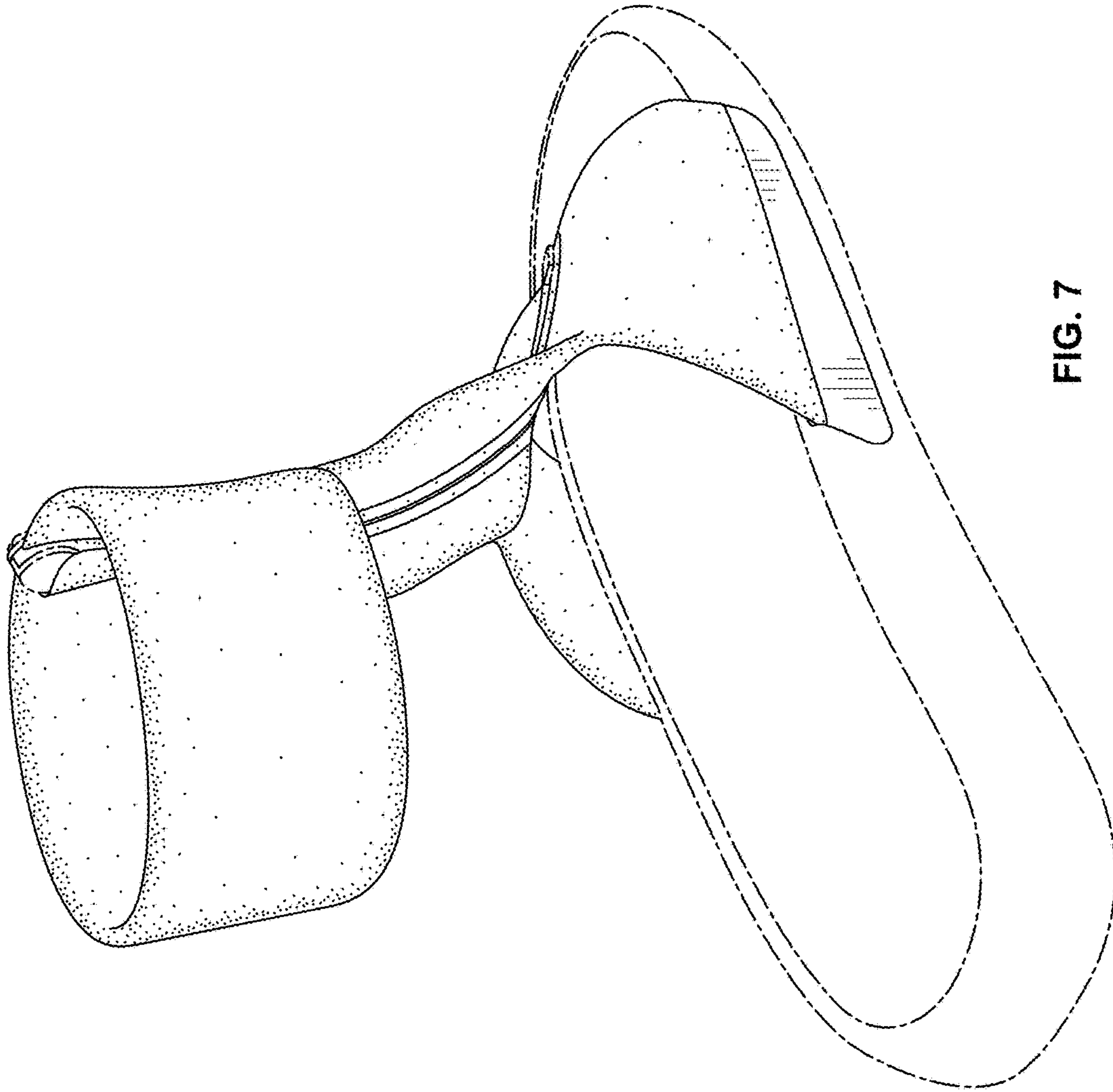


FIG. 7