



US00D783951S

(12) **United States Design Patent** (10) **Patent No.:** **US D783,951 S**
Catanzaro (45) **Date of Patent:** **** Apr. 18, 2017**

(54) **NOVELTY CITYSCAPE HEADWEAR OR HAND SIGN**

(71) Applicant: **David Joseph Catanzaro**, Carbondale, PA (US)

(72) Inventor: **David Joseph Catanzaro**, Carbondale, PA (US)

(**) Term: **14 Years**

(21) Appl. No.: **29/511,126**

(22) Filed: **Dec. 7, 2014**

Related U.S. Application Data

(63) Continuation-in-part of application No. 13/350,724, filed on Jan. 13, 2012, now Pat. No. 8,936,503.

(51) **LOC (10) Cl.** **02-03**

(52) **U.S. Cl.**
USPC **D2/895; D20/38**

(58) **Field of Classification Search**

USPC D2/865, 866, 869, 870, 871, 872, 873, D2/874, 875, 876, 877, 878, 879, 880, D2/881, 882, 883, 884, 885, 886, 887, D2/888, 889, 890, 891, 892, 894, 895; D16/100, 300, 306, 309, 330, 341, 342; D20/10, 19, 22, 23, 24, 25, 27, 29, 30, D20/31, 32, 33, 34, 38; D21/658, 660; D28/41, 43; D29/122
CPC A41G 7/00; A41G 7/02; A42B 1/00; A42B 1/004; A42B 1/006; A42B 1/02; A42B 1/04; A42B 1/041; A42B 1/045; A42B 1/062; A42B 1/14; A42B 1/16; A42B 1/20; A42B 1/208; A42B 1/24; A42B 1/248; A42B 3/00; A42B 3/04; A42B 3/0406; A42C 5/00; A42C 5/02; A63H 33/26; A63H 37/00; A63J 7/005; G09F 13/00; G09F 13/005; G09F 13/02; G09F 13/04

See application file for complete search history.

(56) **References Cited**

U.S. PATENT DOCUMENTS

248,542 A *	10/1881	Wilson	A45D 8/00 132/275
D49,678 S *	9/1916	Spotswood	D2/871
2,083,000 A *	6/1937	Bennard	B65D 81/363 2/209.11
2,748,528 A *	6/1956	Wolf	A41G 7/02 2/206
3,031,681 A *	5/1962	Hoeflich	A42B 1/16 2/200.3

(Continued)

Primary Examiner — Karen E. Eldridge Powers

Assistant Examiner — Jasmine Mlinarcik

(74) *Attorney, Agent, or Firm* — Jeffrey M. Furr, Esq.;
Furr Law Firm

(57) **CLAIM**

The ornamental design for a novelty cityscape headwear or hand sign, as shown and described.

DESCRIPTION

FIG. 1 is a front elevation view of a novelty cityscape headwear or hand sign showing my new design; FIG. 2 is a rear elevation view thereof; FIG. 3 is a top plan view thereof; and, FIG. 4 is a bottom plan view thereof; FIG. 5 is a front perspective view thereof, being worn in conjunction with a hat; FIG. 6 is a front perspective view thereof, being worn in conjunction with a set of glasses; FIG. 7 is a front perspective view thereof, being worn in conjunction with a head band; and, FIG. 8 is a front perspective view thereof, being used as a hand-held paddle.

The features shown in broken lines are environmental structure included to illustrate how the claimed design may appear when used, but form no part of the claimed design.

1 Claim, 7 Drawing Sheets






FIG. 1



FIG. 2




FIG. 3




FIG. 4




FIG. 5




FIG. 6




FIG. 7

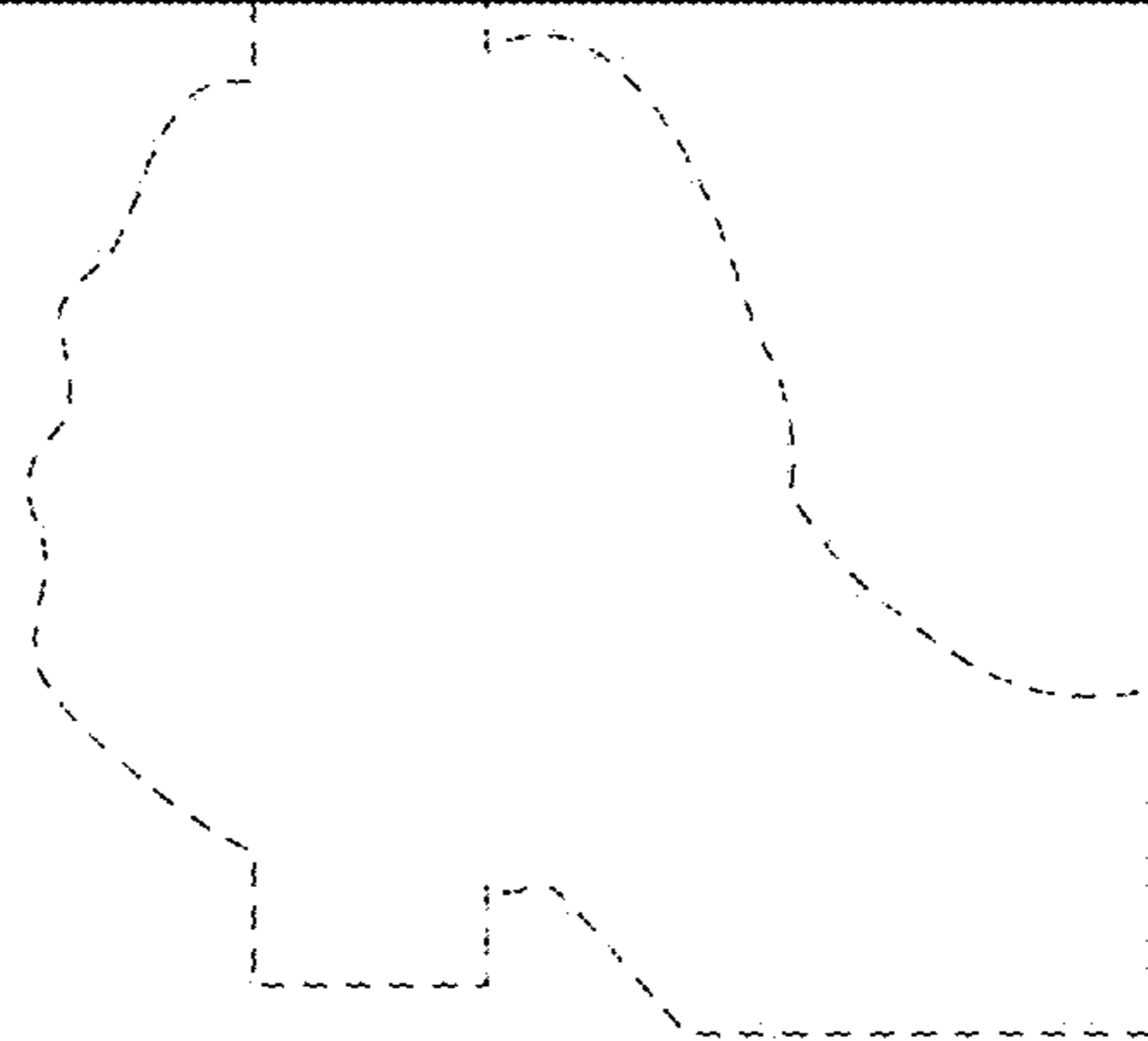



FIG. 8