



US00D783941S

(12) **United States Design Patent**  
**Suarez et al.**

(10) **Patent No.:** **US D783,941 S**  
(45) **Date of Patent:** **\*\* Apr. 18, 2017**

(54) **PANTS**

D664,737 S 8/2012 Slank  
D679,483 S \* 4/2013 Fuerst ..... D2/742  
D680,299 S \* 4/2013 Scott ..... D2/742

(71) Applicants: **Essdras M. Suarez**, Alexandria, VA  
(US); **Efrain Rovira**, Cypress, TX (US)

(Continued)

(72) Inventors: **Essdras M. Suarez**, Alexandria, VA  
(US); **Efrain Rovira**, Cypress, TX (US)

*Primary Examiner* — Robin V Webster

*Assistant Examiner* — James Thorn, Sr.

(\*\*) Term: **15 Years**

(74) *Attorney, Agent, or Firm* — Andrew W. Chu; Craft  
Chu PLLC

(21) Appl. No.: **29/562,381**

(57) **CLAIM**

The ornamental design for pants, as shown and described.

(22) Filed: **Apr. 25, 2016**

**DESCRIPTION**

(51) **LOC (10) Cl.** ..... **02-02**

(52) **U.S. Cl.**

USPC ..... **D2/742**

(58) **Field of Classification Search**

USPC ..... D2/742, 731, 748, 738, 743, 747, 745;  
D5/56, 45, 47, 58, 57

CPC ..... A41D 1/06; A41D 1/067; A41D 13/02;  
A41D 13/065; A41D 27/08

See application file for complete search history.

FIG. 1 is front elevation view of the pants showing my design with broken lines markings, a first patterned surface on inner legs, and a second patterned surface on the waistband.

FIG. 2 is a back elevation view thereof, showing broken lines markings, the first patterned surface on inner legs, and the second patterned surface on the waistband;

FIG. 3 is a side elevation view thereof, showing broken lines markings and the second patterned surface on the waistband;

FIG. 4 is an opposite side elevation view thereof, showing broken lines markings and the second patterned surface on the waistband; and,

FIG. 5 is an upper perspective view thereof, showing broken lines markings, the first patterned surface on inner legs, and the second patterned surface on the waistband.

The broken line markings represent stitching.

The first patterned surface on the inner leg of the pants in FIGS. 1-2, and 5 represents a tacky surface. The other surfaces of FIGS. 1-5 have a less tacky surface.

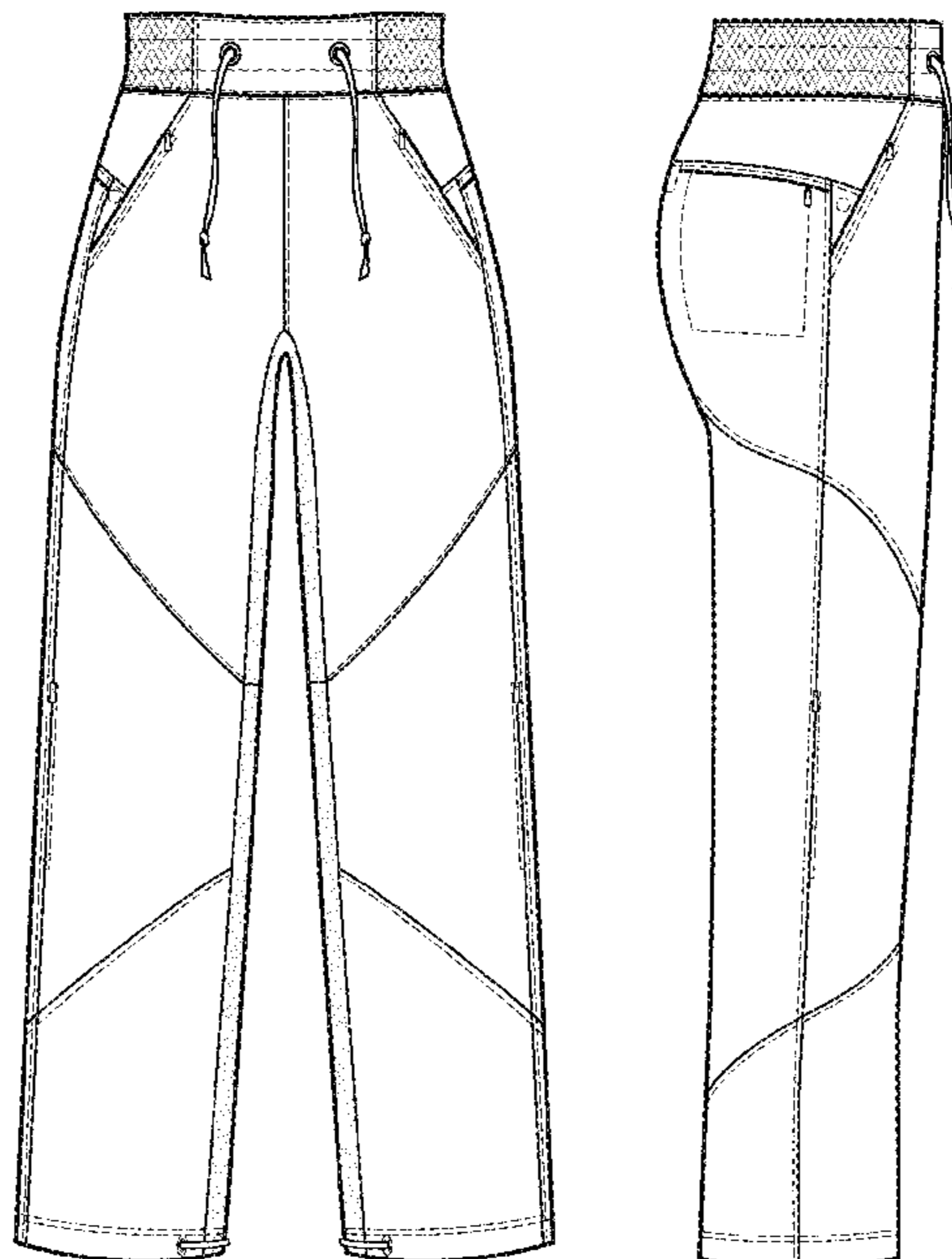
The second patterned surface on the waistband of the pants in FIGS. 1-5 represents an elastic surface. The other surfaces of FIGS. 1-5 have a different elasticity.

(56) **References Cited**

U.S. PATENT DOCUMENTS

D393,141 S	4/1998	Glycenfer	
D469,946 S	2/2003	Hansen	
D485,049 S *	1/2004	Newson	D2/742
D522,718 S	6/2006	Rieder	
D527,512 S	9/2006	Chionna	
D580,126 S	11/2008	Rieder	
D610,329 S *	2/2010	Prechel	D2/742
D613,927 S *	4/2010	Chionna	D2/742
D641,134 S	7/2011	Zarabi	
D645,644 S	9/2011	Iamartino	
D654,661 S	2/2012	Savage	
D663,923 S	7/2012	Karik	

**1 Claim, 3 Drawing Sheets**



(56)

**References Cited**

U.S. PATENT DOCUMENTS

D690,081	S	*	9/2013	Grosbol	.....	D2/742
D690,084	S	*	9/2013	Grosbol	.....	D2/742
D696,487	S	*	12/2013	Kurmanow	.....	D2/742
D705,519	S		5/2014	Meyer		
8,719,966	B2	*	5/2014	Grozdev	.....	A41D 13/0012 2/247
D711,626	S		8/2014	Savage		
D730,625	S	*	6/2015	Boyle	.....	D2/742
D731,150	S		6/2015	Styles		
D766,545	S	*	9/2016	Grosbol	.....	D2/742
2009/0293167	A1		12/2009	Kottler		
2012/0158041	A1	*	6/2012	Craig	.....	A41D 1/06 606/203
2013/0125287	A1		5/2013	Boyle		
2014/0143930	A1	*	5/2014	Kuraoka	.....	A41D 1/06 2/79

\* cited by examiner

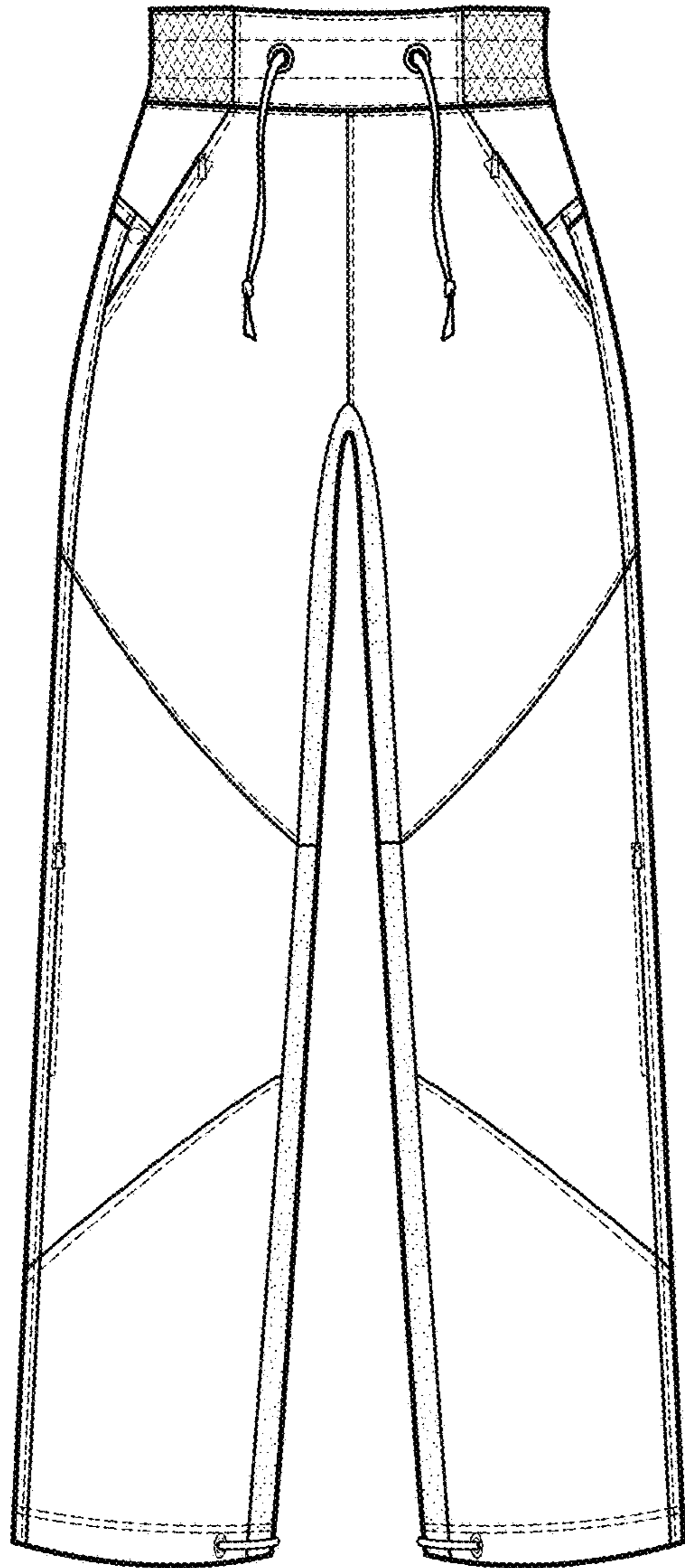


FIG. 1

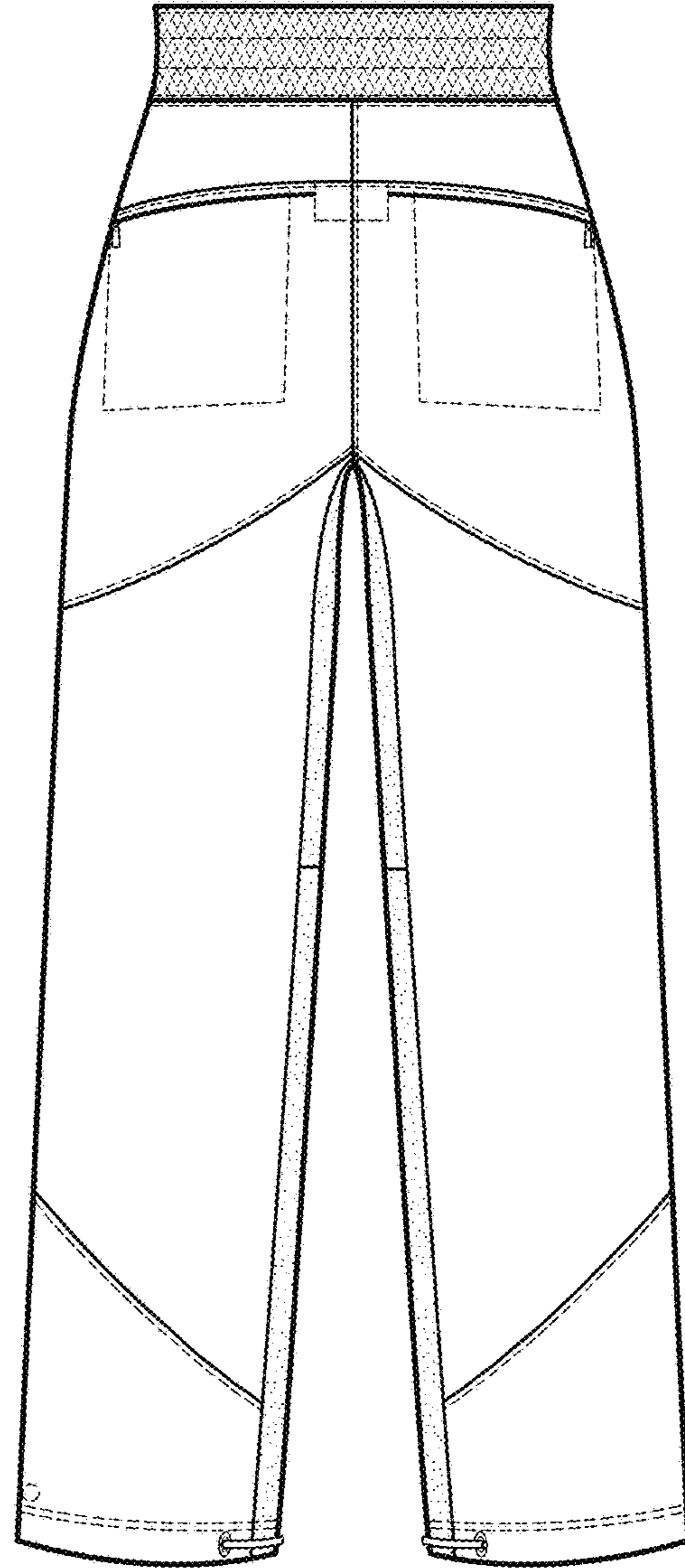
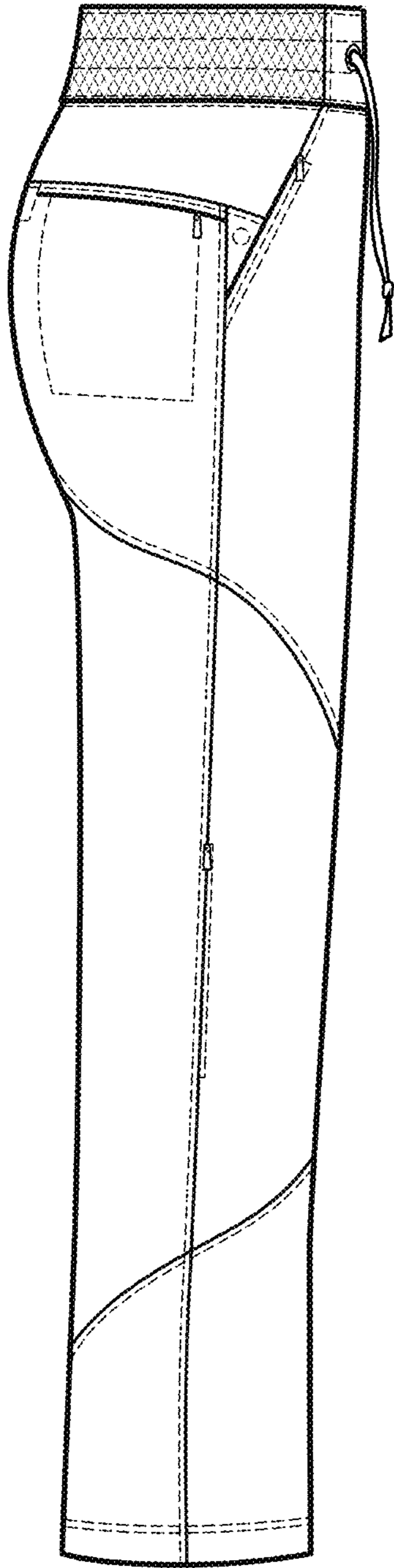
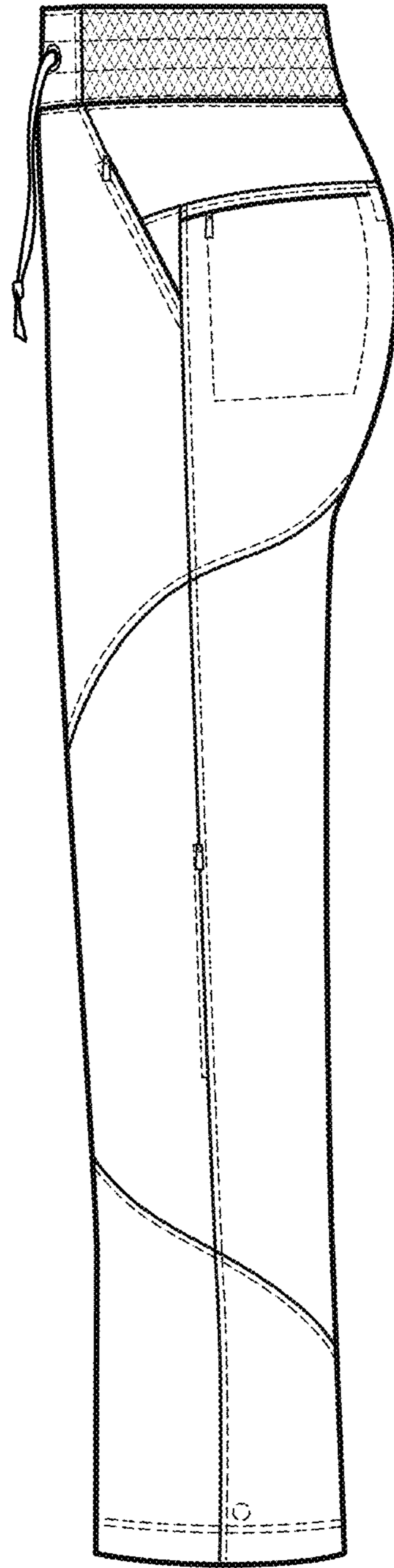


FIG. 2

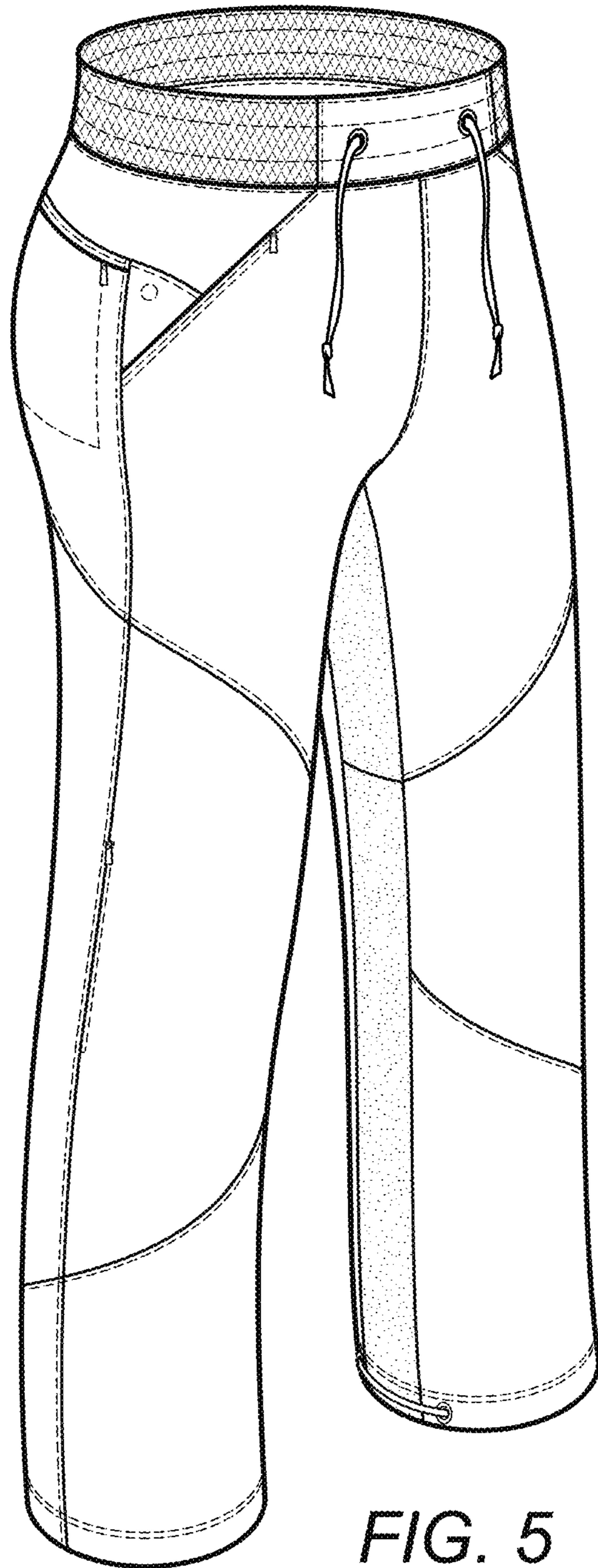


*FIG. 3*



*FIG. 4*





*FIG. 5*