



US00D783933S

(12) **United States Design Patent**
Darmour

(10) **Patent No.:** **US D783,933 S**
(45) **Date of Patent:** **** Apr. 18, 2017**

- (54) **SHORTS**
- (71) Applicant: **NIKE, Inc.**, Beaverton, OR (US)
- (72) Inventor: **Rob Darmour**, Portland, OR (US)
- (73) Assignee: **NIKE, Inc.**, Beaverton, OR (US)
- (**) Term: **15 Years**
- (21) Appl. No.: **29/539,536**
- (22) Filed: **Sep. 15, 2015**
- (51) **LOC (10) Cl.** **02-02**
- (52) **U.S. Cl.**
USPC **D2/731**
- (58) **Field of Classification Search**
USPC D2/700, 702-706, 717, 721, 728-732,
D2/742, 735-738, 785, 917; 2/67, 227,
2/228; 450/1, 28, 85; 30/418; 81/309;
D8/18, 34, 40; D11/218
CPC ... A41B 1/00; A41D 7/00; A41D 1/06; A41D
13/0525; A41D 13/0562
See application file for complete search history.

- D613,928 S 4/2010 Iamartino et al.
- D615,279 S * 5/2010 Savage D2/731
- D618,436 S 6/2010 Hall et al.
- D621,586 S 8/2010 Hall et al.
- D622,115 S * 8/2010 Smith D8/18
- D626,393 S * 11/2010 Ormsbee D8/18
- D630,413 S 1/2011 Calabria
- D637,791 S 5/2011 Hall et al.
- D641,127 S 7/2011 Zarabi
- D641,135 S 7/2011 Zarabi
- D641,539 S 7/2011 Zarabi

(Continued)

Primary Examiner — Wan Laymon
Assistant Examiner — Clint A Samuel
(74) *Attorney, Agent, or Firm* — Banner & Witcoff, Ltd.

(57) **CLAIM**

The ornamental design for a shorts, as shown and described.

DESCRIPTION

FIG. 1 is a front right perspective view of shorts showing my new design in an in-use configuration;
FIG. 2 is a front view thereof;
FIG. 3 is a rear view thereof;
FIG. 4 is a right side view thereof;
FIG. 5 is a left side view thereof;
FIG. 6 is a top view thereof; and,
FIG. 7 is a bottom view thereof.

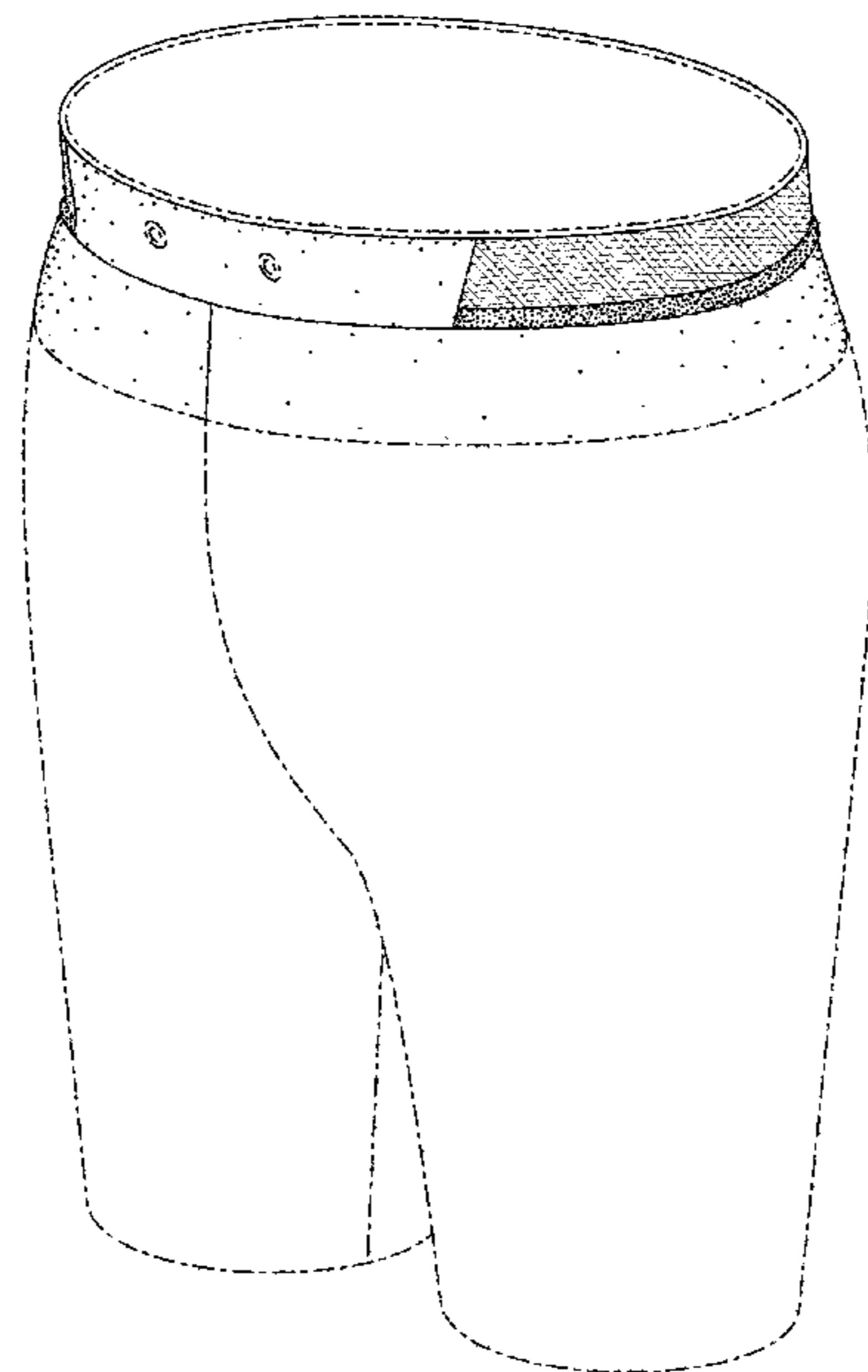
The broken lines immediately adjacent to the shaded area represent unclaimed boundaries of the design. The unshaded eyelet regions within or adjacent to the shaded area form no part of the claimed design. The contrast in shading represents a contrast in appearance and does not represent any particular color, material, texture or finish. The unshaded regions, demarcated by broken lines, represent unclaimed portions of the shorts and form no part of the claimed design.

1 Claim, 6 Drawing Sheets

(56) **References Cited**

U.S. PATENT DOCUMENTS

- D211,925 S 8/1968 Richard et al.
- D403,487 S 1/1999 Crupi et al.
- D480,536 S 10/2003 Codere
- D581,128 S 11/2008 Blumenfeld
- D584,480 S 1/2009 Blumenfeld
- D584,481 S 1/2009 Blumenfeld
- D584,885 S * 1/2009 Contreras D2/917
- D589,234 S 3/2009 Blumenfeld
- D600,883 S 9/2009 Blumenfeld
- D612,129 S 3/2010 Iamartino et al.
- D612,580 S 3/2010 Hall et al.
- D613,037 S 4/2010 Iamartino et al.



(56)

References Cited

U.S. PATENT DOCUMENTS

D646,868 S * 10/2011 Hutchinson D2/742
D657,937 S 4/2012 Jones et al.
D659,951 S * 5/2012 Leeper D2/853
D661,559 S * 6/2012 O'Connell D8/18
D687,214 S * 8/2013 Farina D2/742
D714,523 S 10/2014 Stinson et al.
D742,096 S * 11/2015 Darmour D2/742
D760,997 S * 7/2016 Gallo D2/731
D762,946 S * 8/2016 McArthur D2/731
D770,132 S * 11/2016 Burke D2/731
D770,133 S * 11/2016 Burke D2/731
D772,535 S * 11/2016 McArthur D2/731
D773,778 S * 12/2016 Darby D2/742
2014/0276325 A1 * 9/2014 Turkbash A41D 13/0525
602/72
2016/0073697 A1 * 3/2016 Nezat A41B 17/00
2/113

* cited by examiner

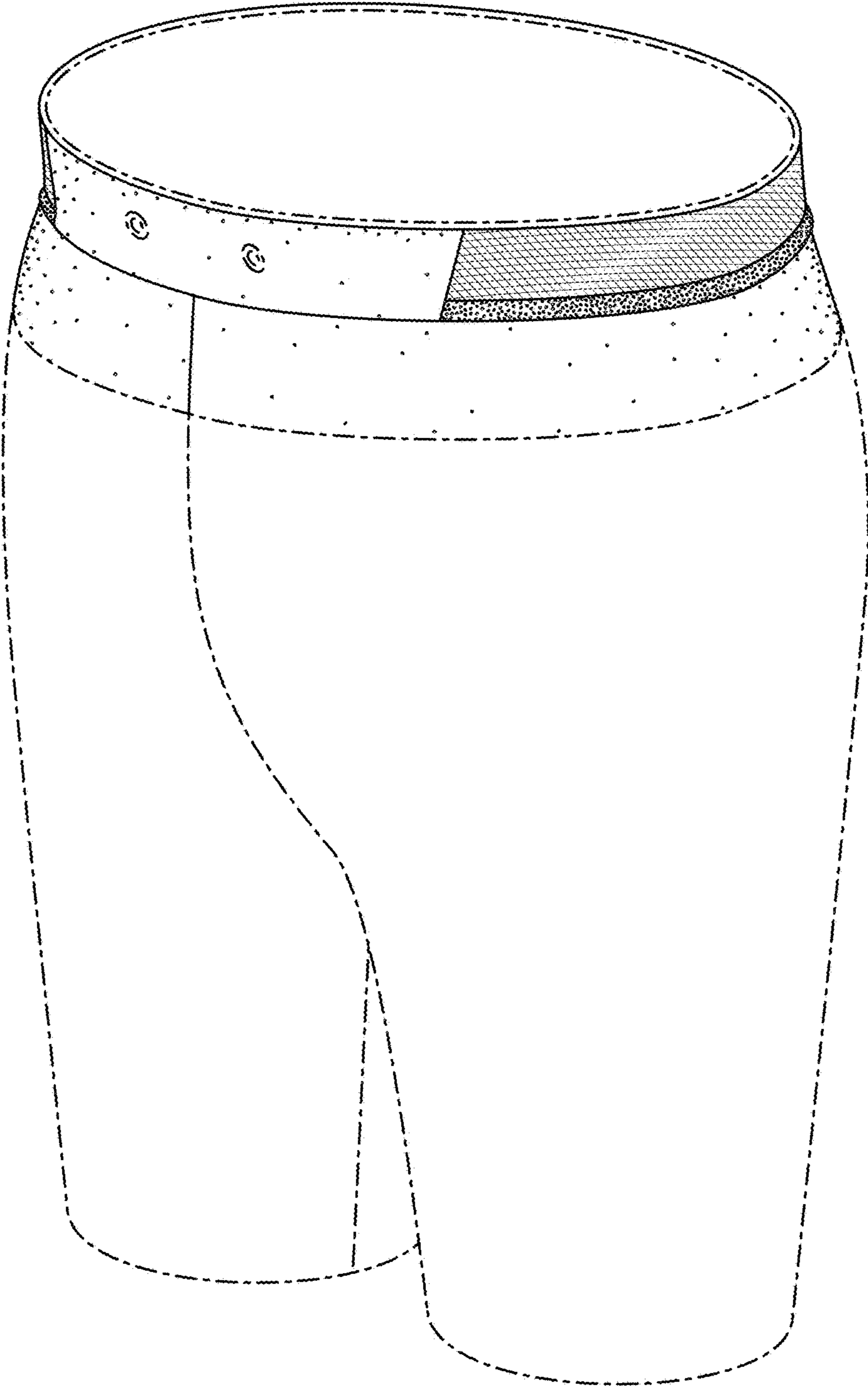


FIG. 1

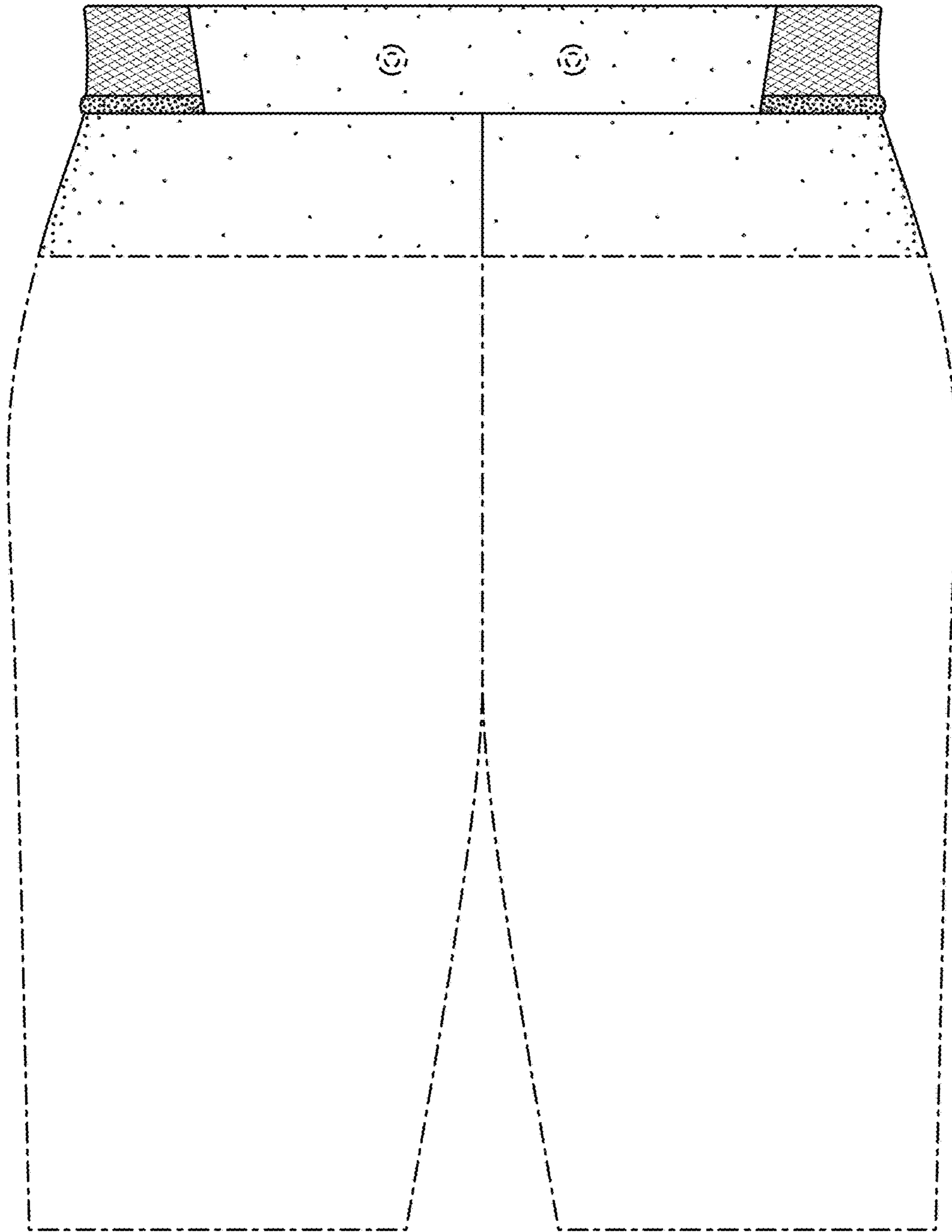


FIG. 2

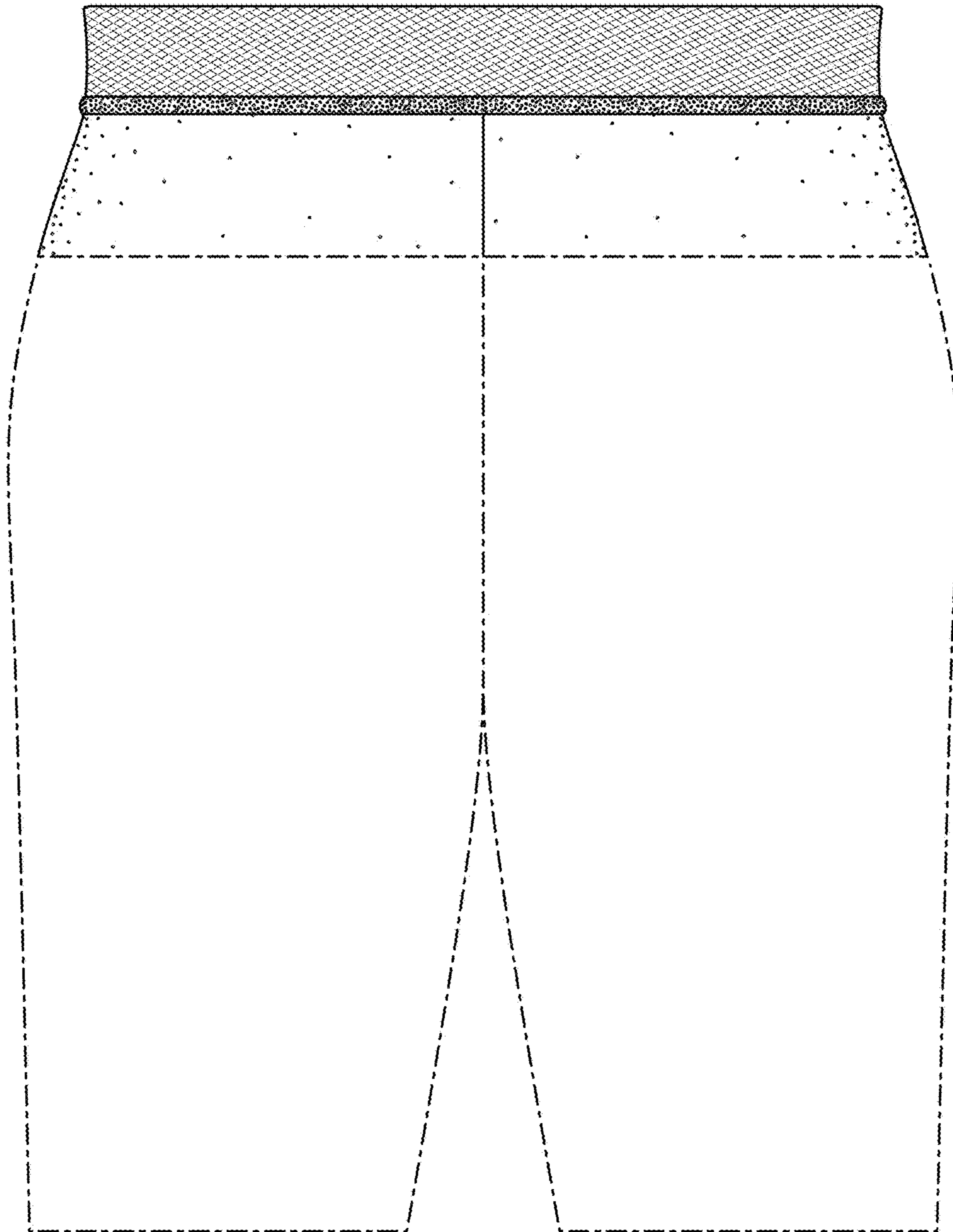


FIG. 3

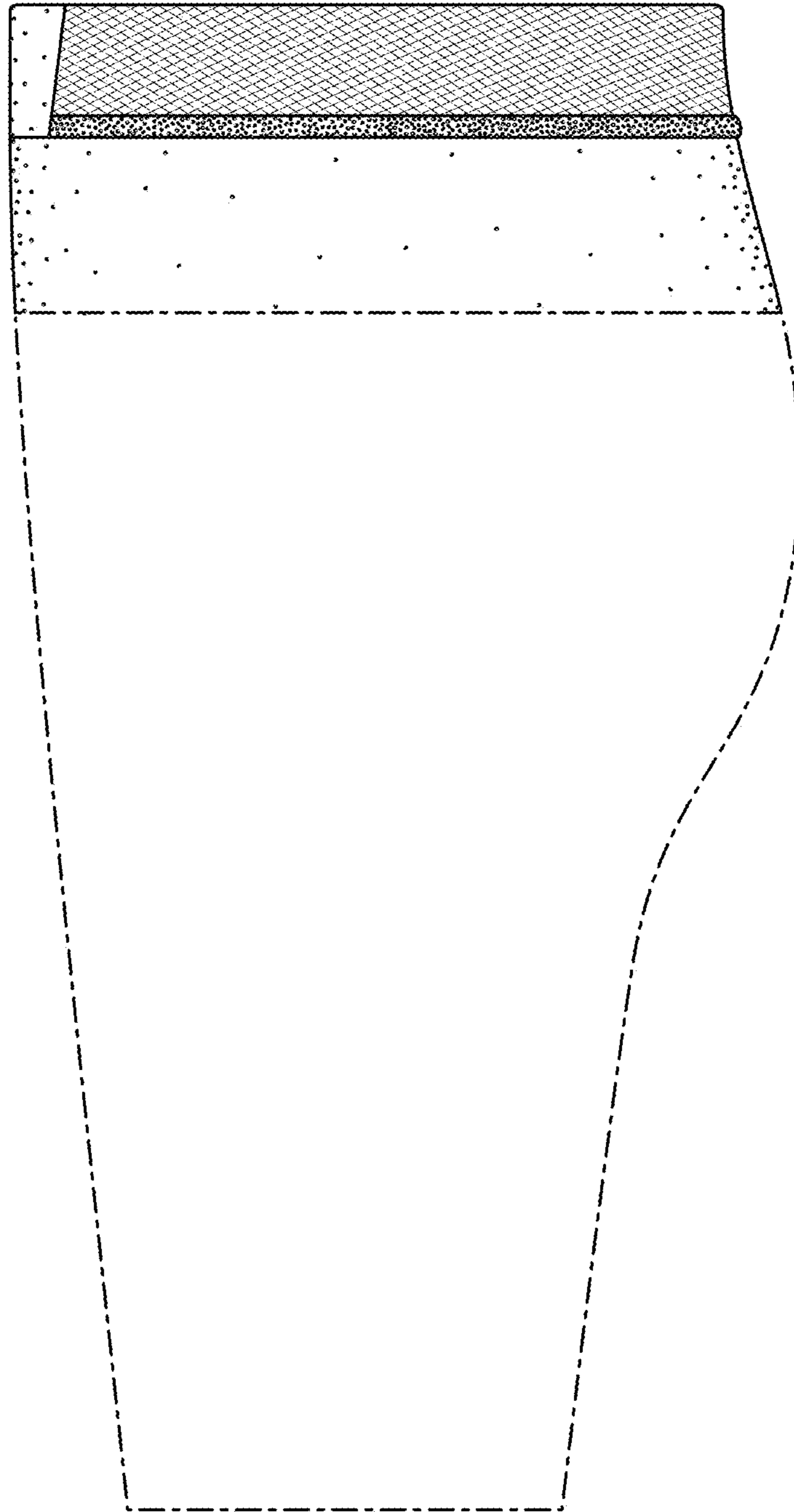


FIG. 4

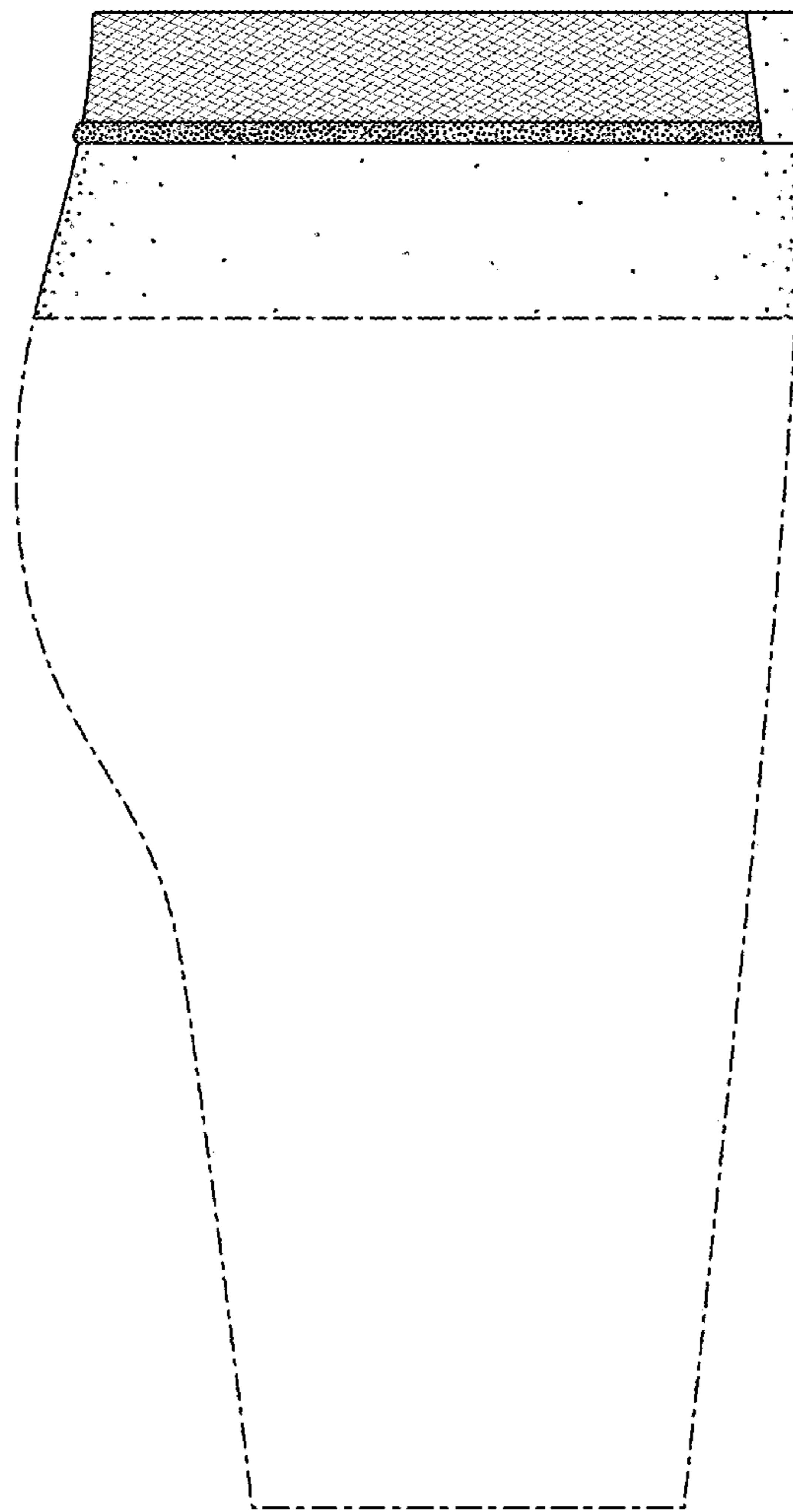


FIG. 5

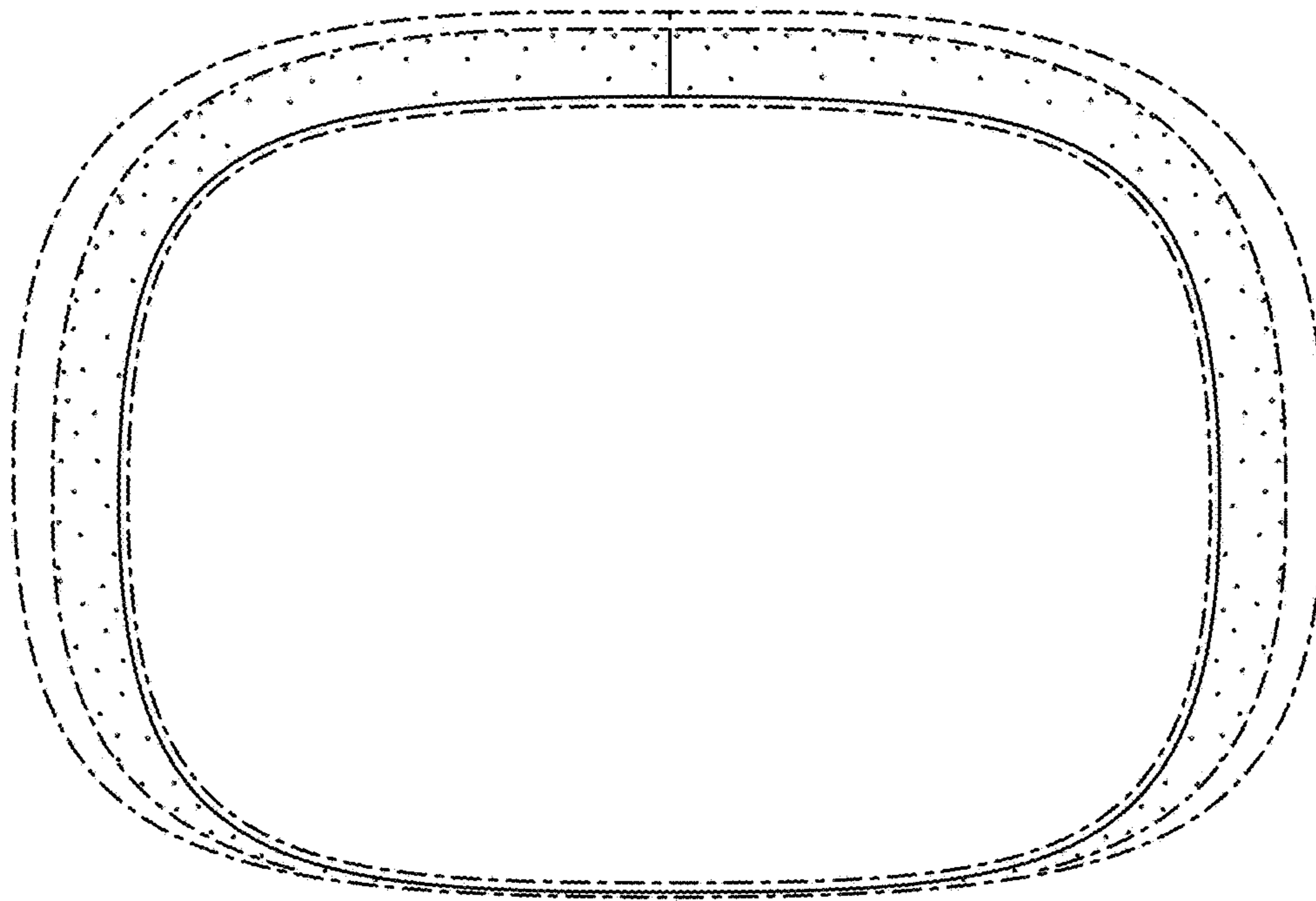


FIG. 6

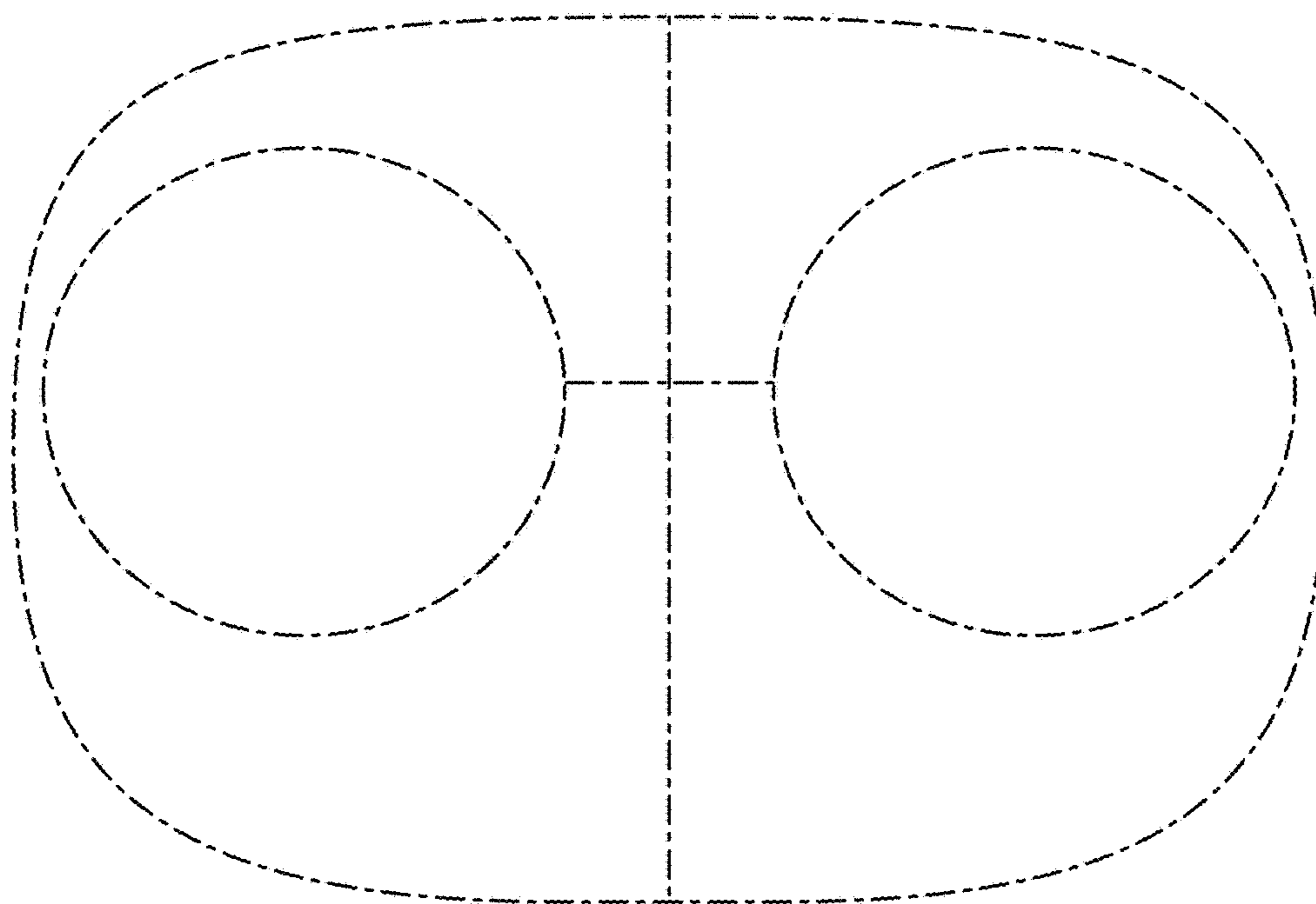


FIG. 7