



US00D783927S

(12) **United States Design Patent** (10) **Patent No.:** **US D783,927 S**  
**Gao** (45) **Date of Patent:** **\*\* \*Apr. 18, 2017**

(54) **STRAWBERRY CHEWING GUM**

(74) *Attorney, Agent, or Firm* — Armstrong Teasdale LLP

(71) Applicant: **Wm. Wrigley Jr. Company**, Chicago, IL (US)

(57) **CLAIM**

The ornamental design for a strawberry chewing gum, as shown and described.

(72) Inventor: **Yang Gao**, Chicago, IL (US)

(73) Assignee: **WM. WRIGLEY JR. COMPANY**, Chicago, IL (US)

**DESCRIPTION**

(\*) Notice: This patent is subject to a terminal disclaimer.

The patent or application file contains at least one drawing executed in color. Copies of this patent or patent application publication with color drawing(s) will be provided by the Office upon request and payment of the necessary fee.

(\*\*) Term: **15 Years**

FIG. 1 is a top plan view of a first example embodiment of my new strawberry chewing gum.

(21) Appl. No.: **29/536,939**

FIG. 2 is a front view of the first embodiment of the strawberry chewing gum shown in FIG. 1.

(22) Filed: **Aug. 20, 2015**

FIG. 3 is a side view of the first embodiment of the strawberry chewing gum shown in FIG. 1.

(51) **LOC (10) Cl.** ..... **01-01**

FIG. 4 is a top plan view of a second example embodiment of my new strawberry chewing gum.

(52) **U.S. Cl.**

USPC ..... **D1/127**

FIG. 5 is a front view of the second embodiment of the strawberry chewing gum shown in FIG. 4.

(58) **Field of Classification Search**

USPC ..... D1/100–130, 199; D24/101, 102; 426/3, 426/5, 87, 89, 92, 103, 104, 129, 138, (Continued)

FIG. 6 is a side view of the second embodiment of the strawberry chewing gum shown in FIG. 4.

(56) **References Cited**

**U.S. PATENT DOCUMENTS**

D20,662 S \* 4/1891 Pearson ..... D1/114  
1,855,145 A \* 4/1932 Bartlett ..... A23G 3/50  
426/87

FIG. 7 is a top plan view of a third example embodiment of my new strawberry chewing gum.

(Continued)

FIG. 8 is a front view of the third embodiment of the strawberry chewing gum shown in FIG. 7.

**OTHER PUBLICATIONS**

Snow, Ookami. "Cinn-A-Burst." I Really Don't Like the Word Blog. Sep. 16, 2008. Web. Sep. 22, 2015. <[http://kinross19.blogspot.com/2008/09/blog-post\\_16.html](http://kinross19.blogspot.com/2008/09/blog-post_16.html)>.\*

FIG. 9 is a side view of the third embodiment of the strawberry chewing gum shown in FIG. 7.

(Continued)

FIG. 10 is a top plan view of a fourth example embodiment of my new strawberry chewing gum.

*Primary Examiner* — Garth Rademaker

*Assistant Examiner* — Katie Stofko Mroczka

FIG. 11 is a front view of the fourth embodiment of the strawberry chewing gum shown in FIG. 10.

FIG. 12 is a side view of the fourth embodiment of the strawberry chewing gum shown in FIG. 10.

FIG. 13 is a top plan view of a fifth example embodiment of my new strawberry chewing gum.

FIG. 14 is a front view of the fifth embodiment of the strawberry chewing gum shown in FIG. 13.

FIG. 15 is a side view of the fifth embodiment of the strawberry chewing gum shown in FIG. 13.

(Continued)






FIG. 16 is a top plan view of a sixth example embodiment of my new strawberry chewing gum.  
 FIG. 17 is a front view of the sixth embodiment of the strawberry chewing gum shown in FIG. 16.  
 FIG. 18 is a side view of the sixth embodiment of the strawberry chewing gum shown in FIG. 16.  
 FIG. 19 is a top plan view of a seventh example embodiment of my new strawberry chewing gum.  
 FIG. 20 is a front view of the seventh embodiment of the strawberry chewing gum shown in FIG. 19.  
 FIG. 21 is a side view of the seventh embodiment of the strawberry chewing gum shown in FIG. 19.  
 FIG. 22 is a top plan view of an eighth example embodiment of my new strawberry chewing gum.  
 FIG. 23 is a front view of the eighth embodiment of the strawberry chewing gum shown in FIG. 22; and,  
 FIG. 24 is a side view of the eighth embodiment of the strawberry chewing gum shown in FIG. 22.  
 The break lines of FIGS. 13-24 indicate that the appearance of any portion of the strawberry chewing gum outside of the break lines forms no part of the claimed design.

**1 Claim, 8 Drawing Sheets  
 (4 of 8 Drawing Sheet(s) Filed in Color)**

(58) **Field of Classification Search**  
 USPC ..... 426/144, 249, 383, 512, 516, 660, 808;  
 424/467; D25/113, 119, 121-132;  
 D21/499; D5/55-58, 62  
 CPC ... A23G 4/02; A23G 4/06; A23G 4/08; A23G  
 4/10; A23G 4/20; A23G 4/00; A23G  
 3/38; A23G 3/42; A23G 3/54; A23K  
 1/164

See application file for complete search history.

(56)

**References Cited**

U.S. PATENT DOCUMENTS

D271,439	S	*	11/1983	Schumacher	.....	D1/127
D271,534	S	*	11/1983	Huzinec	.....	D1/127
D366,671	S	*	1/1996	Kitzmiller	.....	D1/127
D366,672	S	*	1/1996	Kitzmiller	.....	D1/127
5,538,742	A	*	7/1996	McHale	.....	A23G 4/043 425/130
D604,926	S		12/2009	Colman et al.		
D608,976	S		2/2010	Colman et al.		
D616,177	S	*	5/2010	Brown	.....	D1/127
D617,079	S	*	6/2010	Brown	.....	D1/127
D641,950	S	*	7/2011	Bruyea	.....	D1/127
D642,767	S	*	8/2011	Bruyea	.....	D1/127
D647,276	S	*	10/2011	Bruyea	.....	D1/127
D694,486	S	*	12/2013	Jani	.....	D1/127
D699,916	S	*	2/2014	Rodgers	.....	D1/127
D715,517	S		10/2014	Park et al.		
2006/0204451	A1	*	9/2006	Salini	.....	A23G 3/008 424/48
2009/0214720	A1	*	8/2009	Almenares	.....	A23G 9/48 426/101

OTHER PUBLICATIONS

Gottfried, Miriam. "A Taste for Hotter Mintier Fruitier." The Wall Street Journal. May 26, 2010. Web. Sep. 23, 2015. <<http://www.wsj.com/articles/SB10001424052748703341904575266371583613194>>.\*  
 Eldred, Sheila. "Gum Helps You Think." Discovery News. Mar. 12, 2013. Web. Sep. 22, 2015. <<http://news.discovery.com/human/health/can-gum-help-you-think-130312.htm>>.\*  
 Kelly, Kat. "Mint Flavored Gum or Fruit Flavored Gum." SodaHead. May 13, 2011. Web. Sep. 30, 2015. <<http://www.sodahead.com/fun/mint-flavored-gum-or-fruit-flavored-gum/question-1790597/?link=ibaf&q=&esrc=s>>.\*  
 Howden, Rachel. "More Homemade Fruit Leather." Rachel's Blog. Apr. 15, 2014. Web. Sep. 22, 2015. <<https://rachelhowdenblog.wordpress.com/2014/04/15/more-homemade-fruit-leather/>>.\*

\* cited by examiner




FIG. 1



FIG. 3



FIG. 2




FIG. 4



FIG. 6



FIG. 5






FIG. 7



FIG. 9



FIG. 8




FIG. 10



FIG. 12



FIG. 11




FIG. 13



FIG. 15



FIG. 14

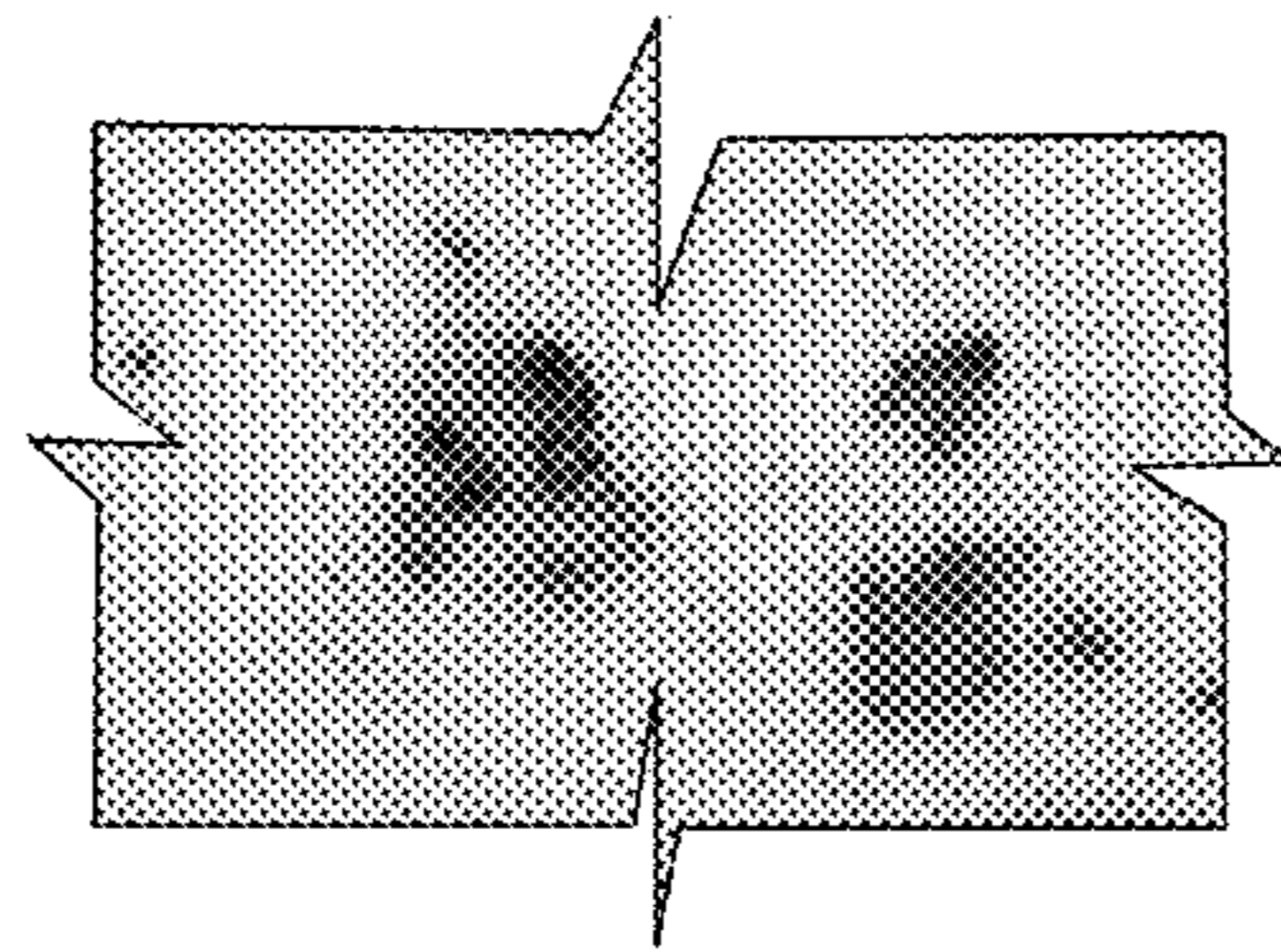


FIG. 16



FIG. 18



FIG. 17



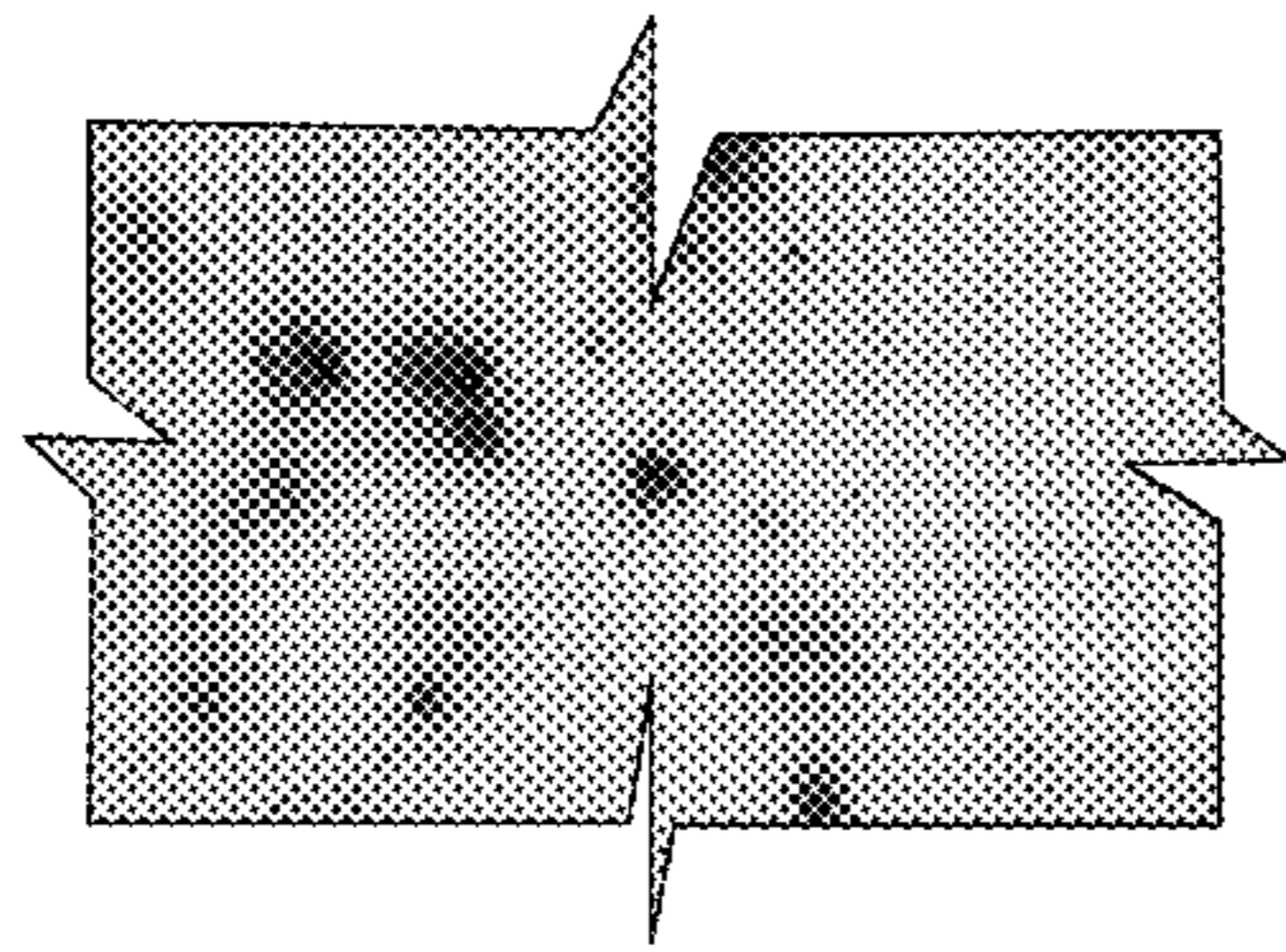


FIG. 19



FIG. 21



FIG. 20

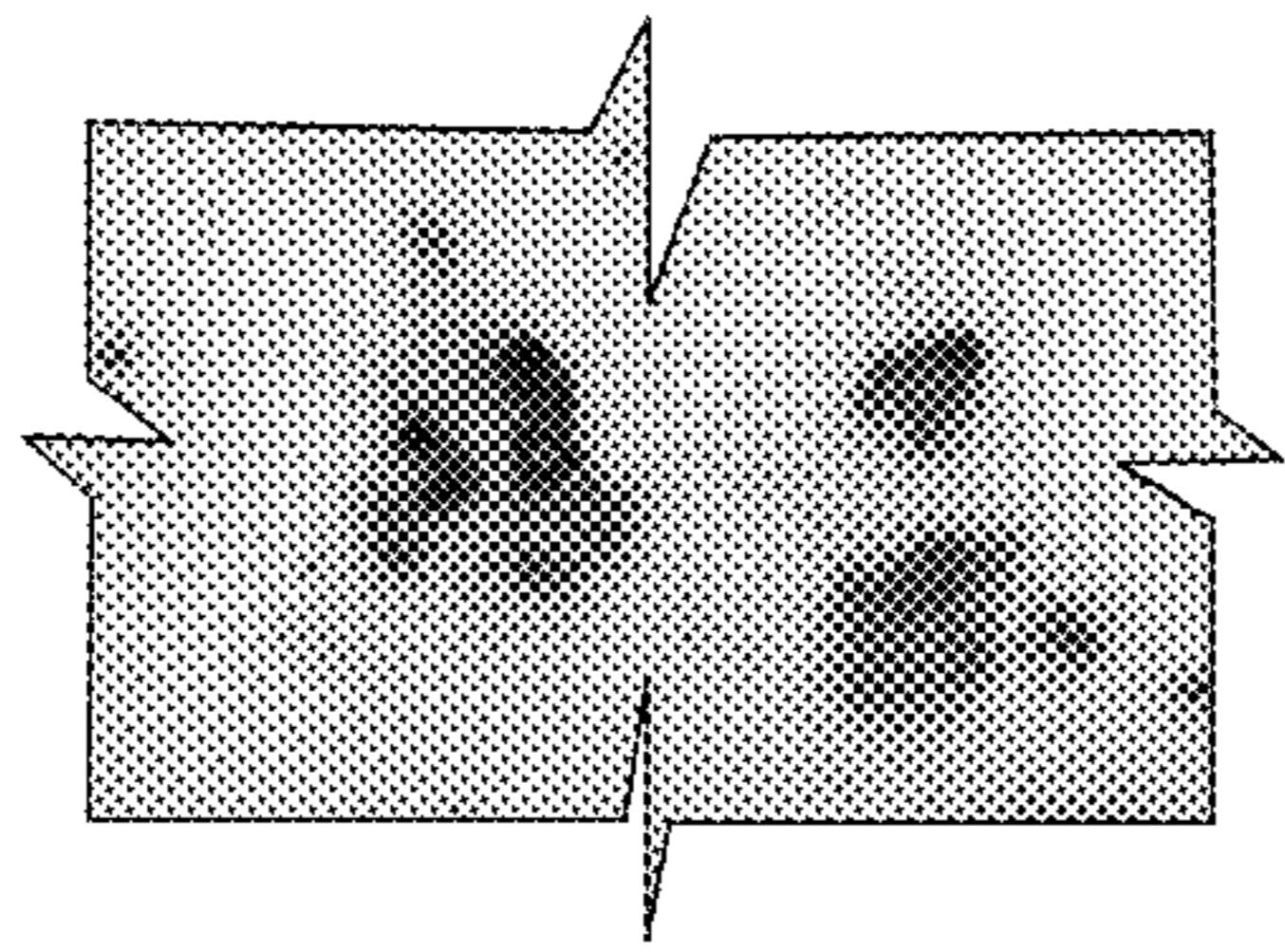


FIG. 22



FIG. 24



FIG. 23