



US00D783926S

(12) **United States Design Patent** (10) **Patent No.:** **US D783,926 S**  
**Gao** (45) **Date of Patent:** **\*\* \*Apr. 18, 2017**

(54) **MINT CHEWING GUM**  
(71) Applicant: **Wm. Wrigley Jr. Company**, Chicago, IL (US)  
(72) Inventor: **Yang Gao**, Chicago, IL (US)  
(73) Assignee: **WM. WRIGLEY JR. COMPANY**, Chicago, IL (US)

D608,976 S 2/2010 Colman et al.  
D616,177 S \* 5/2010 Brown ..... D1/127  
D617,079 S \* 6/2010 Brown ..... D1/127  
D641,950 S \* 7/2011 Bruyey ..... D1/127  
D642,767 S \* 8/2011 Bruyey ..... D1/127  
D647,276 S \* 10/2011 Bruyey ..... D1/127  
D694,486 S \* 12/2013 Jani ..... D1/127  
D699,916 S \* 2/2014 Rodgers ..... D1/127  
D715,517 S 10/2014 Park et al.  
2006/0204451 A1 \* 9/2006 Salini ..... A23G 3/008  
424/48  
2009/0214720 A1 \* 8/2009 Almenares ..... A23G 9/48  
426/101

(\* ) Notice: This patent is subject to a terminal disclaimer.

(\*\*) Term: **15 Years**

**OTHER PUBLICATIONS**

(21) Appl. No.: **29/536,936**  
(22) Filed: **Aug. 20, 2015**  
(51) **LOC (10) Cl.** ..... **01-01**  
(52) **U.S. Cl.**  
USPC ..... **D1/127**  
(58) **Field of Classification Search**  
USPC ..... D1/100-130, 199; D24/101, 102; 426/3, 426/5, 87, 89, 92, 103, 104, 129, 138, 426/144, 249, 383, 512, 516, 660, 808; 424/467; D25/113, 119, 121-132; D21/499; D5/55-58, 62  
CPC ... A23G 4/02; A23G 4/06; A23G 4/08; A23G 4/10; A23G 4/20; A23G 4/00; A23G 3/38; A23G 3/42; A23G 3/54; A23K 1/164  
See application file for complete search history.

Snow, Ookami. "Cinn-A-Burst." | Really Don't Like the Word Blog. Sep. 16, 2008. Web. Sep. 22, 2015. <[http://kinross19.blogspot.com/2008/09/blog-post\\_16.html](http://kinross19.blogspot.com/2008/09/blog-post_16.html)>.\*  
Gottfried, Miriam. "A Taste for Hotter Mintier Fruitier." The Wall Street Journal. May 26, 2010. Web. Sep. 23, 2015. <<http://www.wsj.com/articles/SB10001424052748703341904575266371583613194>>.\*  
Eldred, Sheila. "Gum Helps You Think." Discovery News. Mar. 12, 2013. Web. Sep. 22, 2015. <<http://news.discovery.com/human/health/can-gum-help-you-think-130312.htm>>.\*  
Kelly, Kat. "Mint Flavored Gum or Fruit Flavored Gum." SodaHead. May 13, 2011. Web. Sep. 30, 2015. <<http://www.sodahead.com/fun/mint-flavored-gum-or-fruit-flavored-gum/question-1790597/?link=ibaf&q=&esrc=s>>.\*  
Howden, Rachel. "More Homemade Fruit Leather." Rachel's Blog. Apr. 15, 2014. Web. Sep. 22, 2015. <<https://rachelhowdenblog.wordpress.com/2014/04/15/more-homemade-fruit-leather/>>.\*

\* cited by examiner

(56) **References Cited**

**U.S. PATENT DOCUMENTS**

D20,662 S \* 4/1891 Pearson ..... D1/114  
1,855,145 A \* 4/1932 Bartlett ..... A23G 3/50  
426/87  
D271,439 S \* 11/1983 Schumacher ..... D1/127  
D271,534 S \* 11/1983 Huzinec ..... D1/127  
D366,671 S \* 1/1996 Kitzmiller ..... D1/127  
D366,672 S \* 1/1996 Kitzmiller ..... D1/127  
5,538,742 A \* 7/1996 McHale ..... A23G 4/043  
425/130  
D604,926 S 12/2009 Colman et al.

*Primary Examiner* — Garth Rademaker

*Assistant Examiner* — Katie Stofko Mroczka

(74) *Attorney, Agent, or Firm* — Armstrong Teasdale LLP


(57) **CLAIM**

The ornamental design for a mint chewing gum, as shown and described.

**DESCRIPTION**

The patent or application file contains at least one drawing executed in color. Copies of this patent or patent application

(Continued)



publication with color drawing(s) will be provided by the Office upon request and payment of the necessary fee.

FIG. 1 is a top plan view of a first example embodiment of my new mint chewing gum.

FIG. 2 is a front view of the first embodiment of the mint chewing gum shown in FIG. 1.

FIG. 3 is a side view of the first embodiment of the mint chewing gum shown in FIG. 1.

FIG. 4 is a top plan view of a second example embodiment of my new mint chewing gum.

FIG. 5 is a front view of the second embodiment of the mint chewing gum shown in FIG. 4.

FIG. 6 is a side view of the second embodiment of the mint chewing gum shown in FIG. 4.

FIG. 7 is a top plan view of a third example embodiment of my new mint chewing gum.

FIG. 8 is a front view of the third embodiment of the mint chewing gum shown in FIG. 7.

FIG. 9 is a side view of the third embodiment of the mint chewing gum shown in FIG. 7.

FIG. 10 is a top plan view of a fourth example embodiment of my new mint chewing gum.

FIG. 11 is a front view of the fourth embodiment of the mint chewing gum shown in FIG. 10.

FIG. 12 is a side view of the fourth embodiment of the mint chewing gum shown in FIG. 10.

FIG. 13 is a top plan view of a fifth example embodiment of my new mint chewing gum.

FIG. 14 is a front view of the fifth embodiment of the mint chewing gum shown in FIG. 13.

FIG. 15 is a side view of the fifth embodiment of the mint chewing gum shown in FIG. 13.

FIG. 16 is a top plan view of a sixth example embodiment of my new mint chewing gum.

FIG. 17 is a front view of the sixth embodiment of the mint chewing gum shown in FIG. 16.

FIG. 18 is a side view of the sixth embodiment of the mint chewing gum shown in FIG. 16.

FIG. 19 is a top plan view of a seventh example embodiment of my new mint chewing gum.

FIG. 20 is a front view of the seventh embodiment of the mint chewing gum shown in FIG. 19.

FIG. 21 is a side view of the seventh embodiment of the mint chewing gum shown in FIG. 19.

FIG. 22 is a top plan view of an eighth example embodiment of my new mint chewing gum.

FIG. 23 is a front view of the eighth embodiment of the mint chewing gum shown in FIG. 22; and,

FIG. 24 is a side view of the eighth embodiment of the mint chewing gum shown in FIG. 22.

The break lines of FIGS. 13-24 indicate that the appearance of any portion of the mint chewing gum outside of the break lines forms no part of the claimed design.

**1 Claim, 8 Drawing Sheets  
(8 of 8 Drawing Sheet(s) Filed in Color)**




FIG. 1



FIG. 3



FIG. 2




FIG. 4



FIG. 6



FIG. 5




FIG. 7

FIG. 9



FIG. 8




FIG. 10



FIG. 12



FIG. 11




FIG. 13



FIG. 15



FIG. 14




FIG. 16



FIG. 18



FIG. 17






FIG. 19



FIG. 21



FIG. 20




FIG. 22



FIG. 24



FIG. 23