



US00D783925S

(12) **United States Design Patent**
Van Wommel

(10) **Patent No.:** **US D783,925 S**

(45) **Date of Patent:** **** Apr. 18, 2017**

(54) **SHRED**

(71) Applicant: **FAM, Kontich (BE)**

(72) Inventor: **Sven Van Wommel, Londerzeel (BE)**

(73) Assignee: **FAM, Kontich (BE)**

(**) Term: **14 Years**

(21) Appl. No.: **29/490,325**

(22) Filed: **May 8, 2014**

(30) **Foreign Application Priority Data**

Nov. 8, 2013 (EM) 001389175-0003

(51) **LOC (10) Cl.** **01-01**

(52) **U.S. Cl.**
USPC **D1/125**

(58) **Field of Classification Search**
USPC D1/100-130, 199; 426/2, 89, 92, 104,
426/635, 805; D30/160; D24/102, 103;
D25/119-135; 119/706-711; D34/28, 29
See application file for complete search history.

(56) **References Cited**

U.S. PATENT DOCUMENTS

414,090	A	*	10/1889	Taylor	72/468
D116,547	S	*	9/1939	Arms	D28/8.1
2,195,879	A		4/1940	Urschel et al.		
2,875,800	A		3/1959	Urschel		
3,196,916	A		7/1965	Urschel		
3,823,880	A		7/1974	Urschel		
3,888,426	A		6/1975	Urschel et al.		
3,989,196	A		11/1976	Urschel		
4,042,183	A		8/1977	Cumpston		
4,523,503	A		6/1985	Julian et al.		
4,604,925	A		8/1986	Wisdom		
4,610,397	A		9/1986	Fischer et al.		

D339,899	S	*	10/1993	Kittleson	D1/122
D377,899	S	*	2/1997	Riley et al.	D8/499
D383,058	S	*	9/1997	Riley et al.	D8/499
D444,243	S	*	6/2001	Erwin	D25/135
D487,326	S	*	3/2004	Stoddart et al.	D1/101
D532,583	S	*	11/2006	Townsend et al.	D1/122
D585,627	S	*	2/2009	Wylie	D1/125
D614,830	S	*	5/2010	Unlu et al.	D1/125
D618,428	S	*	6/2010	Unlu et al.	D1/125
D655,464	S	*	3/2012	Seliskar et al.	D30/160
D658,848	S	*	5/2012	Wylie	D1/199
D701,366	S	*	3/2014	King et al.	D1/199

(Continued)

OTHER PUBLICATIONS

Brunner-Anliker product info on the IR 250 Industrial Food Processor, available at brunner-anliker.com. 6 pages, © Jul. 23, 2002.

(Continued)

Primary Examiner — Garth Rademaker

Assistant Examiner — Katie Stofko Mroczka

(74) *Attorney, Agent, or Firm* — Koppel, Patrick, Heybl & Philpott

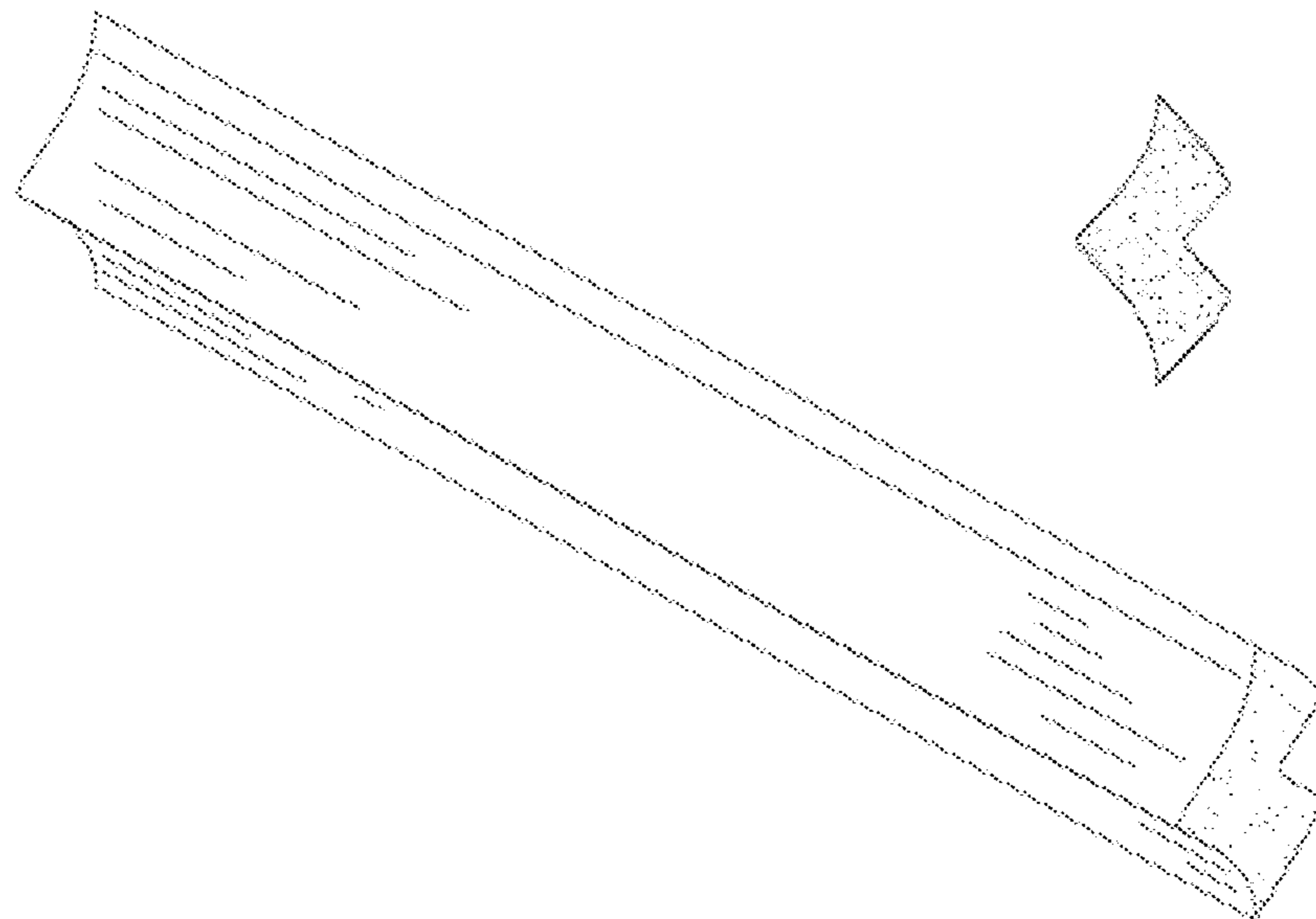
(57) **CLAIM**

The ornamental design for a shred, as shown and described.

DESCRIPTION

FIG. 1 is an isometric view of a new ornamental design for a shred;
FIG. 2 is a top view of the shred of FIG. 1;
FIG. 3 is a bottom view of the shred of FIG. 1;
FIG. 4 is a right side elevational view, the left side elevational view being a mirror image thereof, of the shred of FIG. 1; and,
FIG. 5 is a front elevational view of the shred of FIG. 1, the rear elevational view being a mirror image thereof.

1 Claim, 3 Drawing Sheets



(56)

References Cited

U.S. PATENT DOCUMENTS

D704,919 S * 5/2014 Jacko et al. D1/199
D721,465 S * 1/2015 Heinz D34/35
2008/0022822 A1 1/2008 Jacko et al.
2009/0202694 A1 8/2009 Julian et al.
2013/0276604 A1 10/2013 King et al.
2014/0007751 A1 1/2014 Michel et al.

OTHER PUBLICATIONS

Brunner-Anliker technical data on the IR 250 Industrial Food Processor, available at brunner-anliker.com. 1 page, © Jul. 23, 2002.
Brunner-Anliker color technical data on the IR-250 Industrial Food Processor. available at brunner-anliker.com, one page, © Jul. 23, 2002.

* cited by examiner

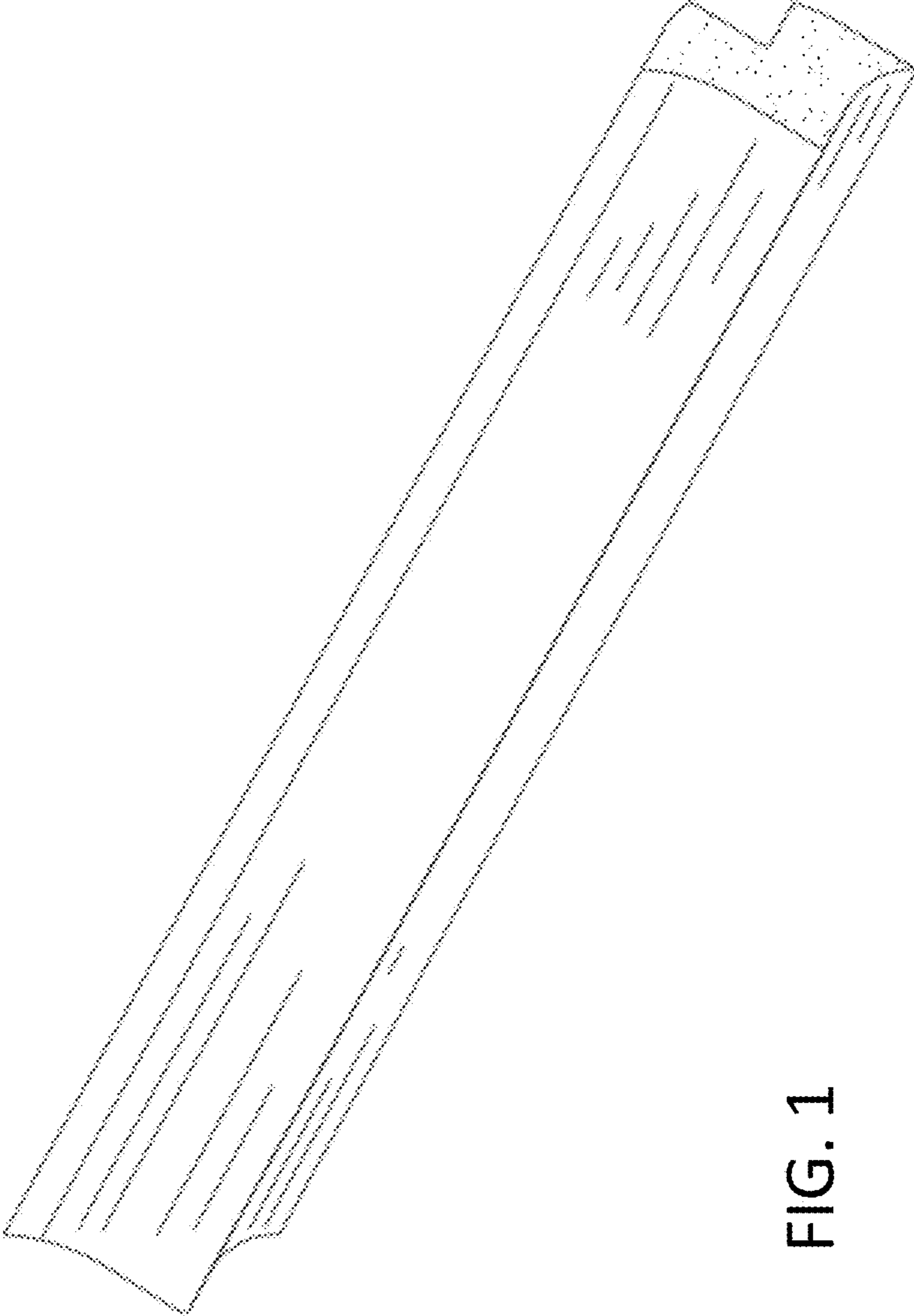


FIG. 1




FIG. 2

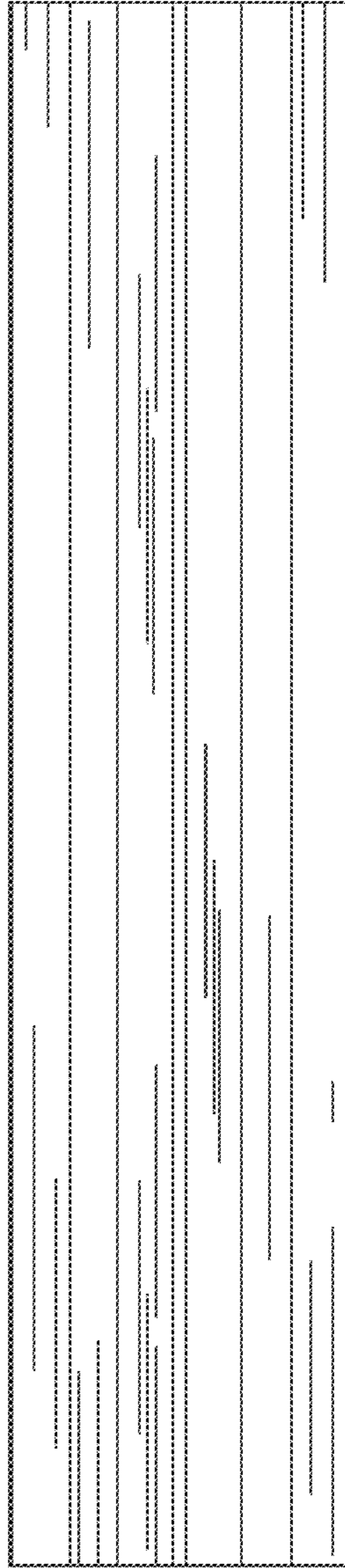


FIG. 3




FIG. 5

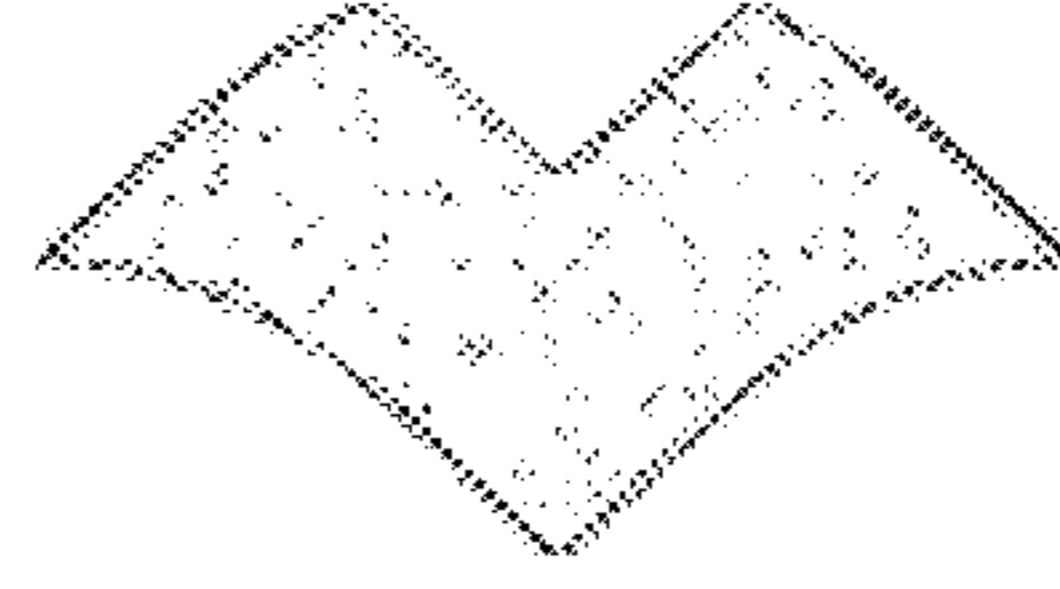


FIG. 4