



US00D783922S

(12) **United States Design Patent**
Kirkland

(10) **Patent No.:** **US D783,922 S**

(45) **Date of Patent:** **** Apr. 11, 2017**

(54) **WAFER SUPPORT RING**
(71) Applicant: **ENTEGRIS, INC.**, Billerica, MA (US)
(72) Inventor: **Eric A. Kirkland**, Colorado Springs, CO (US)

D655,401 S * 3/2012 Muramatsu D23/269
D667,601 S * 9/2012 Fitzpatrick D34/6
D723,239 S * 2/2015 Raschke D34/29
D743,513 S * 11/2015 Yamagishi D23/269
D754,308 S * 4/2016 Nakagawa D23/269

(73) Assignee: **Entegris, Inc.**, Billerica, MA (US)

(**) Term: **14 Years**

(21) Appl. No.: **29/511,213**

(22) Filed: **Dec. 8, 2014**

(51) **LOC (10) Cl.** **12-05**

(52) **U.S. Cl.**
USPC **D34/29**

(58) **Field of Classification Search**
USPC D34/28, 29; 198/851, 853, 825, 890.1,
198/370.1, 370.04, 782, 722, 771, 866,
198/367, 790; 193/35 A, 35 C;
414/744.5, 800; D23/269
CPC H01L 21/67259; H01L 21/67742; H01L
21/67288; H02K 5/128
See application file for complete search history.

FOREIGN PATENT DOCUMENTS

JP D1184862 S 9/2003
JP D1358895 S 5/2009
JP D1362609 S 6/2009
JP D1362612 S 6/2009
JP D1369017 S 8/2009
JP D1397981 S 10/2010
JP D1436283 S 3/2012
JP D1490339 S 2/2014
TW D149672 S 10/2012
TW D160525 S 5/2014

* cited by examiner

Primary Examiner — Cynthia Ramirez
(74) *Attorney, Agent, or Firm* — Entegris, Inc.

(57) **CLAIM**

I claim the ornamental design for wafer support ring, as shown and described.

(56) **References Cited**

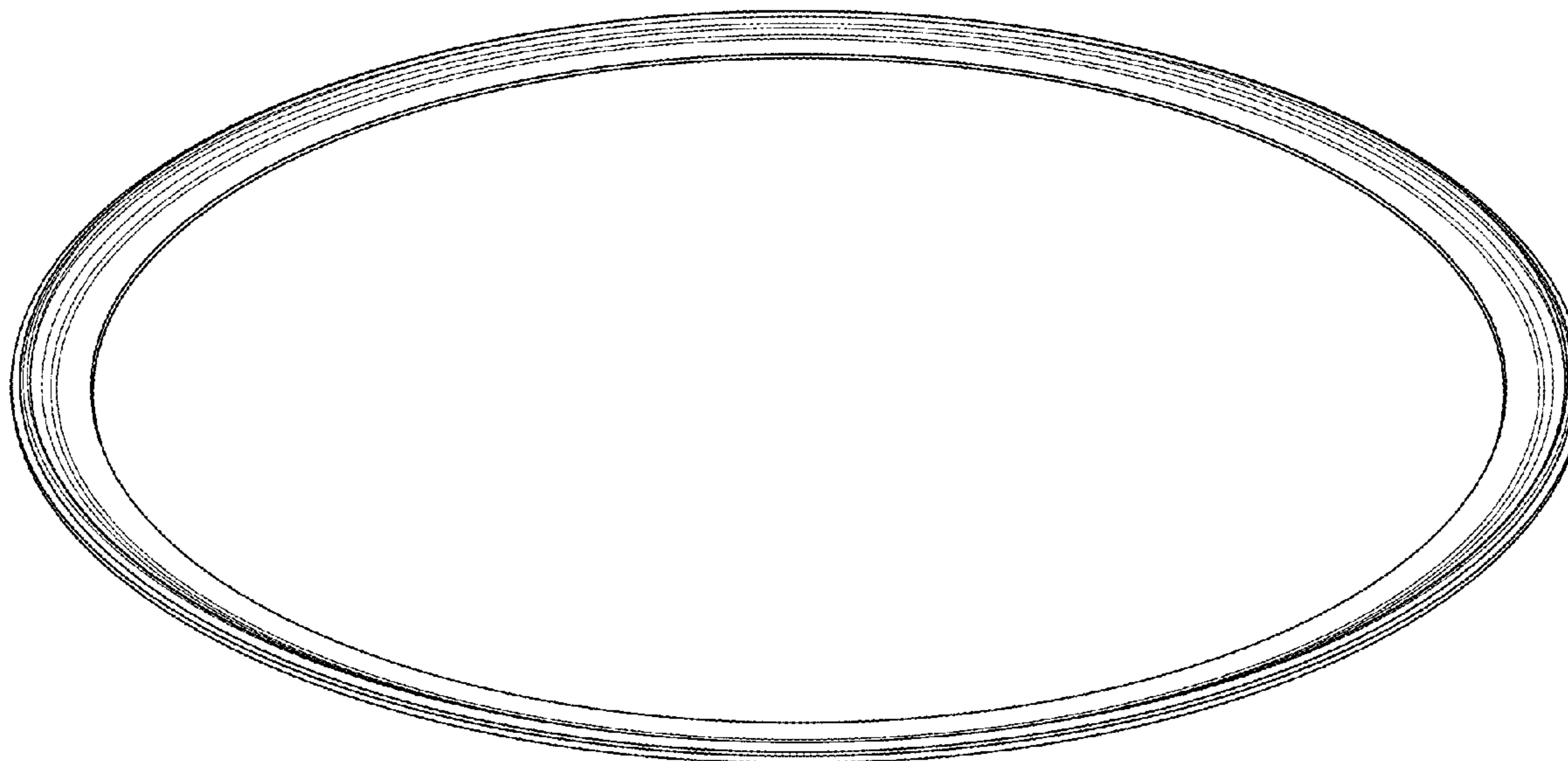
U.S. PATENT DOCUMENTS

3,893,649 A * 7/1975 Cornell B65F 1/06
248/101
4,867,401 A * 9/1989 Graff B65B 67/12
248/99
4,899,967 A * 2/1990 Johnson B65B 67/12
248/97
D457,283 S * 5/2002 Wayt D34/1
8,016,542 B2 * 9/2011 Cox H01L 21/67742
414/744.5
D646,764 S * 10/2011 Rusconi D23/269

DESCRIPTION

FIG. 1 is a top perspective view of a wafer support ring showing my new design;
FIG. 2 is a bottom perspective view thereof;
FIG. 3 is a top plan view thereof;
FIG. 4 is a bottom plan view thereof;
FIG. 5 is a side view thereof; and,
FIG. 6 is a partial perspective cross-sectional view thereof.

1 Claim, 6 Drawing Sheets






FIG. 1




FIG. 2




FIG. 3




FIG. 4



FIG. 5

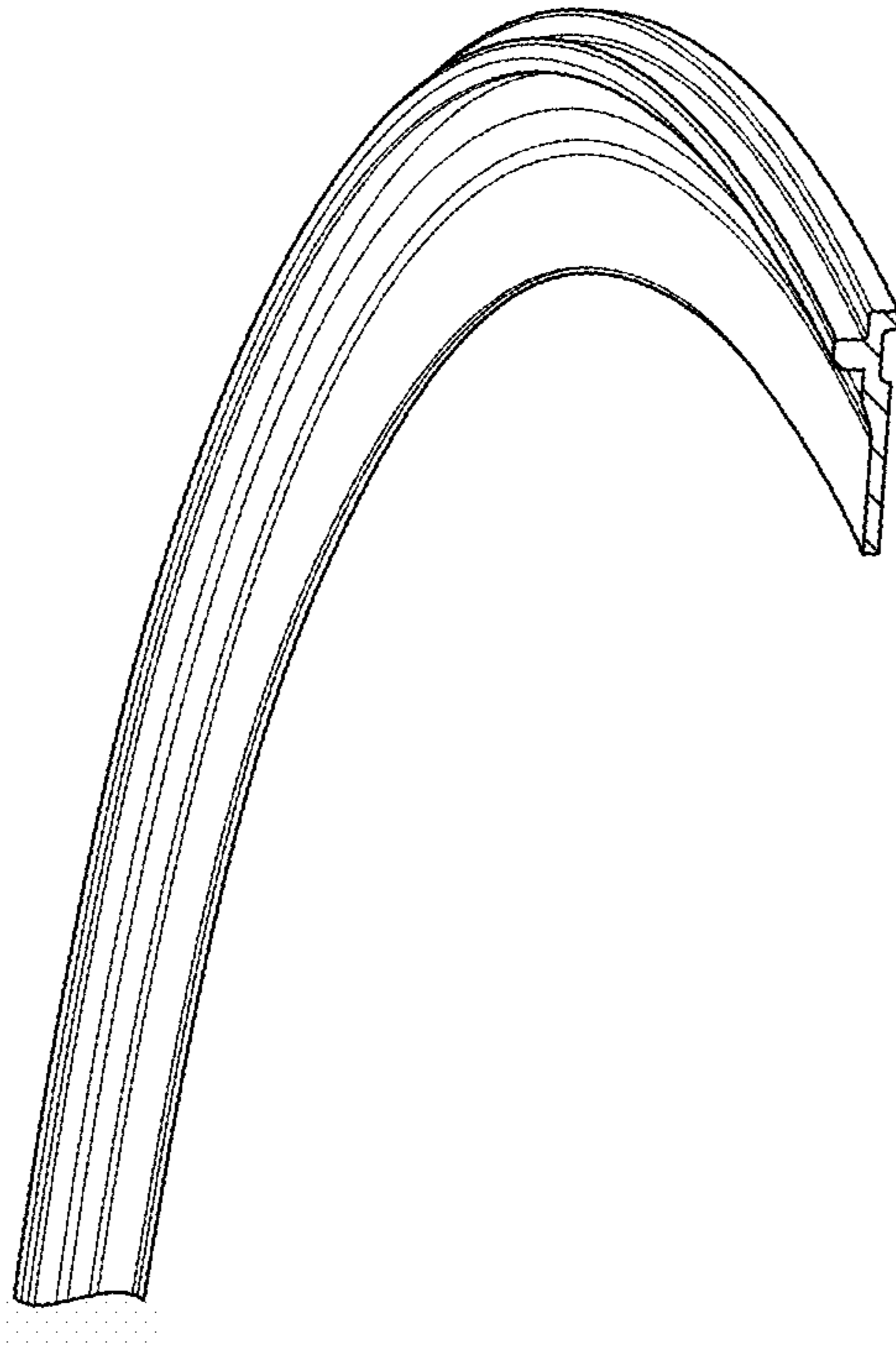


FIG. 6