



US00D783900S

(12) **United States Design Patent**
Coviello

(10) **Patent No.:** **US D783,900 S**
(45) **Date of Patent:** **** Apr. 11, 2017**

- (54) **SHAVING RAZOR**
- (71) Applicant: **Project Razor LLC**, Newark, DE (US)
- (72) Inventor: **Christopher Coviello**, Yorklyn, DE (US)
- (73) Assignee: **Project Razor LLC**, Newark, DE (US)
- (**) Term: **15 Years**
- (21) Appl. No.: **29/572,863**
- (22) Filed: **Aug. 1, 2016**

6,189,222 B1 * 2/2001 Doyle B26B 21/523
15/144.1

7,093,363 B1 8/2006 Kuo
7,103,980 B2 9/2006 Leventhal
7,140,115 B2 11/2006 Greene
7,200,942 B2 4/2007 Richard
D605,362 S * 12/2009 Andersen D28/48
D611,653 S * 3/2010 Marut D28/46
D623,800 S * 9/2010 Clemons D28/46
7,856,725 B2 12/2010 Marut
D659,904 S * 5/2012 Gilbert D28/48
(Continued)

Primary Examiner — Jennifer Rivard
(74) *Attorney, Agent, or Firm* — Panitch Schwarze
Belisario & Nadel LLP

Related U.S. Application Data

- (62) Division of application No. 29/523,630, filed on Apr. 13, 2015, now Pat. No. Des. 766,505.
- (51) **LOC (10) Cl.** **28-03**
- (52) **U.S. Cl.**
USPC **D28/48**
- (58) **Field of Classification Search**
USPC D28/46–48
CPC B62B 21/00–21/12; B62B 21/14; B62B 21/165; B62B 21/18; B62B 21/24; B62B 21/30; B62B 21/32; B62B 21/40; B62B 21/4062; B62B 21/4068; B62B 21/4075; B62B 21/52–21/528; B26B 21/16; B26B 21/185; B26B 21/20–21/227; B26B 21/28; B26B 21/4012–21/4025; B26B 21/4081–21/4093; B26B 21/443
See application file for complete search history.

(57) **CLAIM**

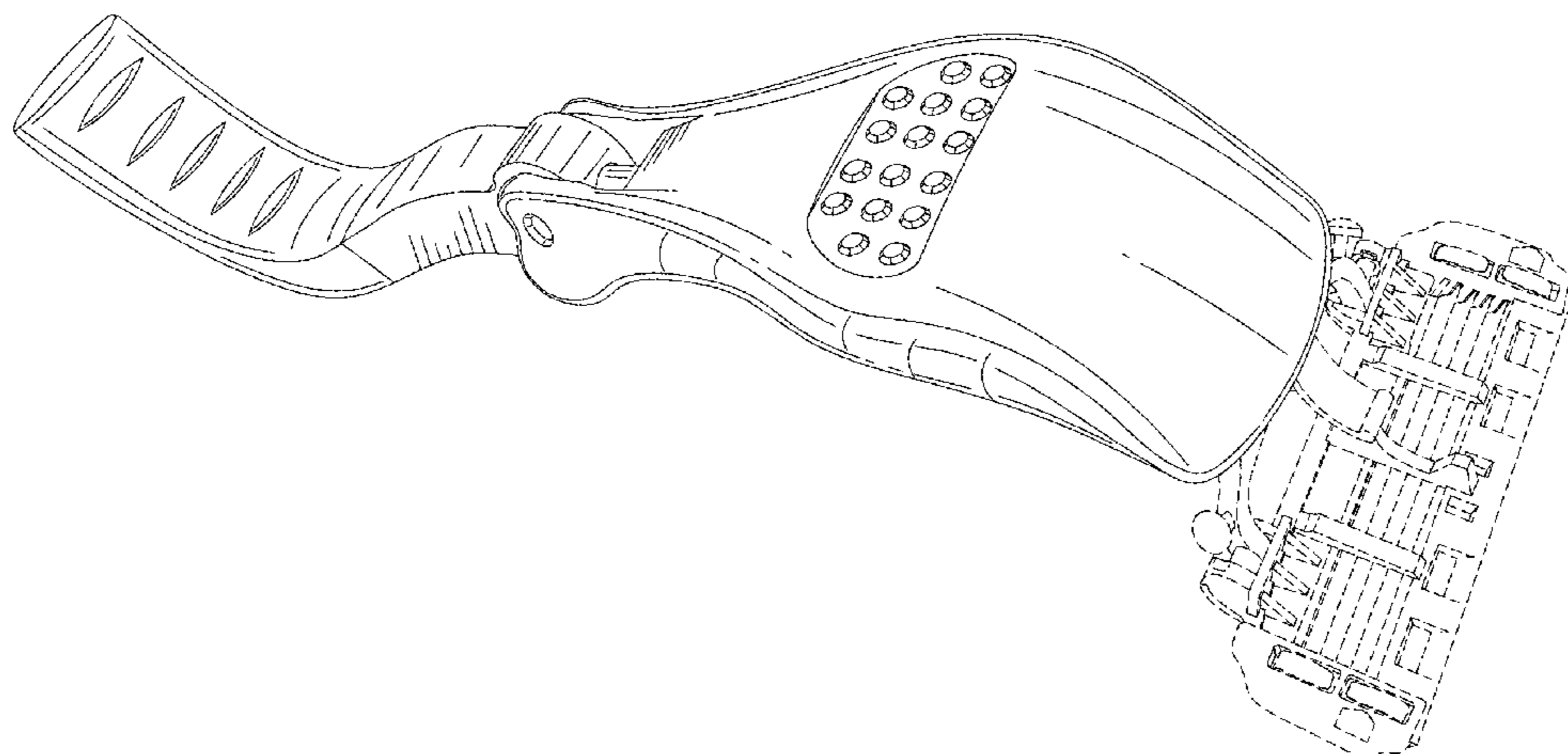
The ornamental design for a shaving razor, as shown and described.

DESCRIPTION

FIG. 1 is a left front perspective view of a shaving razor in a face shaving configuration;
FIG. 2 is a right bottom perspective view of the shaving razor of FIG. 1;
FIG. 3 is a top plan view of the shaving razor of FIG. 1;
FIG. 4 is a left side elevational view of the shaving razor of FIG. 1;
FIG. 5 is a right side elevational view of the shaving razor of FIG. 1;
FIG. 6 is a bottom plan view of the shaving razor of FIG. 1;
FIG. 7 is a front elevational view of the shaving razor of FIG. 1; and,
FIG. 8 is a rear elevational view of the shaving razor of FIG. 1.
The broken lines shown in the drawings illustrate a portion of the shaving razor and form no part of the claimed design.

- (56) **References Cited**
U.S. PATENT DOCUMENTS
4,461,078 A 7/1984 Carreker
5,167,069 A 12/1992 Quinn
6,018,877 A 2/2000 Greene

1 Claim, 6 Drawing Sheets



(56)

References Cited

U.S. PATENT DOCUMENTS

D664,297 S * 7/2012 Prat-Pfister D28/48
D676,197 S * 2/2013 Boulanger D28/48
D678,610 S * 3/2013 Prat-Pfister D28/48
9,308,658 B2 * 4/2016 Coviello B26B 21/4081
D766,505 S * 9/2016 Coviello D28/46
2002/0050065 A1 5/2002 Kludjian et al.
2003/0177648 A1 9/2003 Zeiter
2004/0107585 A1 6/2004 Helmrich
2004/0139615 A1 7/2004 Gianatasio
2011/0308089 A1 12/2011 Bridges
2012/0145730 A1 6/2012 Bloom
2012/0291295 A1 11/2012 Braun
2016/0031102 A1 * 2/2016 Sacks B26B 21/523
16/427
2016/0046029 A1 * 2/2016 Samuels B26B 21/521
30/531
2016/0107324 A1 * 4/2016 Robertson B26B 21/521
30/53

* cited by examiner

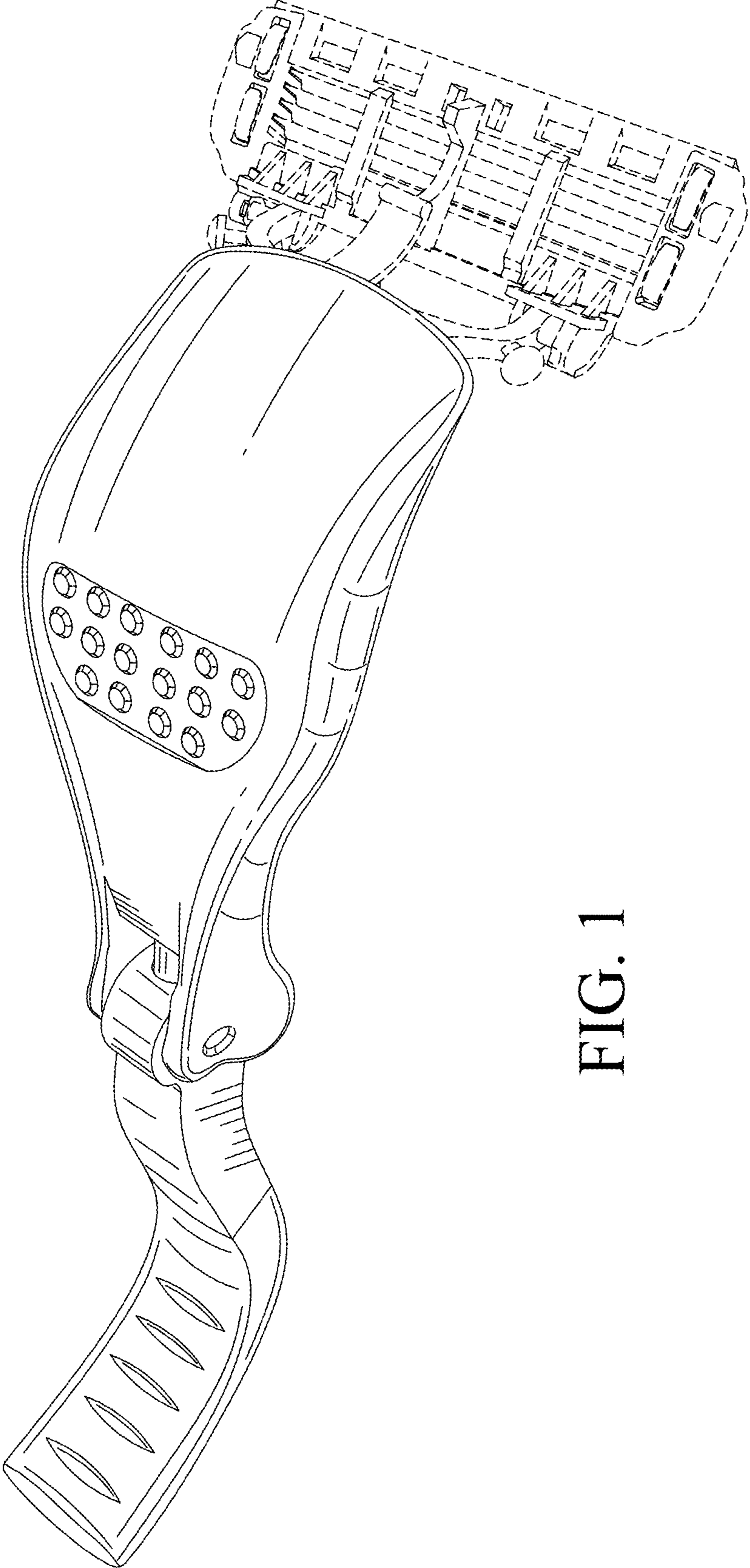


FIG. 1

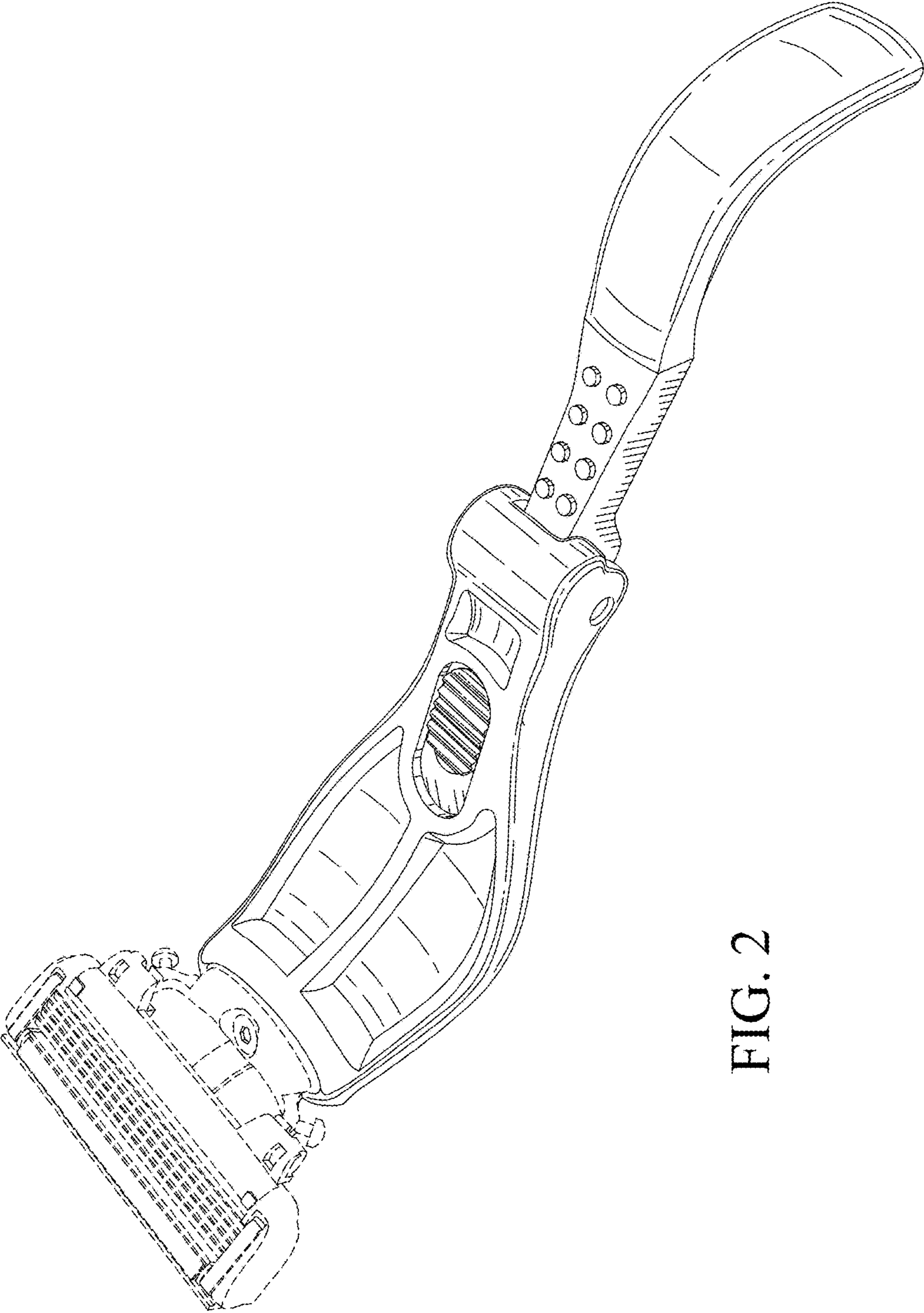


FIG. 2

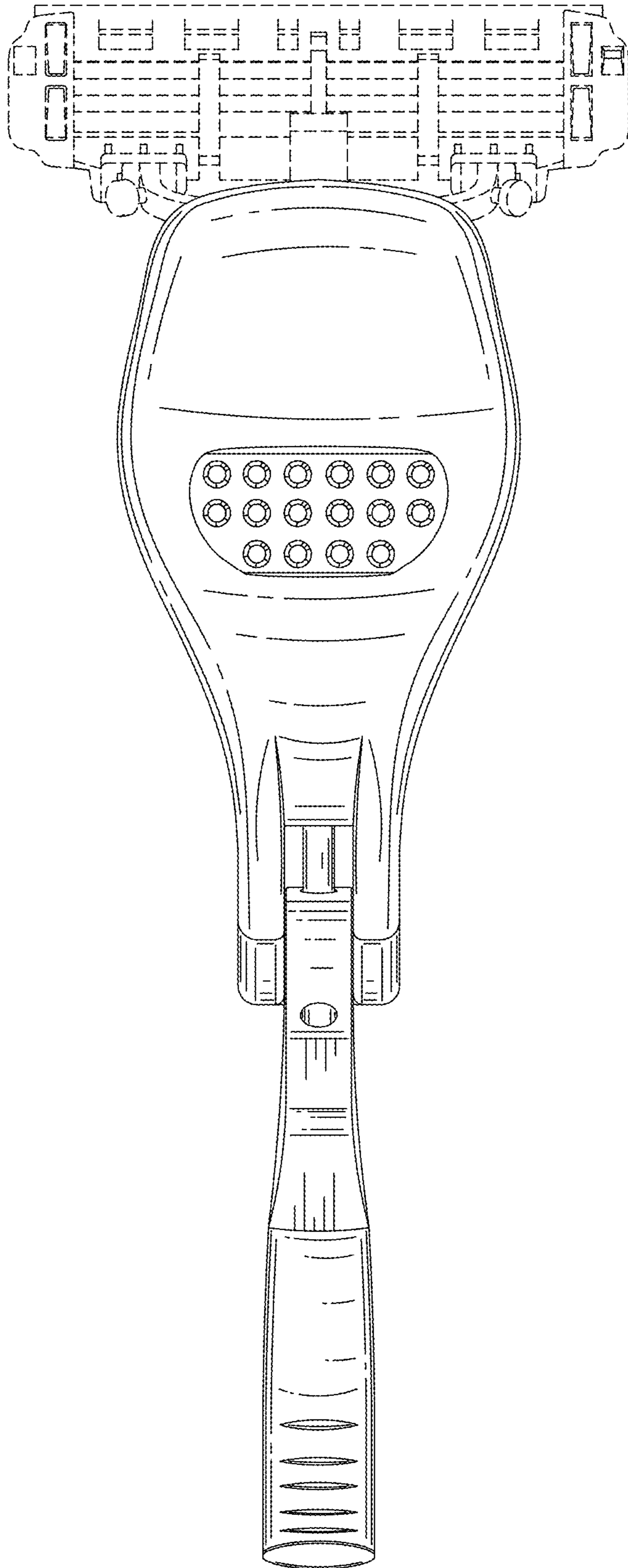


FIG. 3

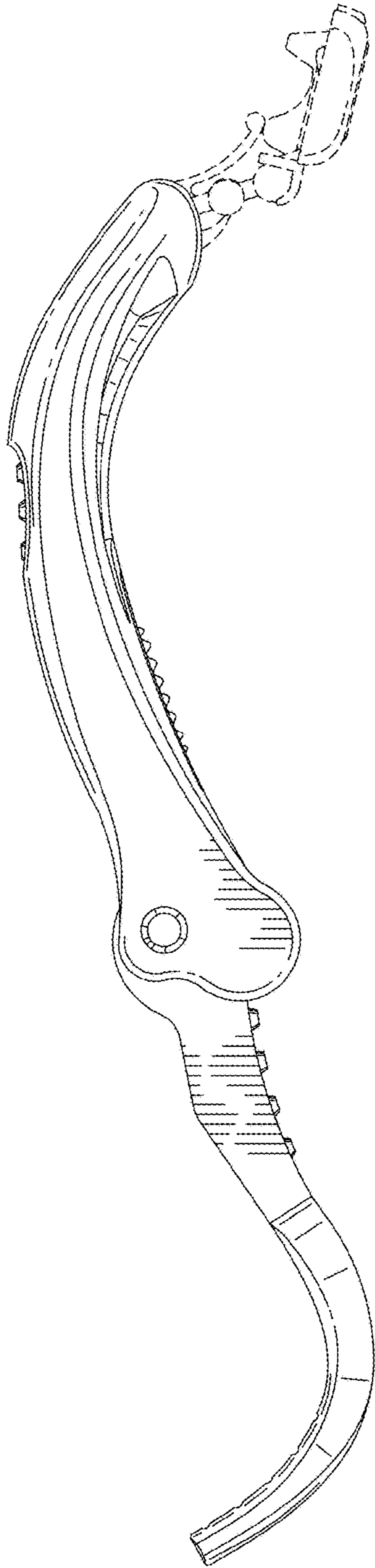


FIG. 4

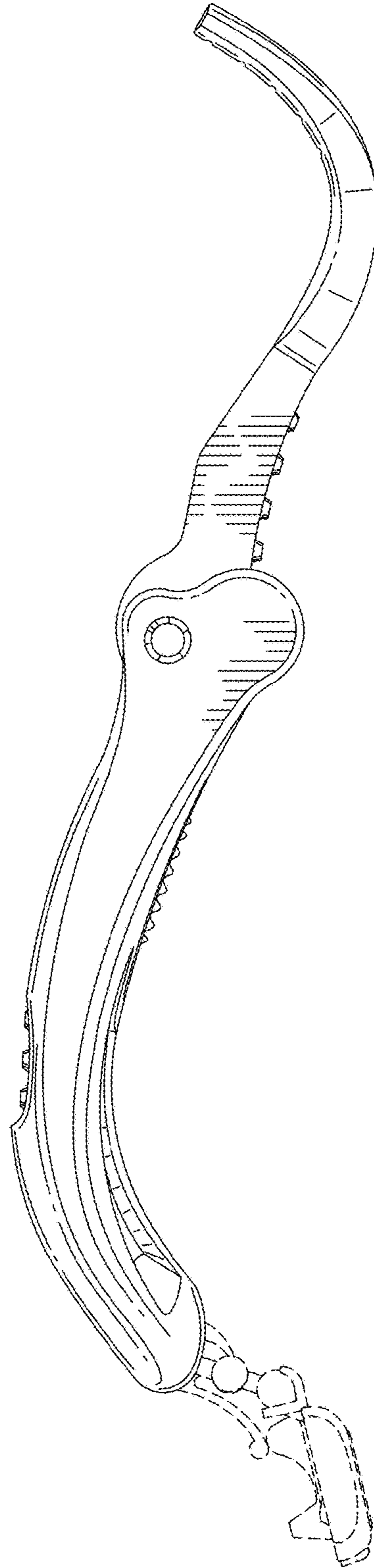


FIG. 5

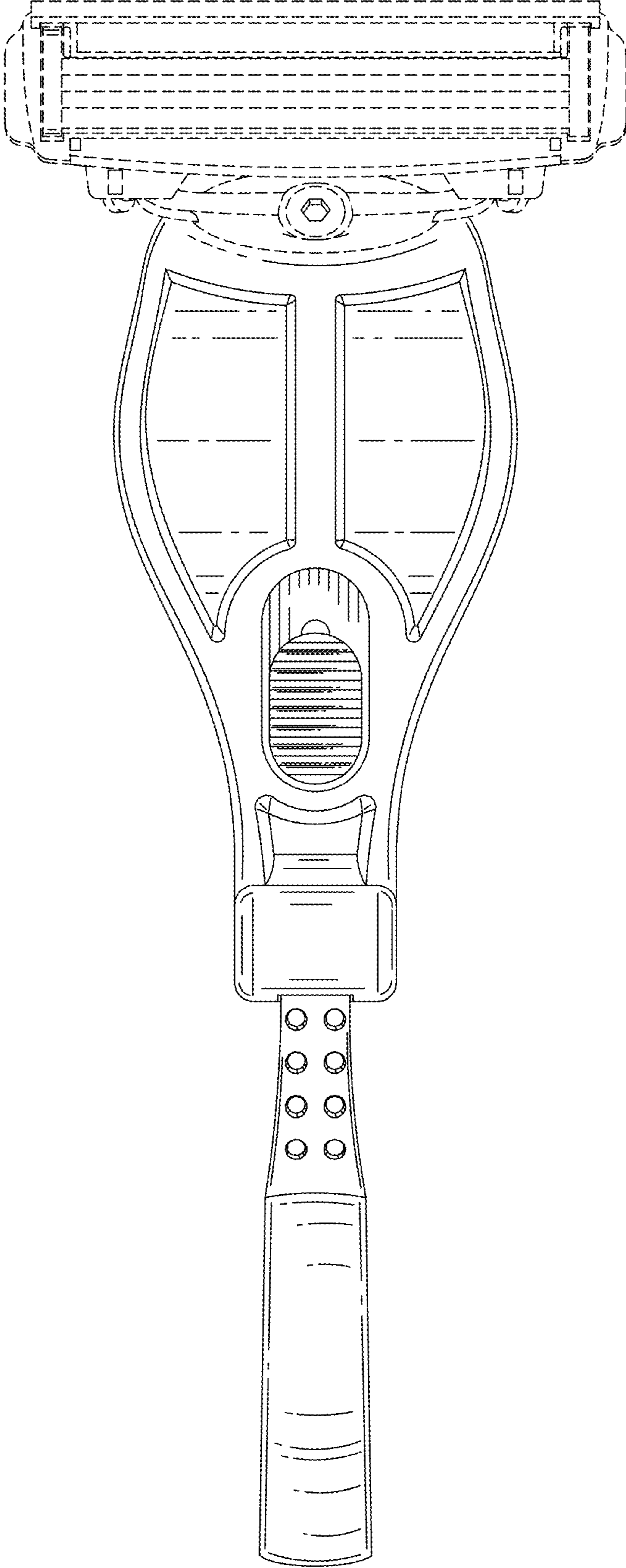


FIG. 6

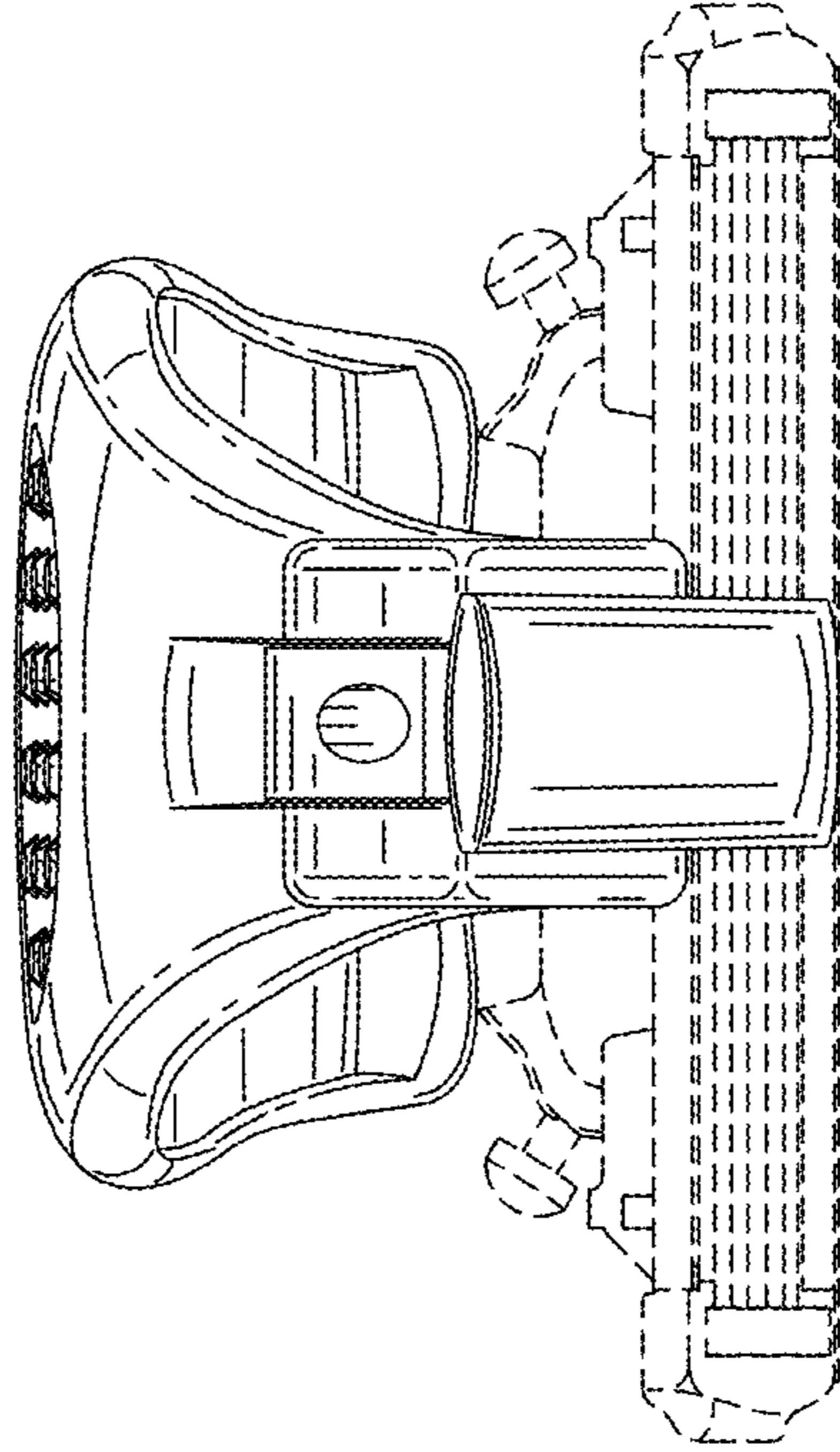


FIG. 7

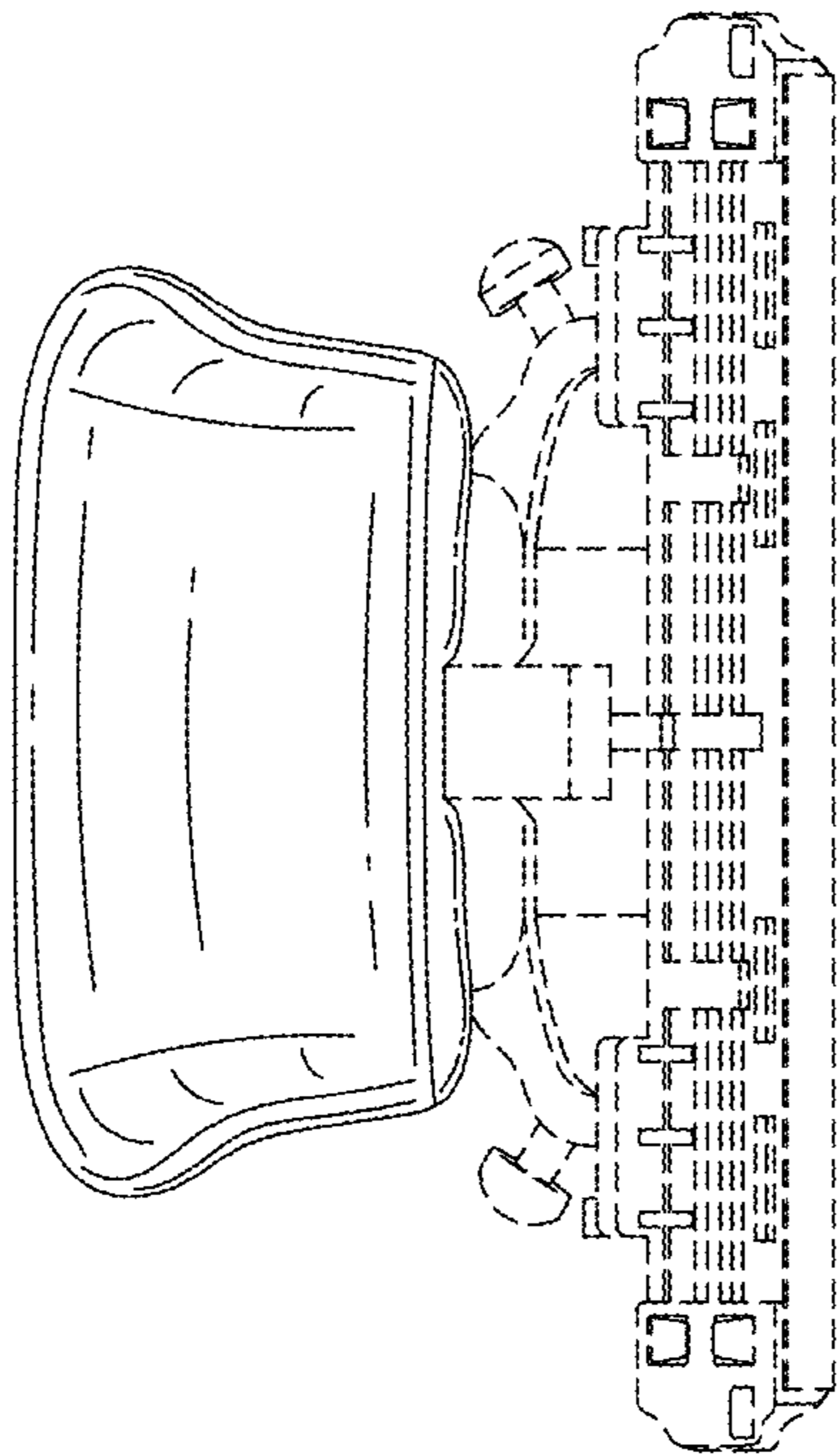


FIG. 8