



US00D783899S

(12) **United States Design Patent** (10) **Patent No.:** **US D783,899 S**
Roh (45) **Date of Patent:** **** Apr. 11, 2017**

- (54) **FALSE EYELASH DISPENSER**
- (71) Applicant: **ELC Management LLC**, Melville, NY (US)
- (72) Inventor: **Yeon Jung Roh**, Astoria, NY (US)
- (73) Assignee: **ELC Management LLC**, Melville, NY (US)
- (**) Term: **15 Years**
- (21) Appl. No.: **29/558,934**
- (22) Filed: **Mar. 23, 2016**
- (51) **LOC (10) Cl.** **28-03**
- (52) **U.S. Cl.**
USPC **D28/36; D28/10; D19/69**
- (58) **Field of Classification Search**
USPC **D28/55, 36; D19/68-69**
CPC **A41G 5/02; A41G 5/0086**
See application file for complete search history.

9,215,901 B1 * 12/2015 Schroeder A41G 5/02
 2012/0000957 A1 * 1/2012 Martinez A41G 5/02
 225/57
 2015/0181968 A1 * 7/2015 Uresti A41G 5/02
 132/286

OTHER PUBLICATIONS

Flirt Eyelash Dispenser, www.newbeauty.com, Reviewed Sep. 15, 2015, 2 pages.*

* cited by examiner

Primary Examiner — Jennifer Rivard
(74) *Attorney, Agent, or Firm* — Idris McKelvey

(57) **CLAIM**
The ornamental design for a false eyelash dispenser, substantially as shown and described.

DESCRIPTION

FIG. 1 is a top and front perspective view of my new design for a false eyelash dispenser;
 FIG. 2 is a right side elevation view of the false eyelash dispenser shown in FIG. 1;
 FIG. 3 is a left side elevation view of the false eyelash dispenser shown in FIG. 1;
 FIG. 4 is a front elevation view of the false eyelash dispenser shown in FIG. 1;
 FIG. 5 is a rear elevation view of the false eyelash dispenser shown in FIG. 1;
 FIG. 6 is a top plan view of the false eyelash dispenser shown in FIG. 1; and,
 FIG. 7 is a bottom plan view of the false eyelash dispenser shown in FIG. 1.

1 Claim, 4 Drawing Sheets

- (56) **References Cited**
U.S. PATENT DOCUMENTS
D410,955 S * 6/1999 Hoffmann D19/67
6,453,968 B1 * 9/2002 Hsu B65H 35/0033
118/257
D518,854 S * 4/2006 Paulus D19/69
D600,751 S * 9/2009 Gallay D19/69
D662,988 S * 7/2012 Cooper D19/69
D663,775 S * 7/2012 Hsu D19/69
8,424,542 B1 * 4/2013 Han A45C 11/00
132/212
D709,129 S * 7/2014 Moertl D19/69

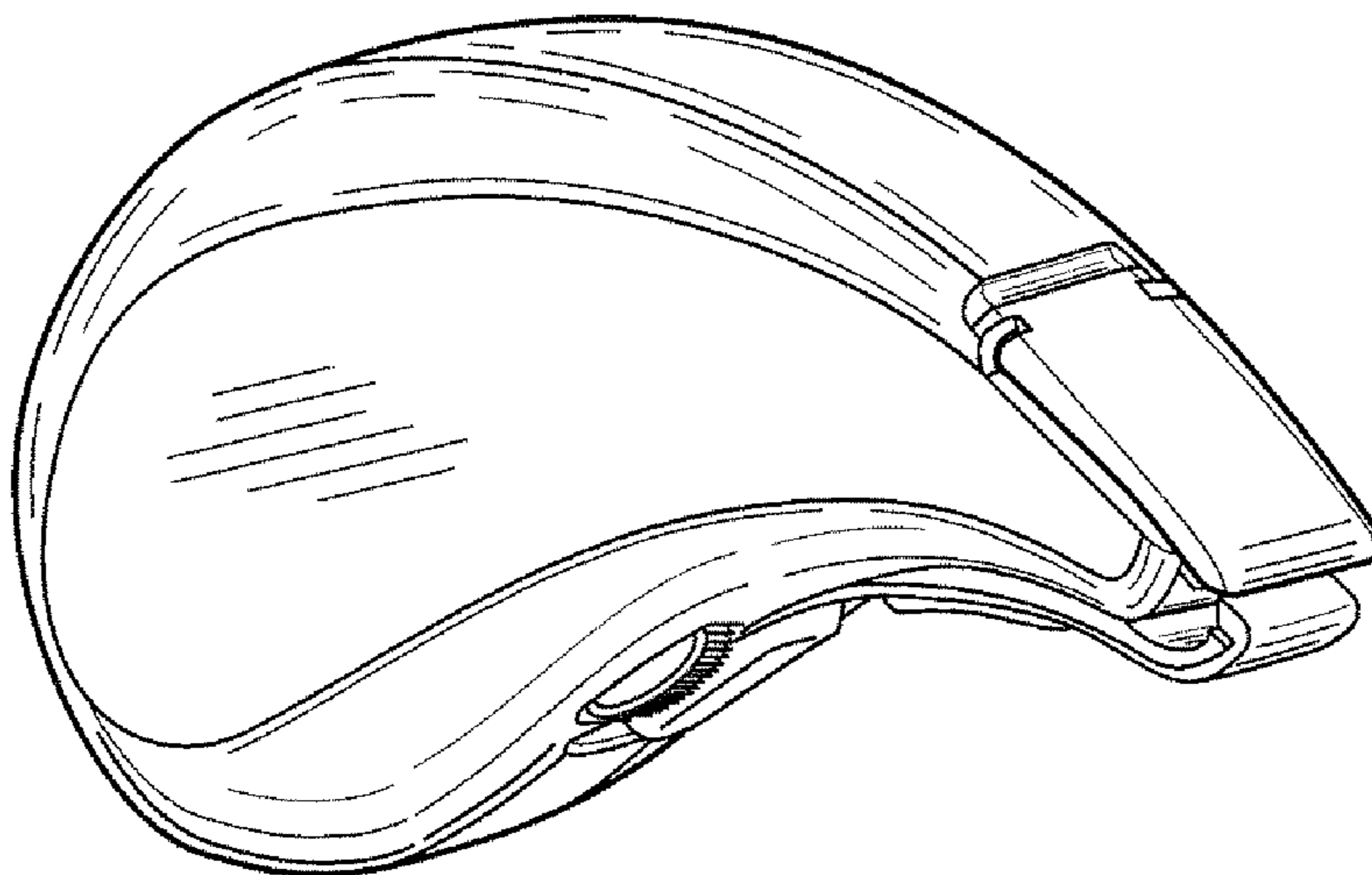


FIG. 1

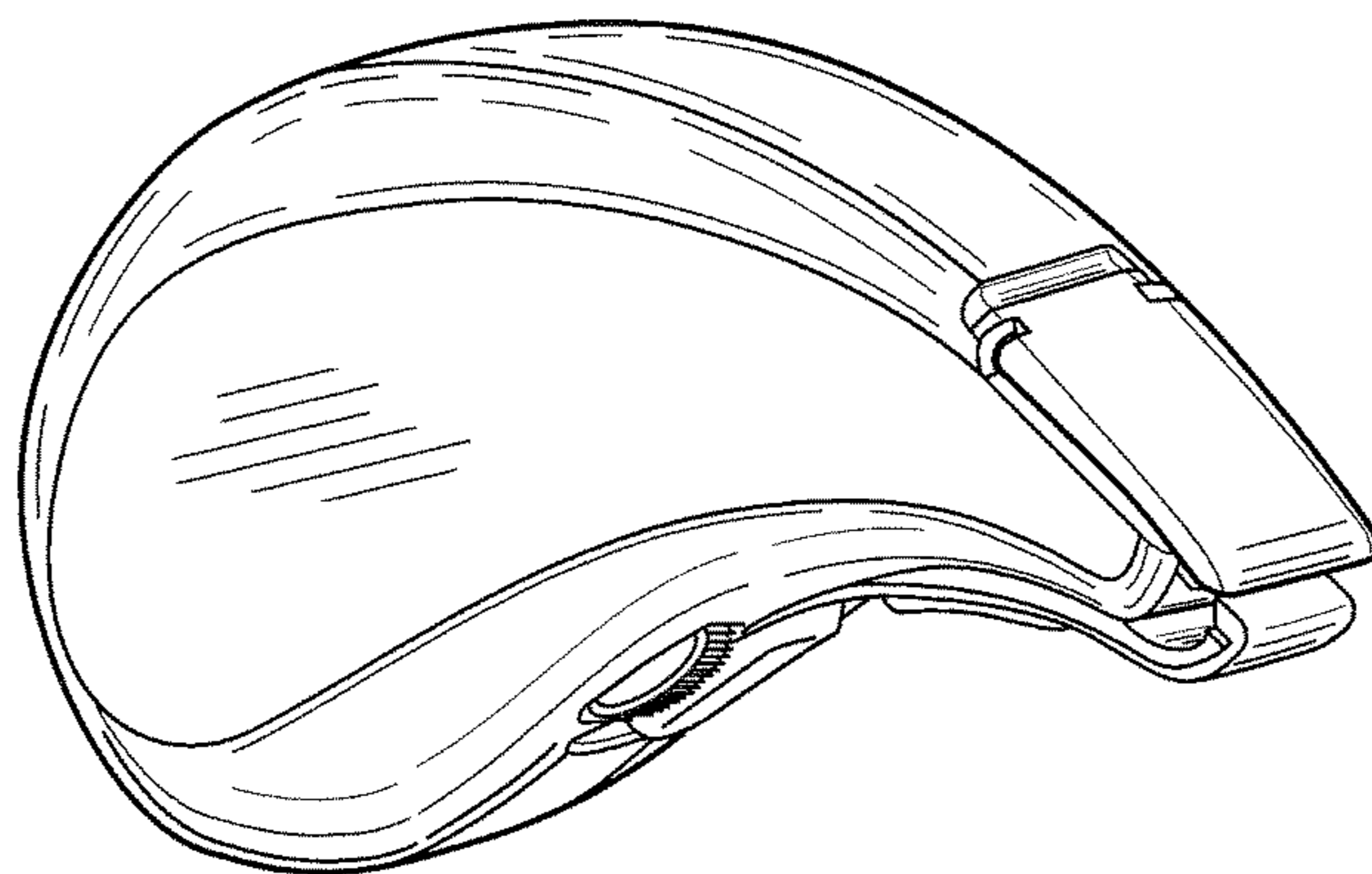


FIG. 2




FIG. 3




FIG. 4

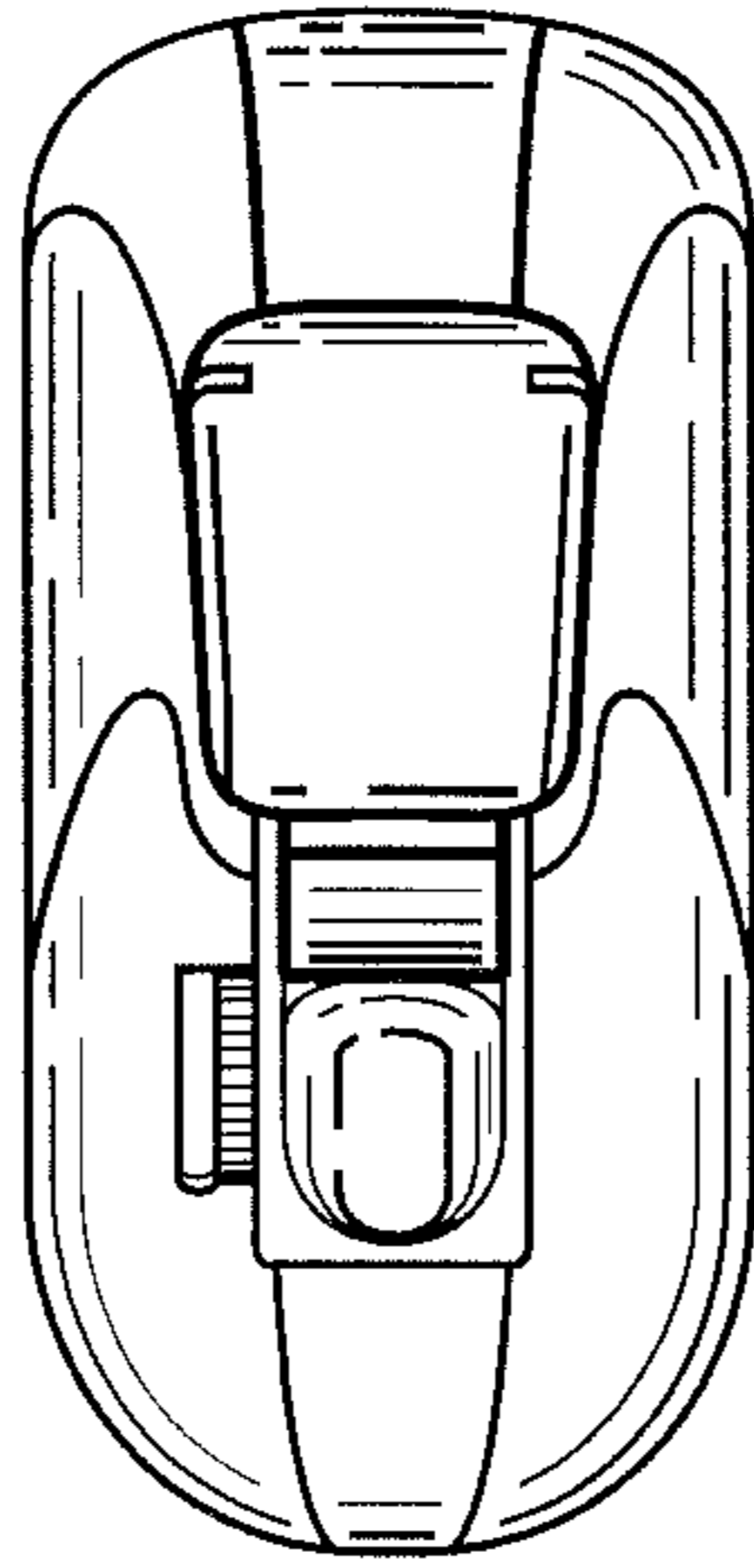


FIG. 5

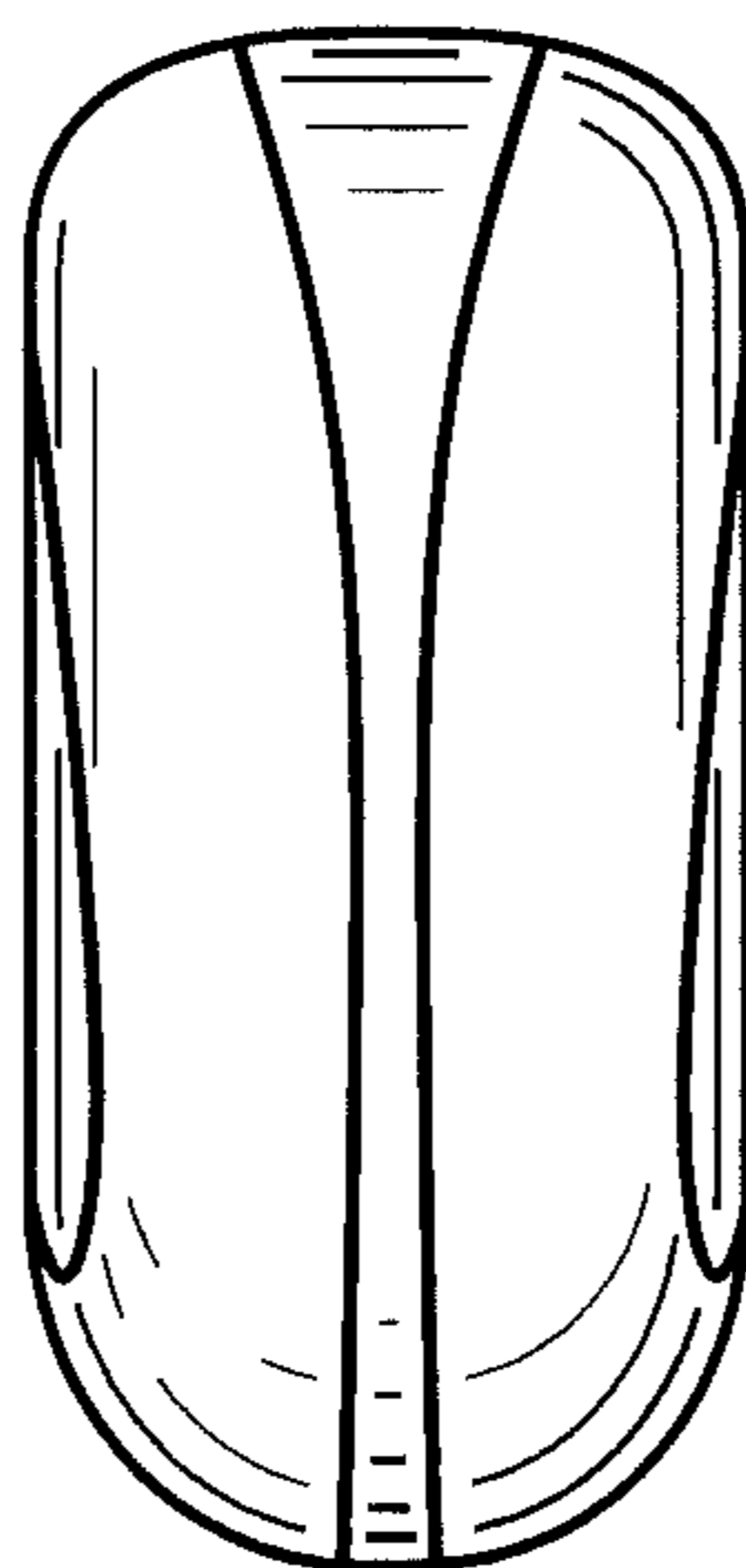


FIG. 6

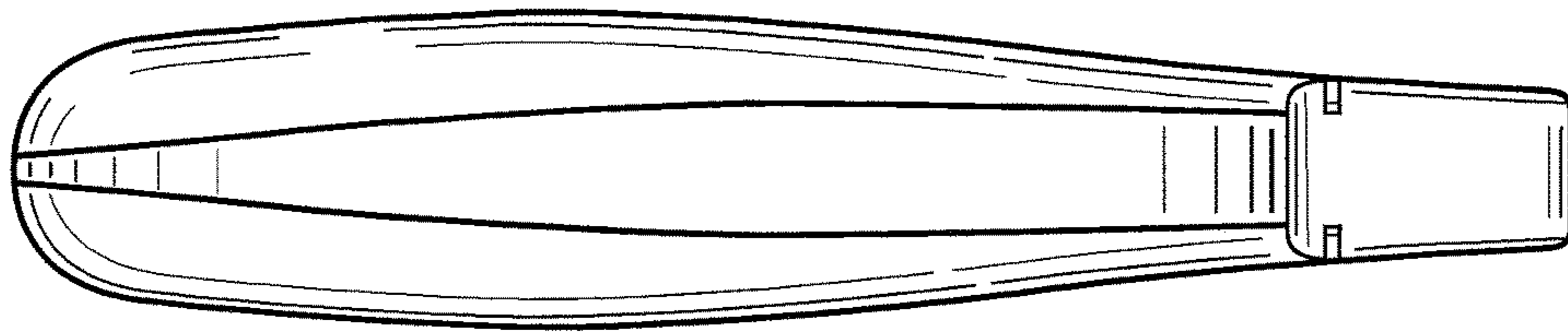


FIG. 7

