



US00D783894S

(12) **United States Design Patent**
Hatton

(10) **Patent No.:** **US D783,894 S**

(45) **Date of Patent:** **** Apr. 11, 2017**

(54) **TAIL LAMP LENS**

(71) Applicant: **Jaguar Land Rover Limited**, Whitley,
Coventry (GB)

(72) Inventor: **Adam Hatton**, Coventry (GB)

(73) Assignee: **Jaguar Land Rover Limited**, Whitley,
Coventry (GB)

(**) Term: **15 Years**

(21) Appl. No.: **29/546,815**

(22) Filed: **Nov. 25, 2015**

(30) **Foreign Application Priority Data**

Jun. 15, 2015 (EM) 002719328

(51) **LOC (10) Cl.** **26-99**

(52) **U.S. Cl.**
USPC **D26/139**

(58) **Field of Classification Search**

USPC D26/28-36, 139; 362/80-83, 267-269,
362/459-468, 475-478, 485-487

CPC F21S 48/00; F21S 48/10; F21S 48/115;
F21S 48/225; F21S 48/1233; F21S
48/1266; F21S 48/1388; F21S 48/2268;
F21V 21/04

See application file for complete search history.

(56) **References Cited**

U.S. PATENT DOCUMENTS

D538,956 S * 3/2007 Ishii D26/28
D544,614 S * 6/2007 Markefka D26/28

D561,358 S * 2/2008 Tachibana D26/28
D570,007 S * 5/2008 Hsu D26/28
D582,587 S * 12/2008 Yang D26/28
D690,852 S * 10/2013 Cooney D26/28

* cited by examiner

Primary Examiner — Marcus Jackson

(74) *Attorney, Agent, or Firm* — Wood Herron & Evans
LLP

(57) **CLAIM**

The ornamental design for a tail lamp lens, as shown and
described.

DESCRIPTION

FIG. 1 is a front right perspective view of a tail lamp lens for
a vehicle according to the present invention.

FIG. 2 is a rear left perspective view of the tail lamp lens
shown in FIG. 1.

FIG. 3 is a front view thereof.

FIG. 4 is a rear view thereof.

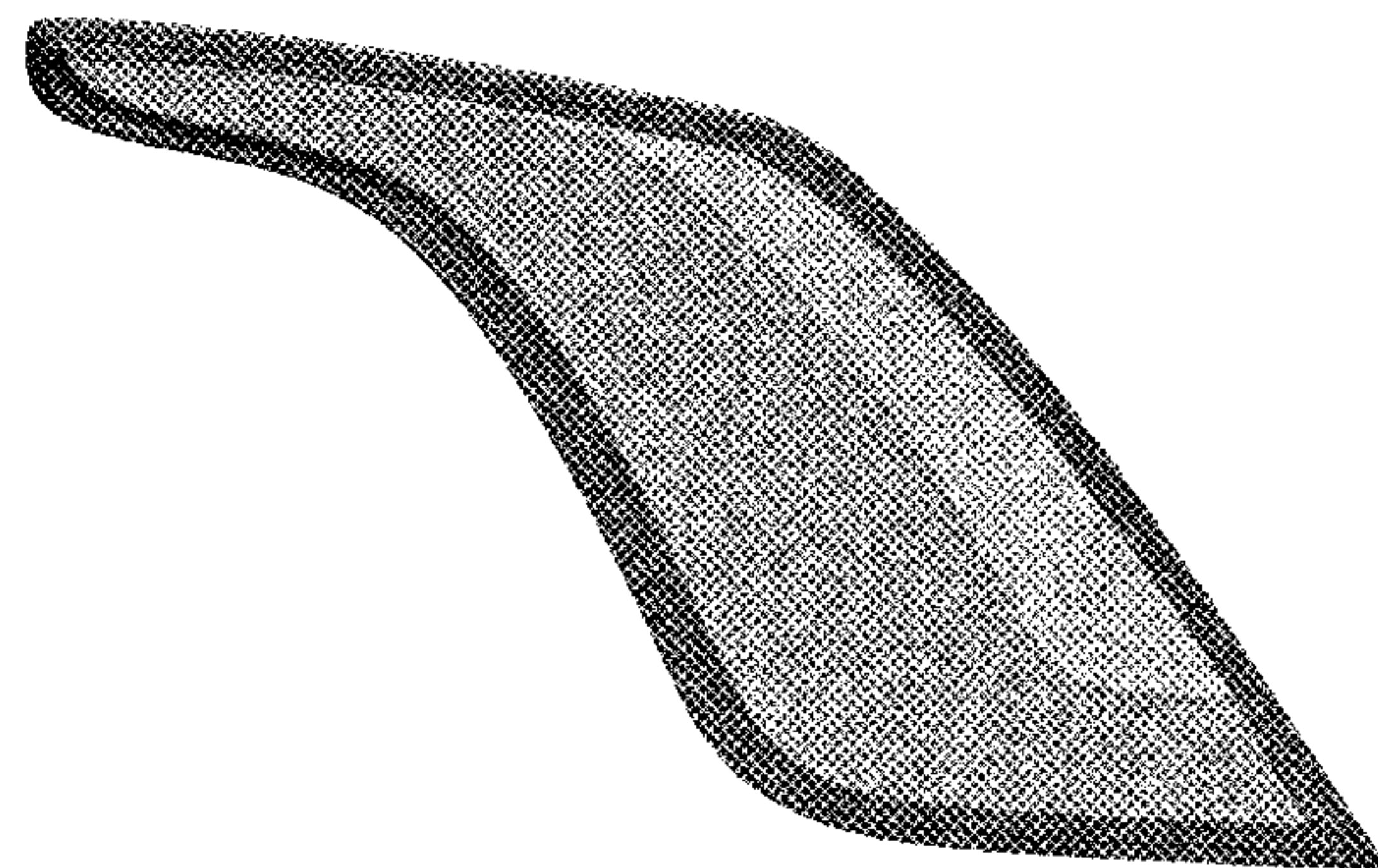
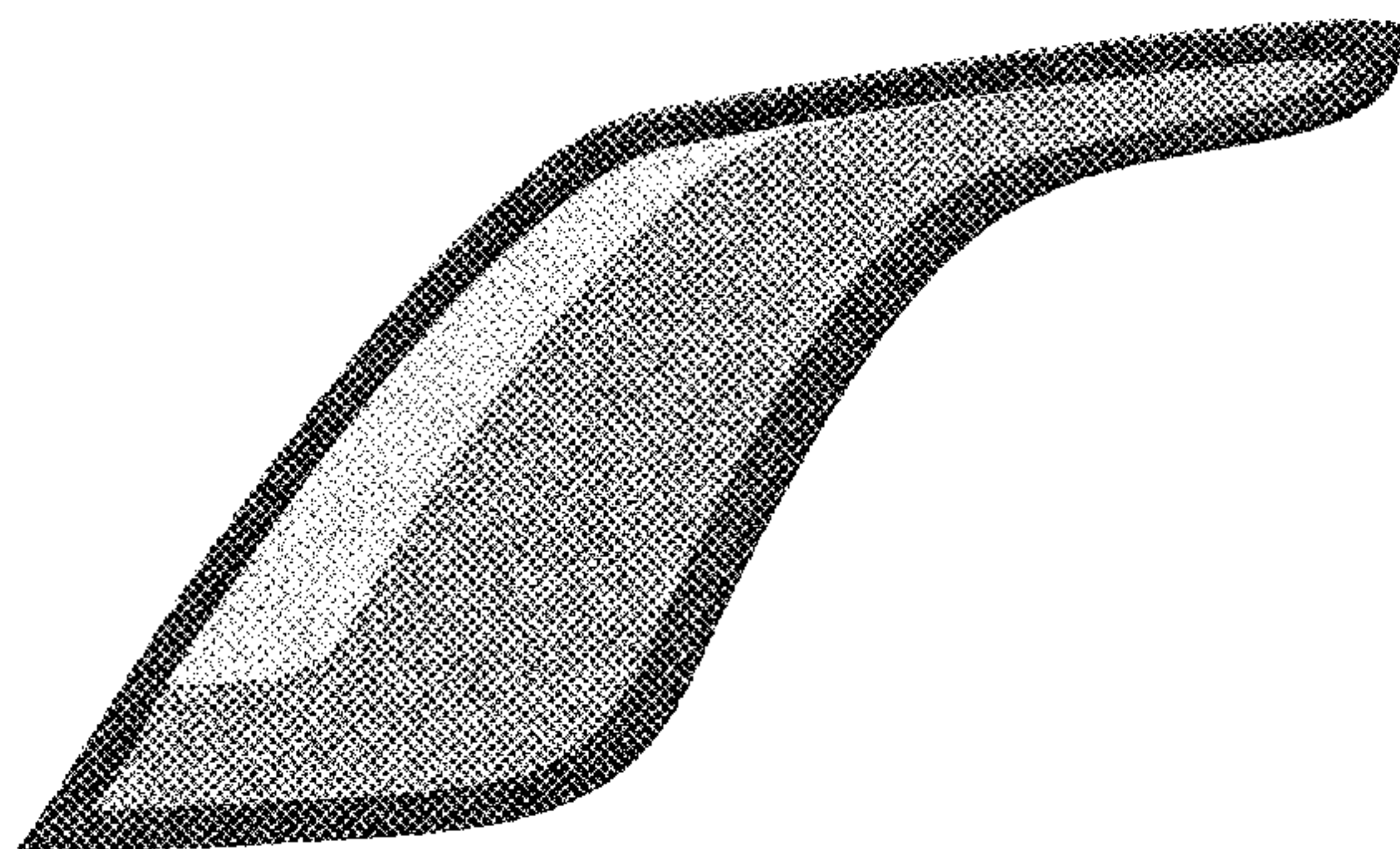
FIG. 5 is a right side view thereof.

FIG. 6 is a left view thereof.

FIG. 7 is a top view thereof; and,

FIG. 8 is a front right perspective view of the tail lamp lens
shown in FIG. 1, with the tail lamp lens shown mounted on
a vehicle that is depicted in de-emphasized and halftone
portions. These de-emphasized portions form no part of the
claimed invention. More particularly, in FIG. 8, the tail lamp
lens of the present invention is shown within the broken
lines, and any elements shown outside of the broken lines
form no part of the claimed invention, but are instead
included to show environmental aspects of the claimed
invention.

1 Claim, 5 Drawing Sheets






FIG. 1




FIG. 2




FIG. 3




FIG. 4




FIG. 5




FIG. 6




FIG. 7

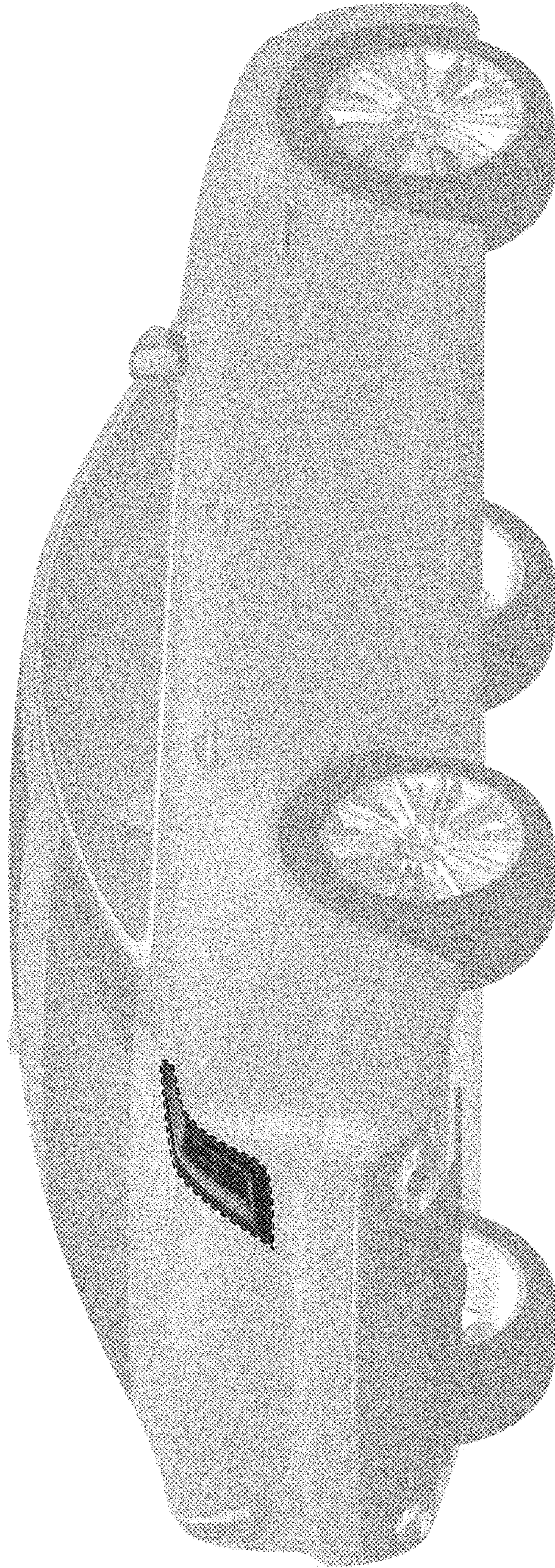


FIG. 8