



US00D783893S

(12) **United States Design Patent**
Hatton

(10) **Patent No.:** **US D783,893 S**

(45) **Date of Patent:** **** Apr. 11, 2017**

(54) **HEAD LAMP LENS**

(71) Applicant: **Jaguar Land Rover Limited**, Whitley,
Coventry (GB)

(72) Inventor: **Adam Hatton**, Coventry (GB)

(73) Assignee: **Jaguar Land Rover Limited**, Whitley,
Coventry (GB)

(**) Term: **15 Years**

(21) Appl. No.: **29/546,810**

(22) Filed: **Nov. 25, 2015**

(30) **Foreign Application Priority Data**

Jun. 15, 2015 (EM) 002719328

(51) **LOC (10) Cl.** **26-99**

(52) **U.S. Cl.**
USPC **D26/139**

(58) **Field of Classification Search**

USPC D26/28-36, 139; 362/80-83, 267-269,
362/459-468, 475-478, 485-487

CPC F21S 48/00; F21S 48/10; F21S 48/115;
F21S 48/225; F21S 48/1233; F21S
48/1266; F21S 48/1388; F21S 48/2268;
F21V 21/04

See application file for complete search history.

(56) **References Cited**

U.S. PATENT DOCUMENTS

D538,956 S * 3/2007 Ishii D26/28
D544,614 S * 6/2007 Markefka D26/28

D561,358 S * 2/2008 Tachibana D26/28
D570,007 S * 5/2008 Hsu D26/28
D582,587 S * 12/2008 Yang D26/28
D690,852 S * 10/2013 Cooney D26/28

* cited by examiner

Primary Examiner — Marcus Jackson

(74) *Attorney, Agent, or Firm* — Wood Herron & Evans
LLP

(57) **CLAIM**

The ornamental design for a head lamp lens, as shown and described.

DESCRIPTION

FIG. 1 is a front left perspective view of a head lamp lens for a vehicle according to the present invention.

FIG. 2 is a rear right perspective view of the head lamp lens shown in FIG. 1.

FIG. 3 is a front view thereof.

FIG. 4 is a rear view thereof.



FIG. 5 is a left side view thereof.

FIG. 6 is a right view thereof.

FIG. 7 is a top view thereof; and,

FIG. 8 is a front left perspective view of the head lamp lens shown in FIG. 1, with the head lamp lens shown mounted on a vehicle that is depicted in de-emphasized and halftone portions. These de-emphasized portions form no part of the claimed invention. More particularly, in FIG. 8, the head lamp lens of the present invention is shown within the broken lines, and any elements shown outside of the broken lines form no part of the claimed invention, but are instead included to show environmental aspects of the claimed invention.

1 Claim, 5 Drawing Sheets






FIG. 1




FIG. 2




FIG. 3




FIG. 4




FIG. 5




FIG. 6




FIG. 7




FIG. 8