



US00D783886S

(12) **United States Design Patent**
Adams

(10) **Patent No.:** **US D783,886 S**

(45) **Date of Patent:** **** Apr. 11, 2017**

(54) **STRUCTURAL FRAME FOR A LAMP OR THE LIKE**

D544,637 S * 6/2007 McMinn D26/118
D675,368 S * 1/2013 Leonard D26/118
D751,749 S * 3/2016 Lovegrove D26/93

(71) Applicant: **Brian Michael Adams**, Bellbrook, OH (US)

* cited by examiner

(72) Inventor: **Brian Michael Adams**, Bellbrook, OH (US)

Primary Examiner — Brian N Vinson

(74) *Attorney, Agent, or Firm* — Dinsmore & Shohl LLP

(**) Term: **14 Years**

(57) **CLAIM**

The ornamental design for a structural frame for a lamp or the like, as shown and described.

(21) Appl. No.: **29/524,973**

DESCRIPTION

(22) Filed: **Apr. 24, 2015**

(51) **LOC (10) Cl.** **26-03**

(52) **U.S. Cl.**
USPC **D26/118**

(58) **Field of Classification Search**
USPC D26/1, 24, 67, 93-94, 104-110, 95, 101, D26/112, 118
CPC .. F21Y 2103/00; F21Y 2101/02; F21V 15/00; F21V 25/00
See application file for complete search history.

FIG. 1 is a front and top isometric view of a structural frame for a lamp or the like showing my new design, with the rear and bottom being mirror images of that shown;
FIG. 2 is a front elevational view thereof, with the rear elevational view being a mirror image of that shown;
FIG. 3 is a right side elevational view thereof, with the left side being a mirror image of that shown;
FIG. 4 is a top plan view thereof, with the bottom being a mirror image of that shown;
FIG. 5 is an additional front and top isometric view thereof;
FIG. 6 is an additional front elevational view thereof;
FIG. 7 is an additional right side elevational view thereof; and,
FIG. 8 is an additional top plan view thereof.


The broken line disclosure of lamp hardware in the views is shown for illustrative purposes only and forms no part of the claimed design.

(56) **References Cited**

U.S. PATENT DOCUMENTS

D186,618 S * 11/1959 Haywood D26/110
D188,734 S * 8/1960 Jacobs D26/93
D225,941 S * 1/1973 Duern D26/110
D309,993 S * 8/1990 Miklos D26/110
D505,745 S * 5/2005 Fisher D26/110

1 Claim, 8 Drawing Sheets






FIG. 1




FIG. 2




FIG. 3

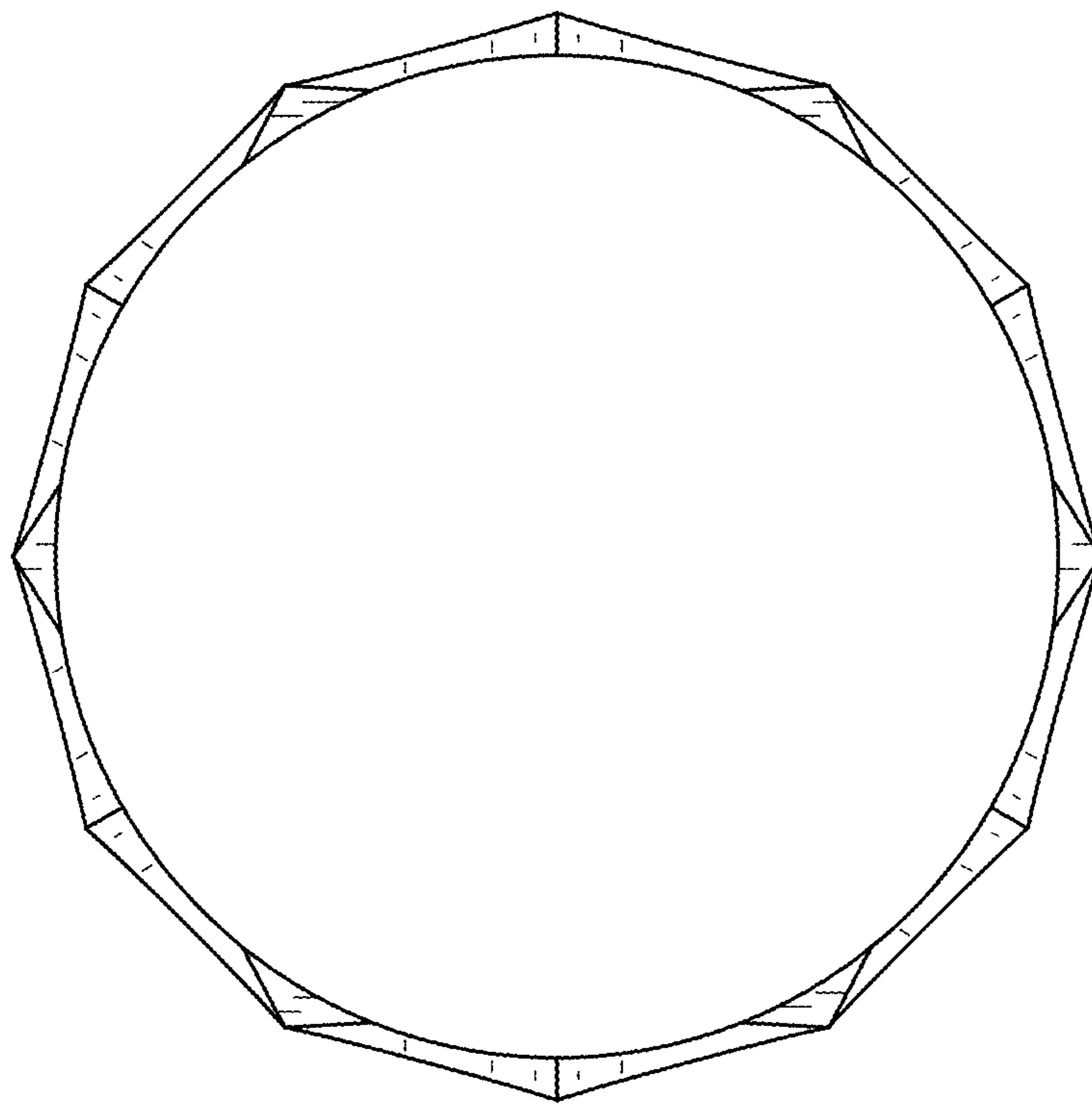


FIG. 4




FIG. 5

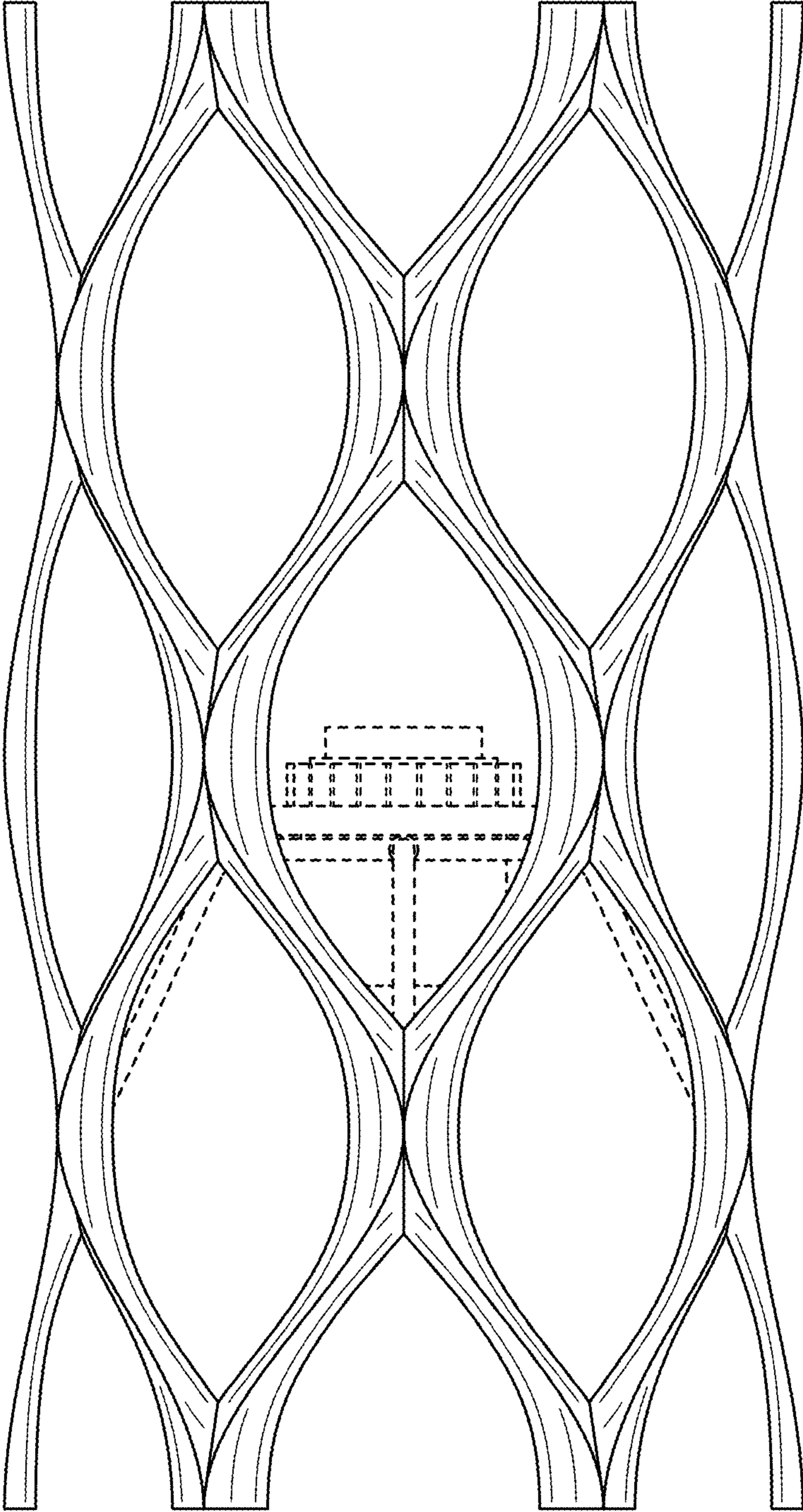


FIG. 6

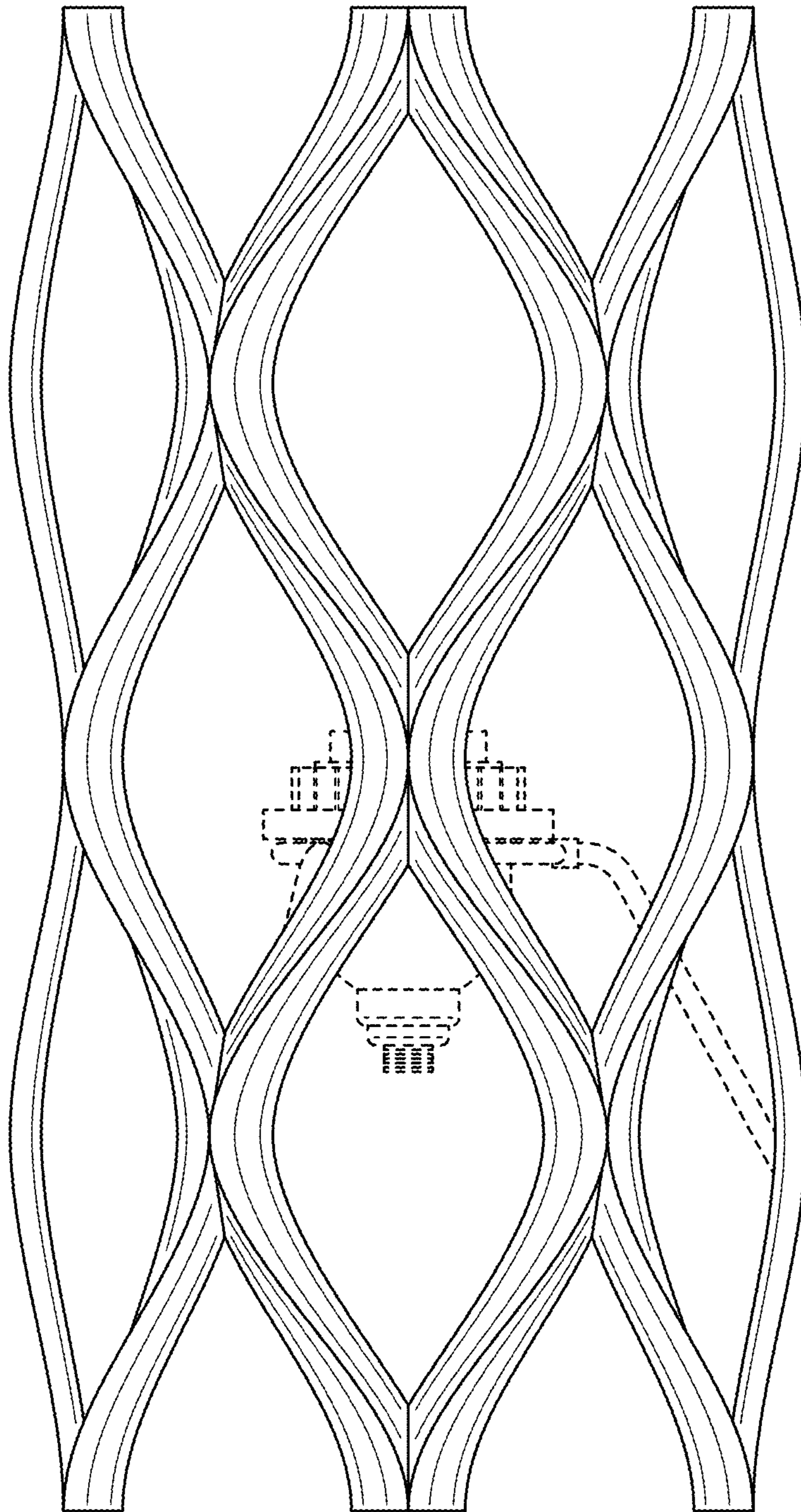


FIG. 7

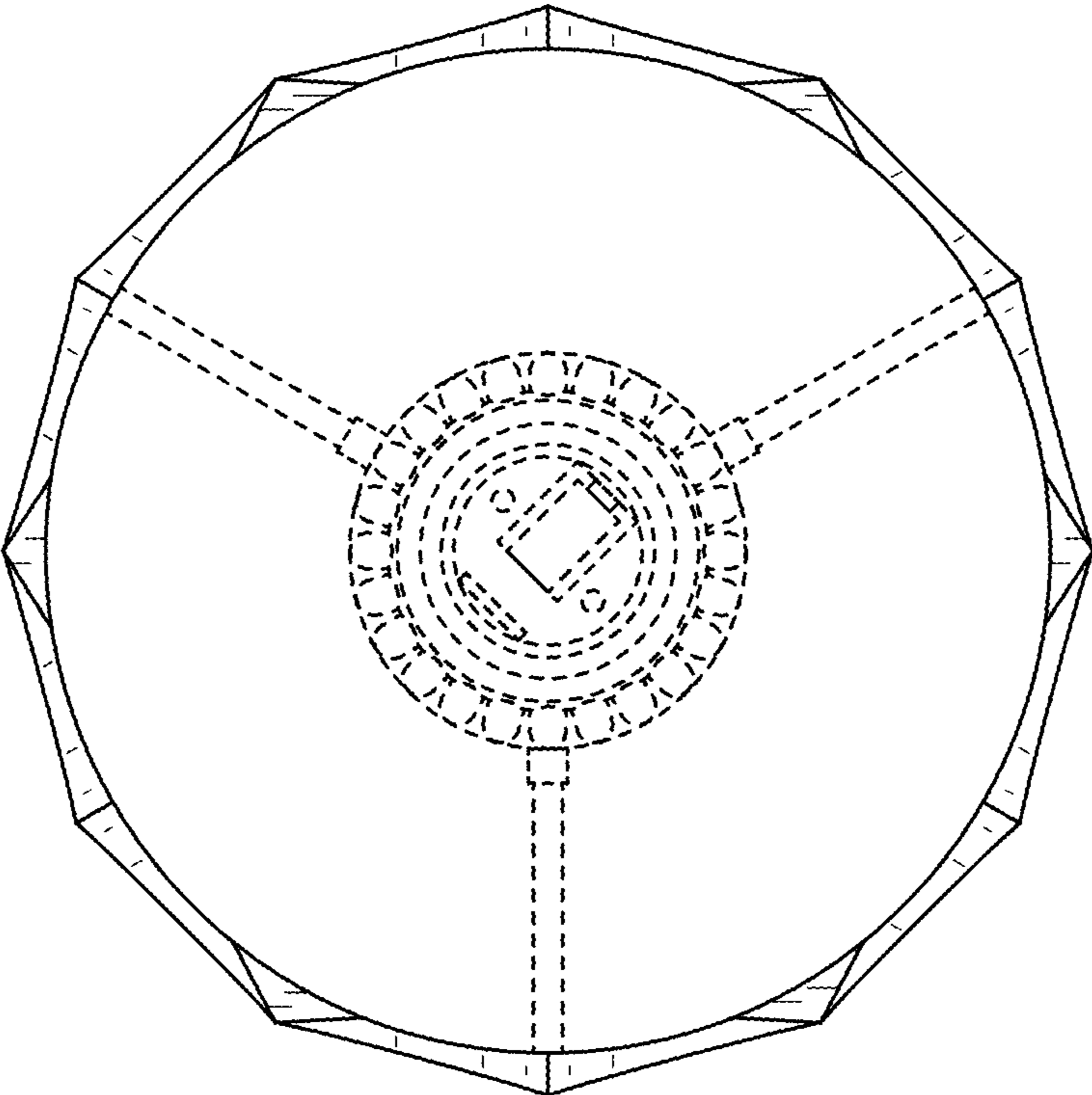


FIG. 8