



US00D783879S

(12) **United States Design Patent**  
**Dolan**

(10) **Patent No.:** **US D783,879 S**  
(45) **Date of Patent:** **\*\* Apr. 11, 2017**

(54) **LIGHT FIXTURE**

(71) Applicant: **Patrick S Dolan**, Portland, OR (US)

(72) Inventor: **Patrick S Dolan**, Portland, OR (US)

(\*\*) Term: **15 Years**

(21) Appl. No.: **29/505,726**

(22) Filed: **Jan. 19, 2016**

(51) **LOC (10) Cl.** ..... **26-03**

(52) **U.S. Cl.**  
USPC ..... **D26/85**

(58) **Field of Classification Search**  
USPC ..... D26/72, 85, 86, 87, 118, 120, 141, 145,  
D26/155  
CPC .... F21S 8/03; F21S 8/035; F21S 8/036; F21S  
8/037; F21V 1/146; F21V 3/0409; F21V  
7/043; F21V 7/05; F21V 7/06  
See application file for complete search history.

(56) **References Cited**

**U.S. PATENT DOCUMENTS**

D162,345 S *	3/1951	Roney .....	D26/85
2,824,216 A *	2/1958	Brennan .....	F21V 1/00 362/311.03
D341,439 S *	11/1993	Herst .....	D26/76
D349,358 S *	8/1994	Herst .....	D26/76
D445,943 S *	7/2001	Littman .....	D26/87
D448,106 S *	9/2001	Lin .....	D26/87
D456,932 S *	5/2002	Crosby .....	D26/85
D550,390 S *	9/2007	Chandler .....	D26/87
D568,525 S *	5/2008	Chandler .....	D26/85

D568,526 S *	5/2008	Chandler .....	D26/85
D713,088 S *	9/2014	Kitts .....	D26/85
D744,691 S *	12/2015	Kitts .....	D26/85
D765,300 S *	8/2016	Couture .....	D26/85

**OTHER PUBLICATIONS**

Mission Mosaic wall sconce model No. 30-7621-17-F204 from p. 29 of the Hubbardton Forge 2007 catalog. (2 pages includes cover of catalog).\*

As seen on www.destinationlighting.com Troy Lighting Model BL3341SA Jan. 16, 2016.

Kichler Lighting Cleveland, OH Catalog K114, 2014 Model 6048AZ p. 602.

\* cited by examiner

*Primary Examiner* — Clare E Heflin

(57) **CLAIM**

The ornamental design for a light fixture, as shown and described.

**DESCRIPTION**

FIG. 1 is a front elevation view of a light fixture showing the new design;

FIG. 2 is a side elevation view thereof, the opposite side being a mirror image of that shown;


FIG. 3 is a top plan view thereof;

FIG. 4 is a bottom plan view thereof; and,

FIG. 5 is a perspective view thereof.

The broken lines in the drawing depict parts of the light fixture that form no part of the claimed design.

**1 Claim, 5 Drawing Sheets**






FIG. 1

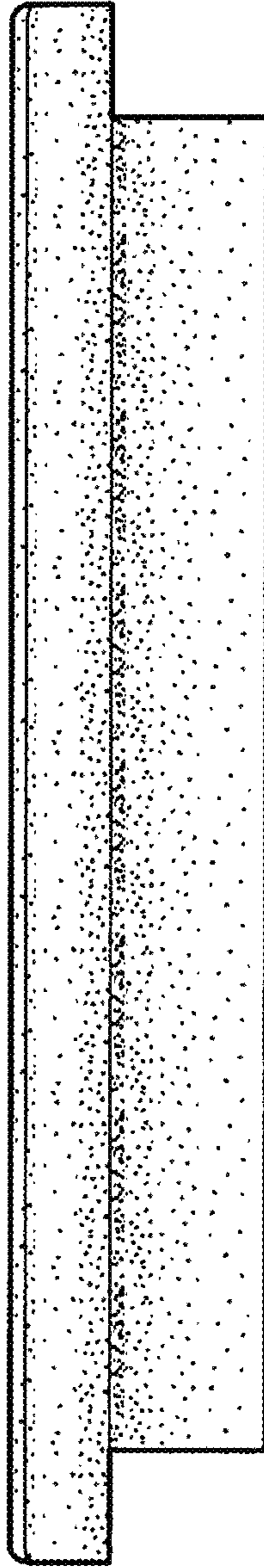


FIG. 2




FIG. 3

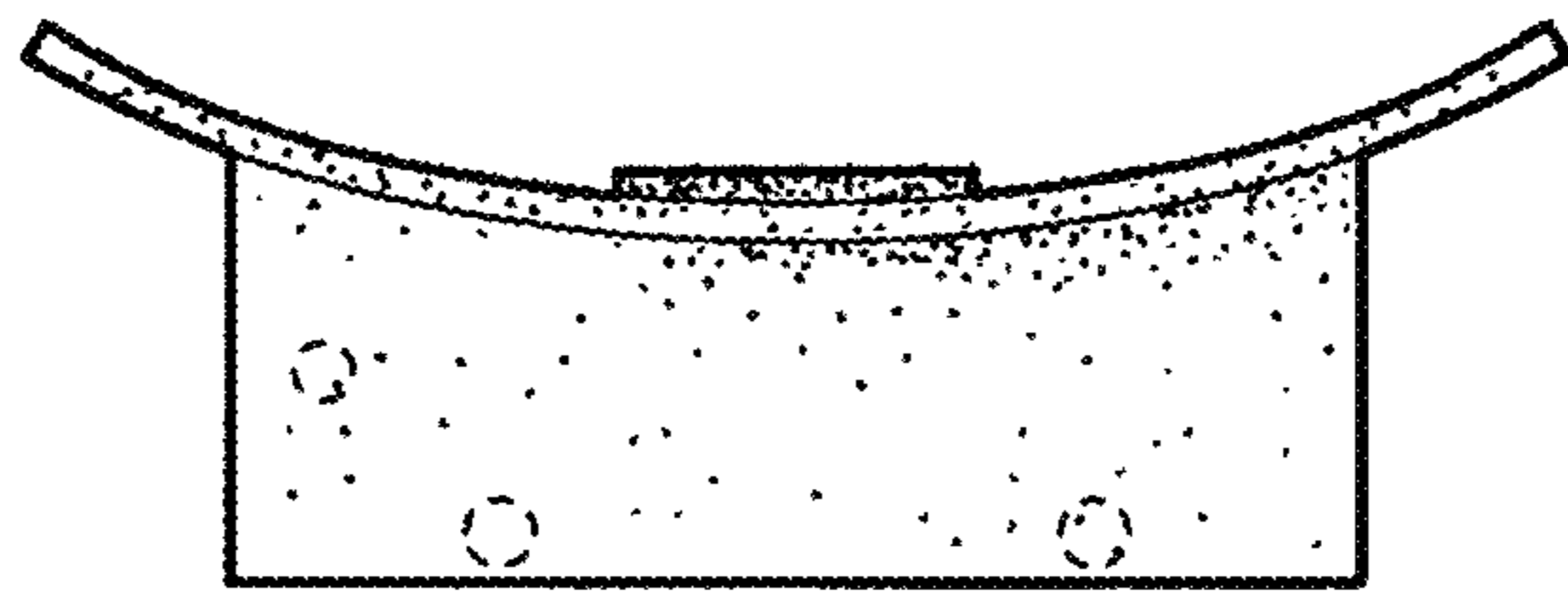


FIG. 4




FIG. 5