



US00D783877S

(12) **United States Design Patent**  
**Liu**

(10) **Patent No.:** **US D783,877 S**  
(45) **Date of Patent:** **\*\* Apr. 11, 2017**

(54) **LAMP**

(71) Applicant: **Chia-Ming Liu**, Douliou (TW)

(72) Inventor: **Chia-Ming Liu**, Douliou (TW)

(\*\*) Term: **15 Years**

(21) Appl. No.: **29/550,129**

(22) Filed: **Dec. 30, 2015**

(51) **LOC (10) Cl.** ..... **26-03**

(52) **U.S. Cl.**  
USPC ..... **D26/76**

(58) **Field of Classification Search**  
USPC ... D26/3, 24, 35, 39, 42, 71, 72, 75, 76, 78,  
D26/79, 80, 81, 82, 83, 85, 88, 90, 118,  
D26/119, 120, 121, 122, 138  
CPC .... F21S 2/00; F21S 4/00; F21S 4/003-4/008;  
F21S 6/00; F21S 8/00; F21S  
8/024-8/026; F21S 8/031; F21S 8/033;  
F21S 8/035-8/037; F21S 8/04-8/043;  
F21S 8/063  
See application file for complete search history.

(56) **References Cited**

**U.S. PATENT DOCUMENTS**

D356,647 S \* 3/1995 Jung ..... D26/24  
D459,516 S \* 6/2002 Demers ..... D26/75

D608,043 S \* 1/2010 Ko ..... D26/72  
D646,003 S \* 9/2011 Wang ..... D26/24  
D671,254 S \* 11/2012 Miyatake ..... D26/75  
D693,048 S \* 11/2013 Ng ..... D26/76  
D695,942 S \* 12/2013 Ng ..... D26/75  
D709,636 S \* 7/2014 Murata ..... D26/72  
D754,902 S \* 4/2016 Parker ..... D26/76

\* cited by examiner

*Primary Examiner* — Brian N Vinson

(74) *Attorney, Agent, or Firm* — Hamre, Schumann,  
Mueller & Larson, P.C.

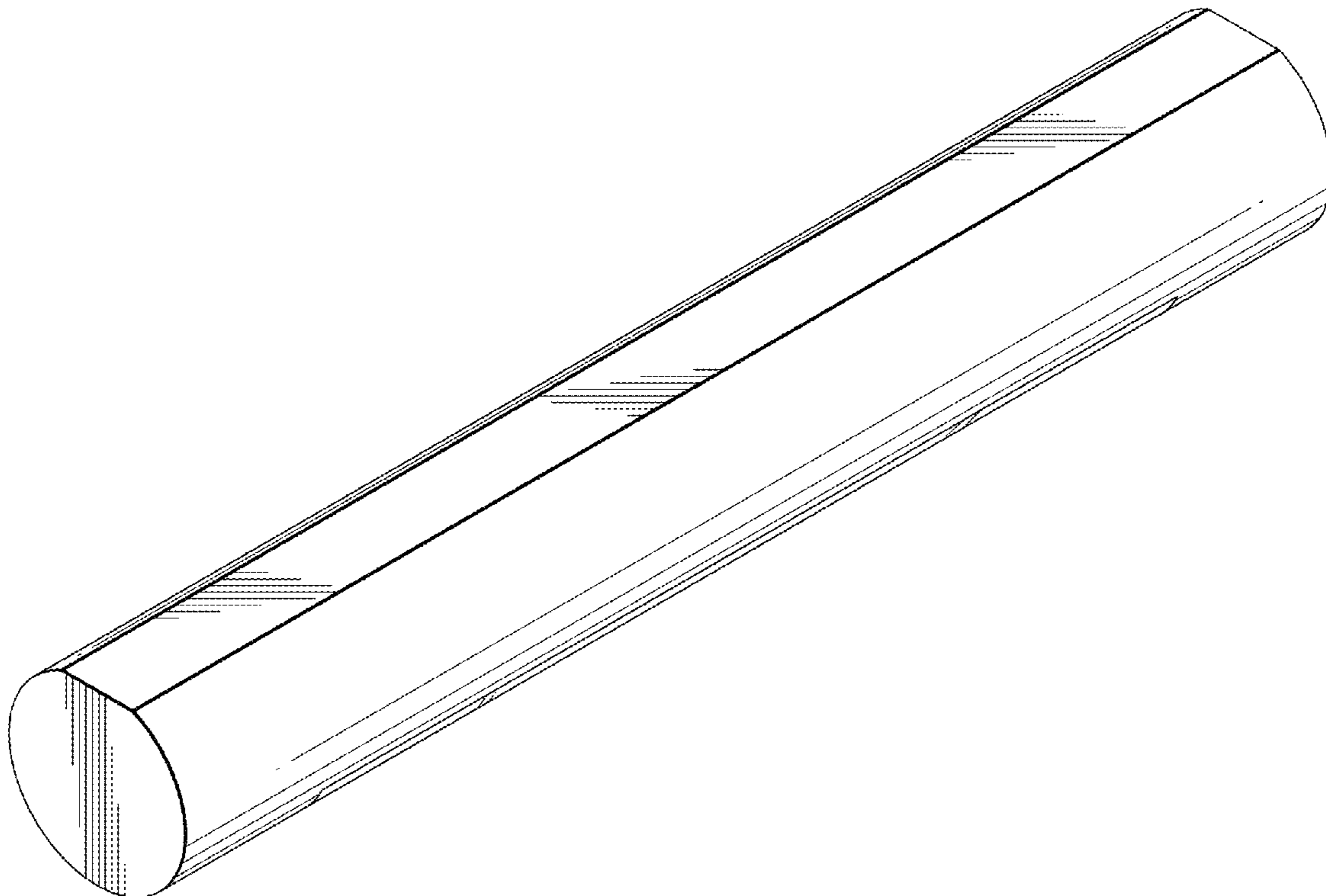
(57) **CLAIM**

The ornamental design for a lamp, as shown and described.

**DESCRIPTION**

FIG. 1 is a perspective view of the lamp showing my new design;  
FIG. 2 is a front elevational view thereof;  
FIG. 3 is a rear elevational view thereof;  
FIG. 4 is a left side elevational view thereof;  
FIG. 5 is a right side elevational view thereof;  
FIG. 6 is a top plan view thereof; and,  
FIG. 7 is a bottom plan view thereof.

**1 Claim, 6 Drawing Sheets**



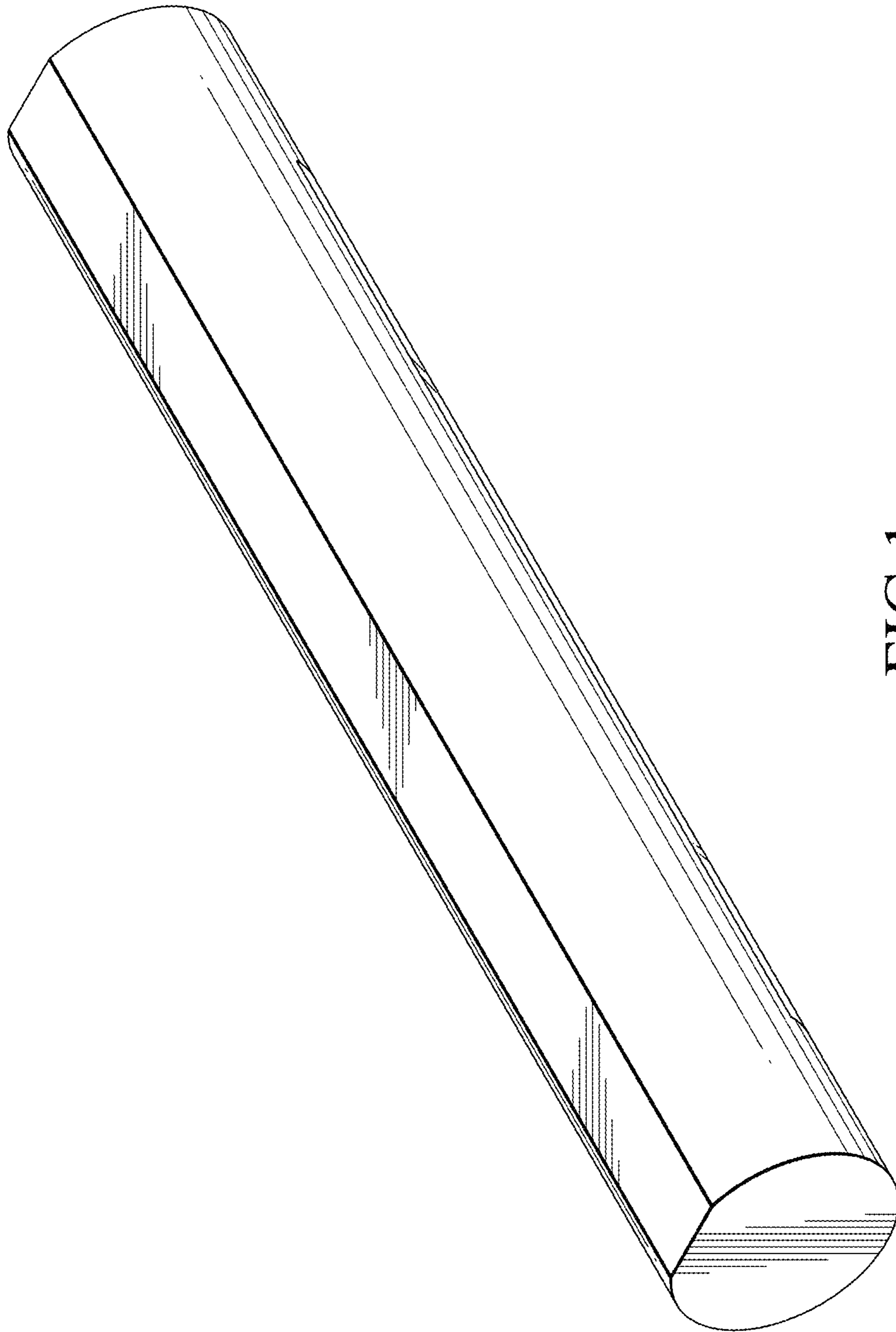


FIG. 1




FIG.2




FIG.3

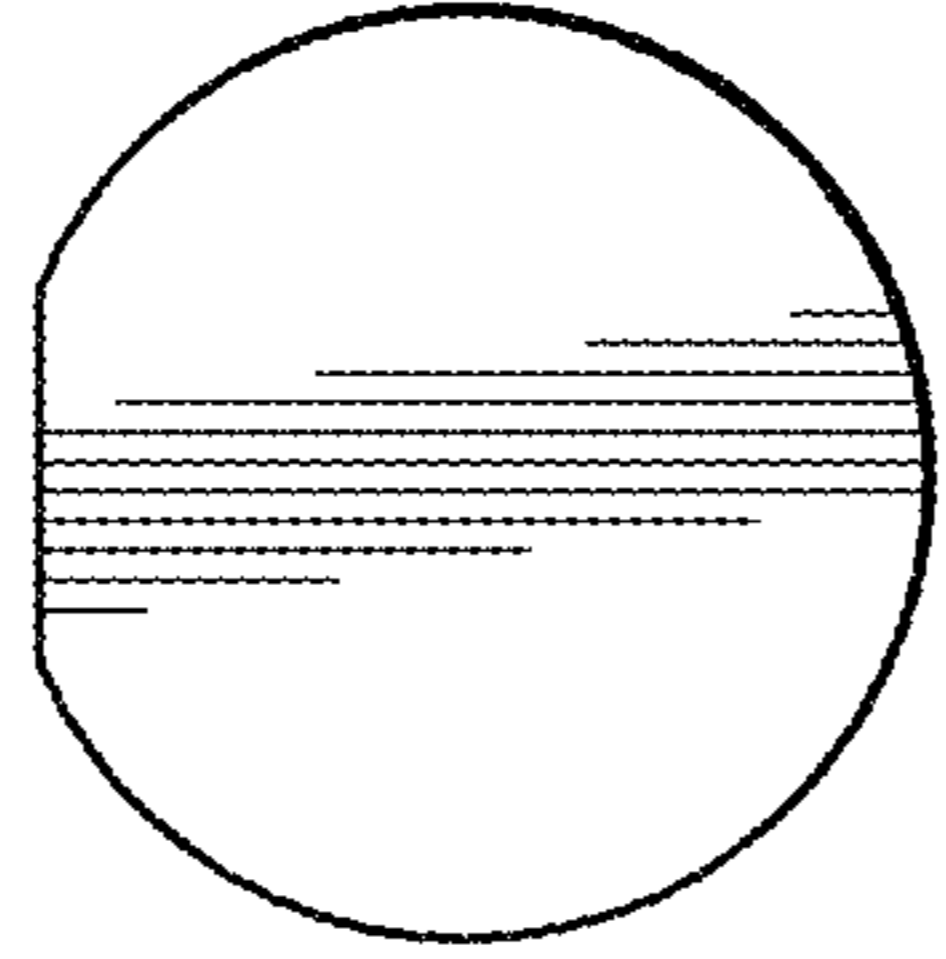


FIG. 5

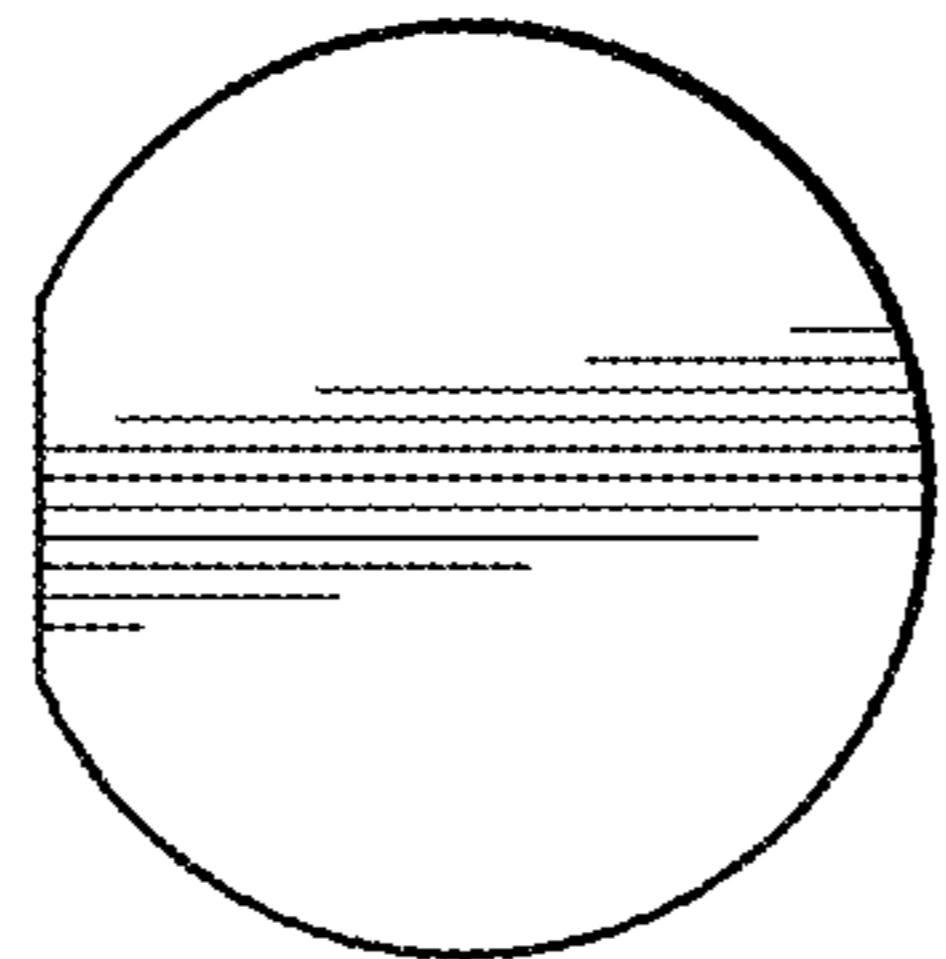


FIG. 4

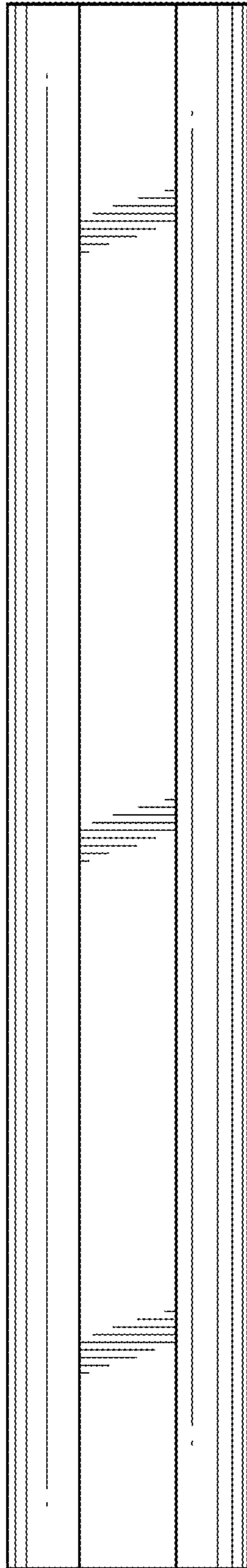


FIG.6

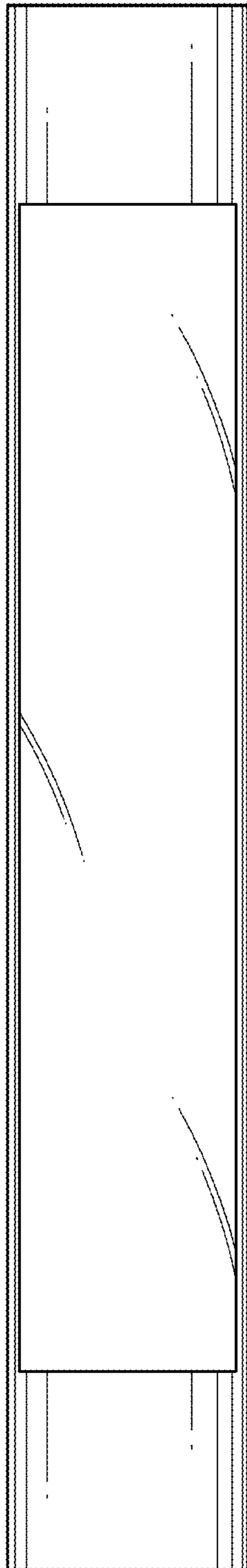


FIG. 7