



US00D783875S

(12) **United States Design Patent**
Kaoh

(10) **Patent No.:** **US D783,875 S**

(45) **Date of Patent:** **** Apr. 11, 2017**

(54) **STREET LIGHT**

(71) Applicant: **Andy K. F. Kaoh**, Costa Mesa, CA
(US)

(72) Inventor: **Andy K. F. Kaoh**, Costa Mesa, CA
(US)

(**) Term: **15 Years**

(21) Appl. No.: **29/534,418**

(22) Filed: **Jul. 28, 2015**

(51) **LOC (10) Cl.** **26-05**

(52) **U.S. Cl.**
USPC **D26/71**

(58) **Field of Classification Search**
USPC D26/63, 67-72, 92
CPC F21S 8/08; F21S 8/085; F21S 8/086; F21S
8/088; F21W 2111/02; F21W 2131/103;
F21W 2131/107

See application file for complete search history.

(56) **References Cited**

U.S. PATENT DOCUMENTS

D572,857 S *	7/2008	Kauffman	D26/71
7,420,811 B2 *	9/2008	Chan	F21V 29/004 361/707
D580,582 S *	11/2008	Fan	D26/71
D599,940 S *	9/2009	Zheng	D26/71
D608,927 S *	1/2010	Hsu	D26/71
D614,791 S *	4/2010	Nibaldi	D26/71
D622,433 S *	8/2010	Waters	D26/71
8,007,142 B2 *	8/2011	Ku	F21V 21/116 248/125.2
D646,419 S *	10/2011	Chiang	D26/71
D665,940 S *	8/2012	Lane	D26/71
D672,492 S *	12/2012	Butler	D26/71

8,342,709 B2 *	1/2013	Lueken	F21S 8/086 362/240
D694,449 S *	11/2013	Walker	D26/63
D719,696 S *	12/2014	Zhang	D26/71
2009/0244895 A1 *	10/2009	Chen	F21V 29/004 362/249.02
2013/0343045 A1 *	12/2013	Lodhie	F21S 8/086 362/184
2015/0362172 A1 *	12/2015	Gabriel	F21V 33/0052 348/151

* cited by examiner

Primary Examiner — Clare E Heflin

(74) *Attorney, Agent, or Firm* — Myers Andras LLP;
Joseph C. Andras


(57) **CLAIM**

The ornamental design for a street light, as shown and described.

DESCRIPTION

FIG. 1 is a front top perspective view of the street light according to my design;
 FIG. 2 is a front bottom perspective view of the street light;
 FIG. 3 is a right side elevational view of the street light, the left side elevational view being a mirror image;
 FIG. 4 is a front elevational view of the street light;
 FIG. 5 is a back elevational view of the street light, the broken lines representing structure that is not part of the claimed design;
 FIG. 6 is a top view of the street light;
 FIG. 7 is a bottom view of the street light; and,
 FIG. 8 is rear perspective view of the street light, the broken lines representing structure that is not part of the claimed design.

1 Claim, 7 Drawing Sheets






FIG. 1




FIG. 2

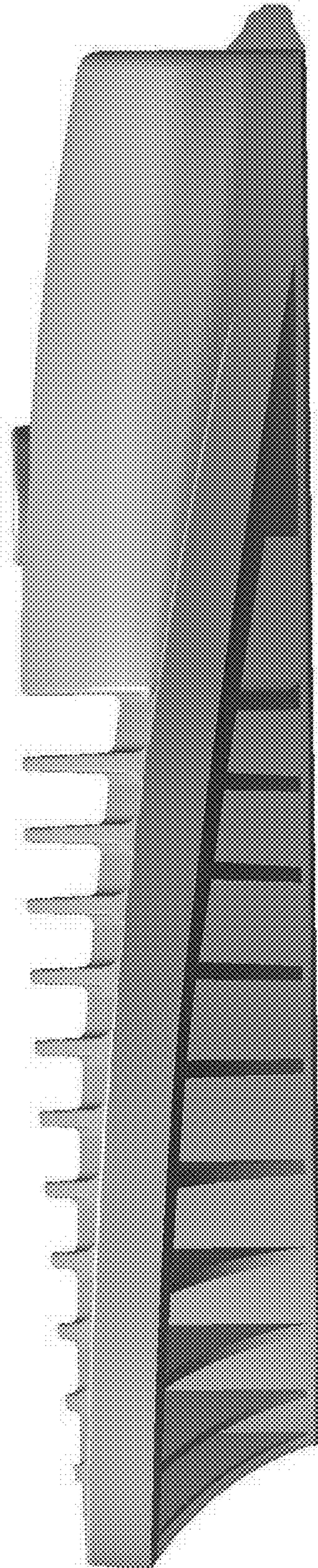


FIG. 3

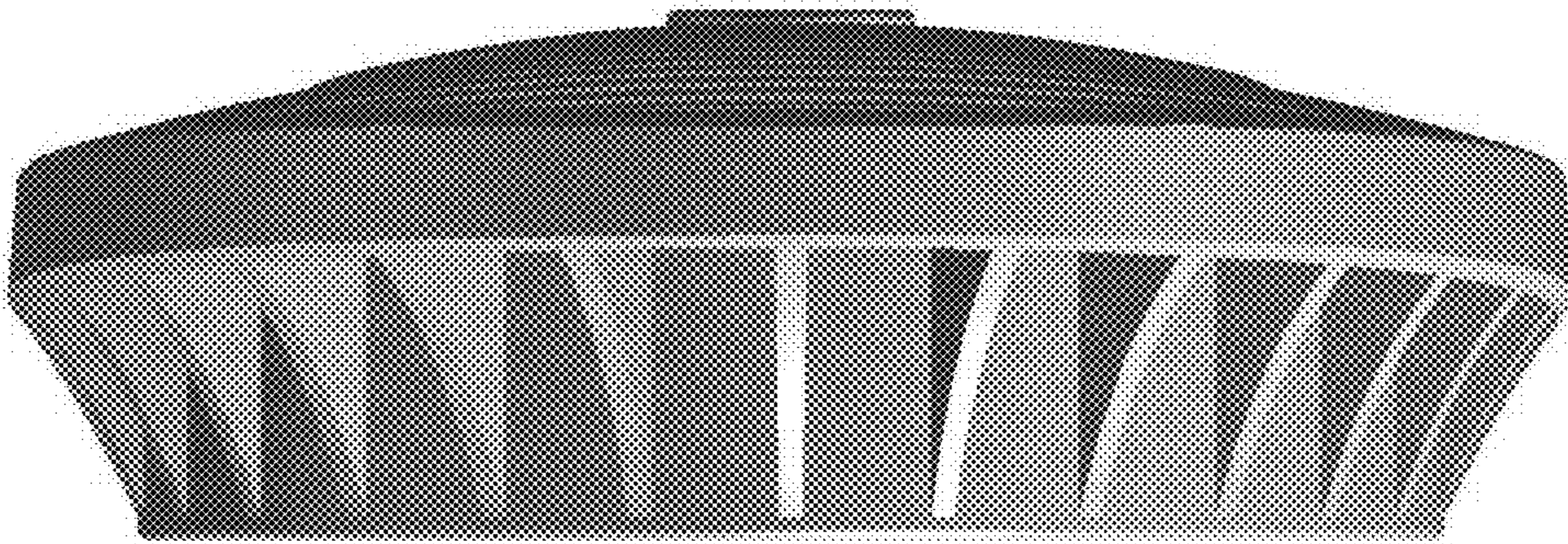


FIG. 4

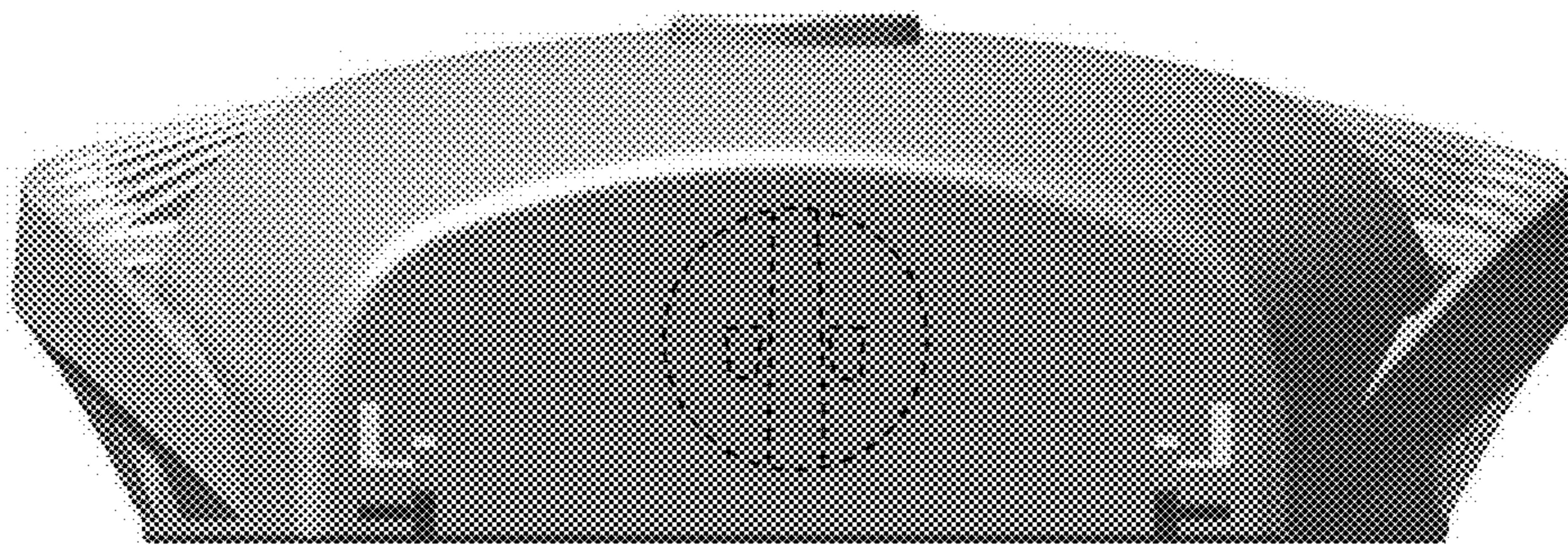


FIG. 5



FIG. 6

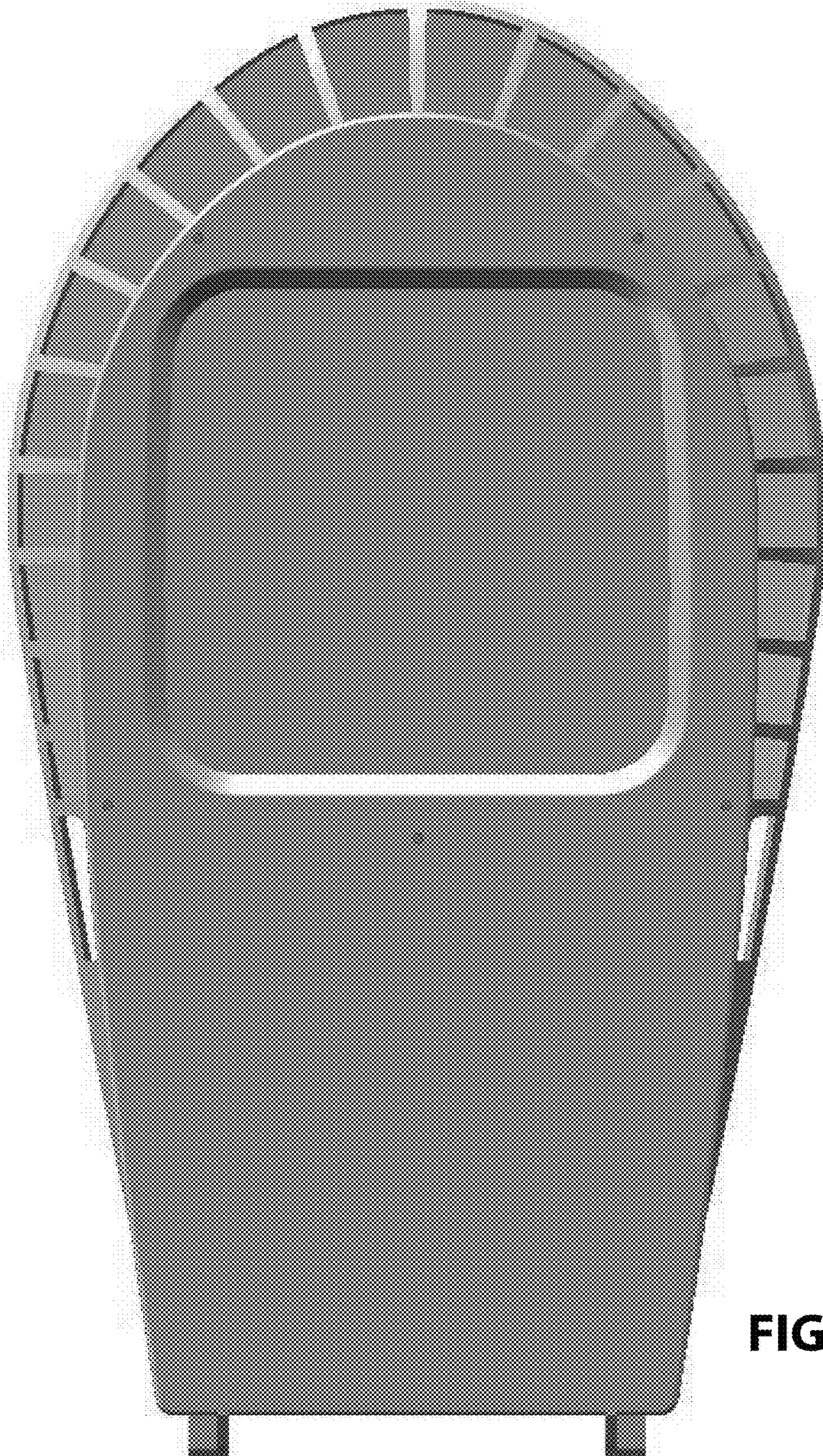


FIG. 7



FIG. 8