



US00D783863S

(12) **United States Design Patent** (10) **Patent No.:** **US D783,863 S**  
**Williams** (45) **Date of Patent:** **\*\* \*Apr. 11, 2017**

(54) **WALL BASE**

(71) Applicant: **VPI Corporation**, Sheboygan, WI (US)

(72) Inventor: **Jeremy Williams**, Elkhart Lake, WI (US)

(73) Assignee: **VPI Corporation**, Sheboygan, WI (US)

(\*) Notice: This patent is subject to a terminal disclaimer.

(\*\*) Term: **14 Years**

(21) Appl. No.: **29/514,229**

(22) Filed: **Jan. 9, 2015**

(51) **LOC (10) Cl.** ..... **25-01**

(52) **U.S. Cl.**  
USPC ..... **D25/119**

(58) **Field of Classification Search**  
USPC ..... D25/48.2-48.4, 119-124, 136, 137, 164, D25/199; 52/11-15, 94-96  
CPC ..... E04B 2/08; E04B 2/18; E04B 2002/0206  
See application file for complete search history.

(56) **References Cited**

**U.S. PATENT DOCUMENTS**

1,585,960	A *	5/1926	Baum	.....	E04F 19/0495
					52/288.1
1,943,168	A *	1/1934	Doppel	.....	G09F 3/20
					40/618
D135,948	S *	7/1943	Caplan	.....	293/1
3,365,854	A	1/1968	Gallo		
4,565,041	A	1/1986	Wendt		
D287,082	S *	12/1986	Gambon	.....	D25/119
D296,136	S *	6/1988	Dreiling	.....	D25/136

(Continued)

**OTHER PUBLICATIONS**

Burke Flooring—Profiles Designer Wall Base product data page; retrieved from internet url: [http://www.burkeflooring.com/products-wall\\_base-profiles.php](http://www.burkeflooring.com/products-wall_base-profiles.php); Copyright 2010; 2 pages.

(Continued)

*Primary Examiner* — Cathron Brooks

*Assistant Examiner* — Aula Soroush

(74) *Attorney, Agent, or Firm* — Husch Blackwell LLP

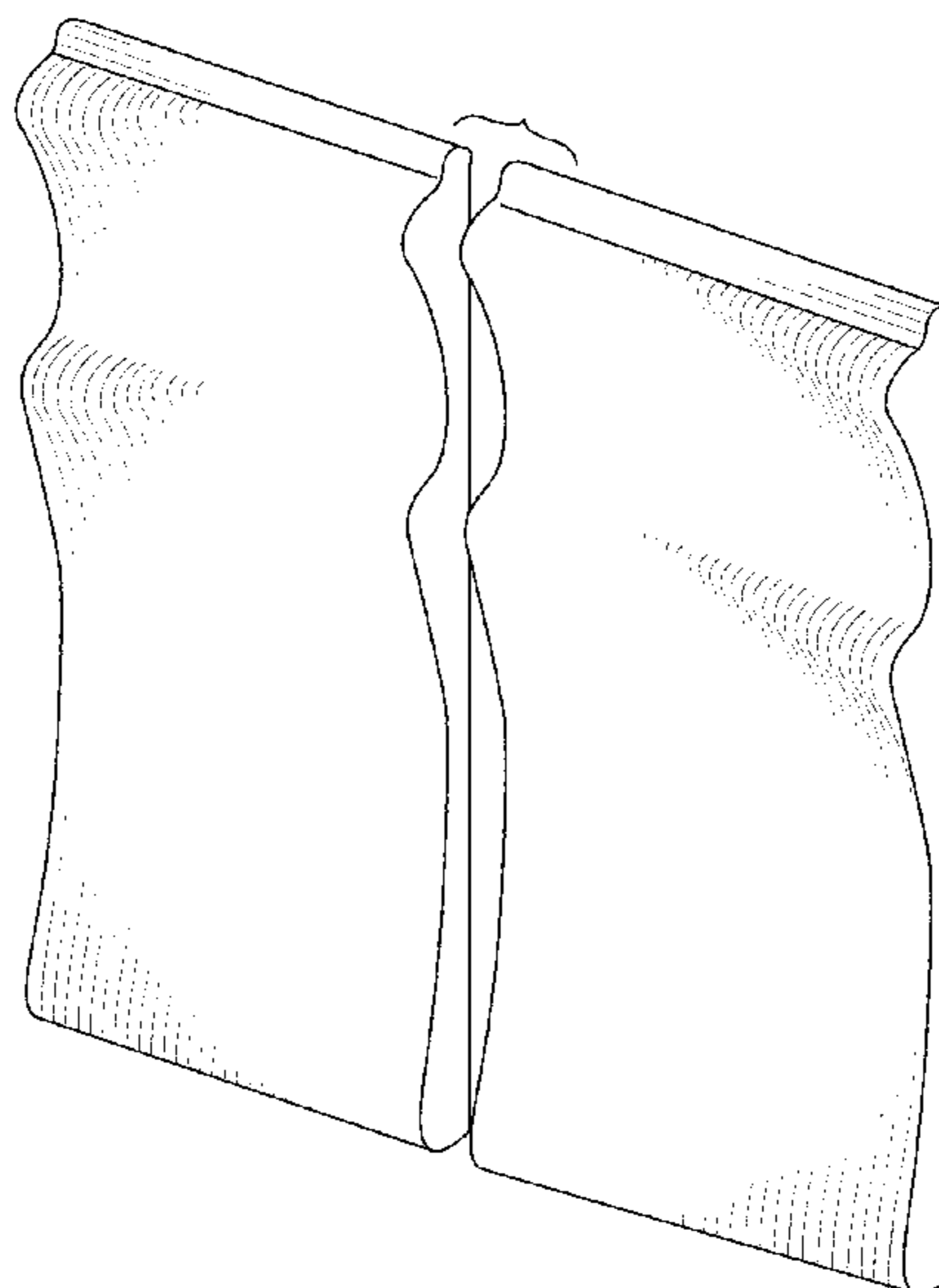
(57) **CLAIM**

The ornamental design for a wall base, as shown and described.

**DESCRIPTION**

FIG. 1 is a perspective view of a first embodiment of a wall base showing my new design; FIG. 2 is a top end plan view thereof; FIG. 3 is a front elevation view thereof; FIG. 4 is a side elevation view thereof; FIG. 5 is a rear elevation view thereof; FIG. 6 is an opposite side elevation view thereof; and FIG. 7 is a bottom end plan view thereof. FIG. 8 is a perspective view of a second embodiment of a wall base showing my new design; FIG. 9 is a top end plan view thereof; FIG. 10 is a front elevation view thereof; FIG. 11 is a side elevation view thereof; FIG. 12 is a rear elevation view thereof; FIG. 13 is an opposite side elevation view thereof; and, FIG. 14 is a bottom end plan view thereof. The wall base is shown with a symbolic break in its length. The appearance of any portion of the wall base between the break lines forms no part of the claimed design. The surface shading shown in all figures are for illustrative environmental purposes only and form no part of the claimed design.

**1 Claim, 6 Drawing Sheets**



(56)

References Cited

U.S. PATENT DOCUMENTS

D350,405 S \* 9/1994 Crossley ..... D25/136  
 D371,609 S 7/1996 Pelosi et al.  
 D416,632 S 11/1999 Pelosi et al.  
 6,189,276 B1 \* 2/2001 Pinto ..... E04F 19/04  
 52/287.1  
 D447,579 S 9/2001 Lehrkamp  
 D474,548 S 5/2003 Glatz  
 D481,137 S 10/2003 Glatz  
 D483,881 S 12/2003 Glatz  
 D483,882 S 12/2003 Glatz  
 D483,883 S \* 12/2003 Glatz ..... D25/136  
 D483,884 S 12/2003 Glatz  
 D484,253 S 12/2003 Glatz  
 D484,254 S \* 12/2003 Glatz ..... D25/136  
 D485,622 S \* 1/2004 Sudano ..... D25/119  
 D486,589 S \* 2/2004 Knapp ..... D25/119  
 D486,590 S \* 2/2004 Knapp ..... D25/119  
 D489,831 S 5/2004 Glatz  
 D491,283 S \* 6/2004 Glatz ..... D25/136  
 D493,895 S 8/2004 Glatz  
 D494,057 S 8/2004 Hightower  
 D499,192 S 11/2004 Glatz  
 D499,193 S 11/2004 Glatz  
 D499,816 S \* 12/2004 Eichner ..... D25/119  
 D499,818 S \* 12/2004 Glatz ..... D25/136  
 D500,149 S 12/2004 Glatz  
 D500,371 S \* 12/2004 Glatz ..... D25/136  
 D500,869 S \* 1/2005 Glatz ..... D25/136  
 D510,145 S 9/2005 Folliard  
 D511,216 S 11/2005 Folliard  
 D514,236 S 1/2006 Glatz  
 D517,223 S 3/2006 Folliard  
 D529,196 S 9/2006 Folliard  
 D529,197 S 9/2006 Folliard  
 D529,198 S 9/2006 Folliard  
 D529,199 S 9/2006 Folliard  
 D529,631 S 10/2006 Folliard  
 D529,632 S 10/2006 Folliard  
 D561,916 S 2/2008 Visintin  
 D562,466 S 2/2008 Visintin  
 D579,578 S \* 10/2008 Chaney ..... D25/119  
 D604,341 S 11/2009 Busalt et al.  
 D623,770 S 9/2010 Johnston  
 D629,125 S 12/2010 Johnston  
 D634,026 S 3/2011 Baccarini

D638,287 S 5/2011 Tedesco et al.  
 D666,326 S \* 8/2012 Sims ..... D25/119  
 D676,153 S 2/2013 Johnston  
 D676,154 S 2/2013 Johnston  
 D676,155 S 2/2013 Johnston  
 D676,156 S 2/2013 Johnston  
 D676,157 S 2/2013 Johnston  
 D676,158 S 2/2013 Johnston  
 D686,757 S 7/2013 Johnston  
 8,534,017 B1 \* 9/2013 Schroeter ..... E04F 19/0468  
 24/563  
 D703,294 S \* 4/2014 Witkowski ..... D23/233  
 D720,474 S \* 12/2014 Gori ..... D25/119  
 D720,475 S \* 12/2014 Gori ..... D25/119  
 2004/0040235 A1 \* 3/2004 Kurtz ..... E04F 19/0468  
 52/288.1  
 2007/0256376 A1 \* 11/2007 Vaes ..... E04F 19/0495  
 52/211  
 2007/0277473 A1 \* 12/2007 Richardson ..... E04F 19/049  
 52/716.1  
 2010/0242389 A1 \* 9/2010 DePaul ..... E04F 19/0436  
 52/288.1  
 2011/0045250 A1 2/2011 De Zen  
 2013/0047532 A1 \* 2/2013 Armacost ..... B26D 1/30  
 52/288.1

OTHER PUBLICATIONS

Johnsonite Millwork Wall Finishing System page; retrieved from the internet url: <http://www.johnsonite.com/Default.aspx?tabid=1157&sku=MW-XXX-J>, printed Dec. 30, 2013, 1 page.  
 Johnsonite Millwork Contoured Wall Base, Chair Rail and Corner Guard page; retrieved from internet url: <http://www.johnsonite.com/WallBaseFinishesAccessories/FinishBordersWallBase/MillworkContouredWBChairRailCornerGuard>; printed Dec. 20, 2013, 2 pages.  
 Johnsonite Millwork Photo Gallery pages; retrieved from Internet url: <http://www.johnsonite.com/ColorResourcesTools/PhotoGallery/tabid/822/AlbumID/2151-236/Default.aspx>, printed Dec. 30, 2013, 2 pages.  
 PRWEB, Profiles Wall Base Line Announced by Burke Flooring, retrieved from Internet url: <http://www.prweb.com/releases/2009/07/prweb2591514.htm>, Jul. 1, 2009, 1 page.  
 Burke Flooring, Profiles Designer Wall Base Catalog, downloaded circa Dec. 2013, 12 pages.

\* cited by examiner

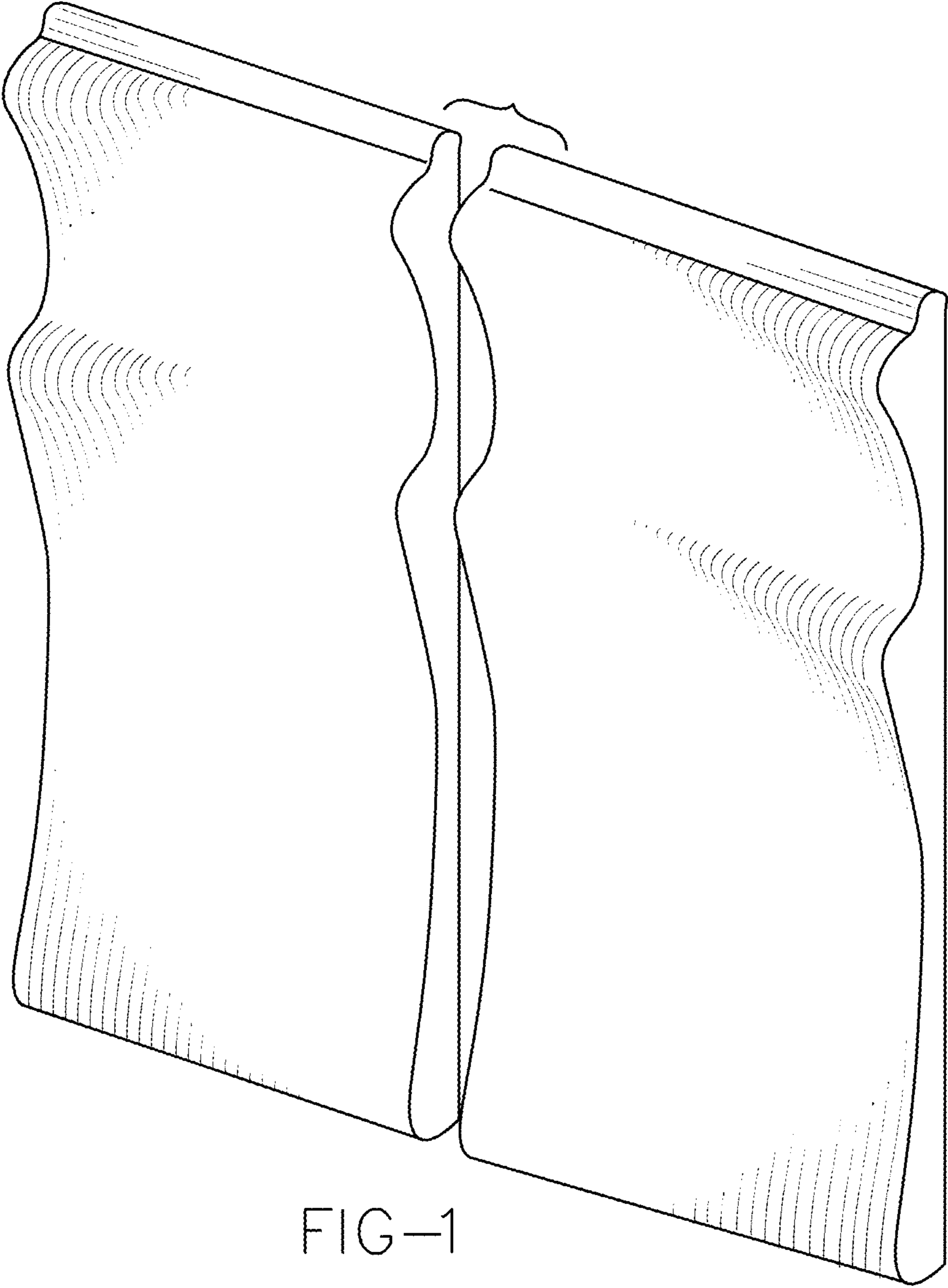


FIG-1

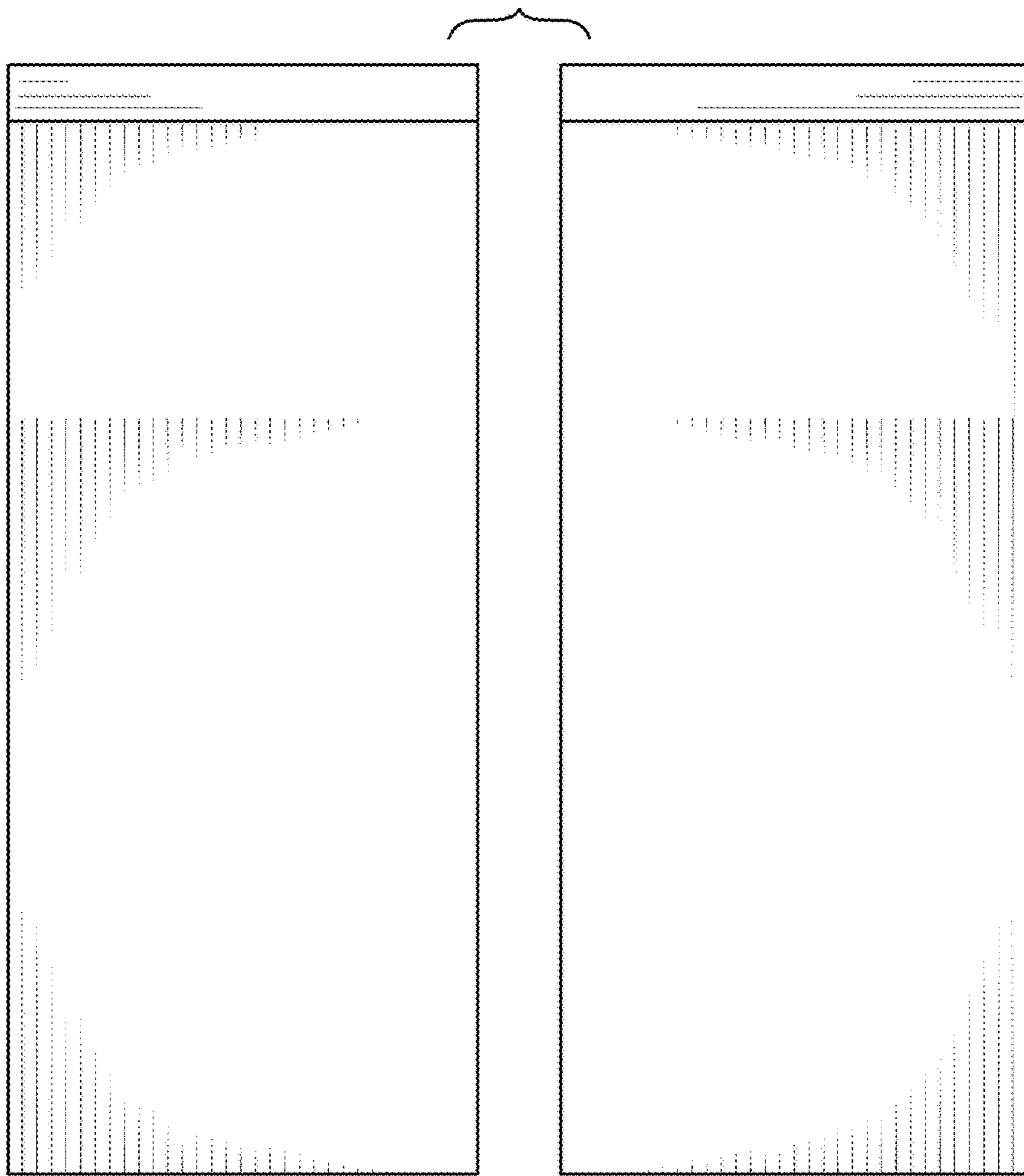
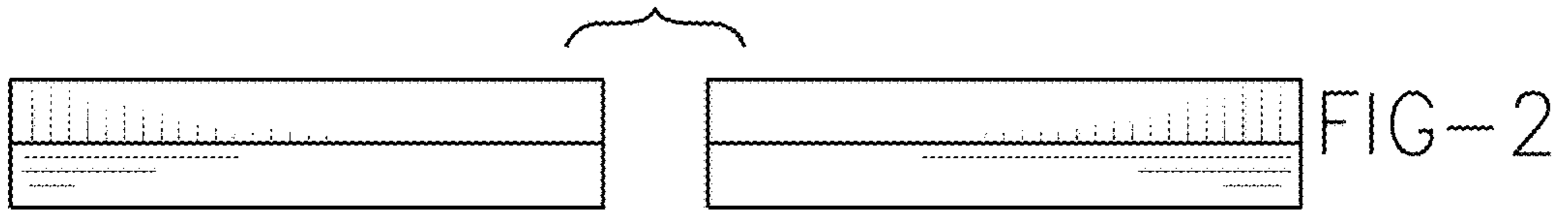


FIG-3

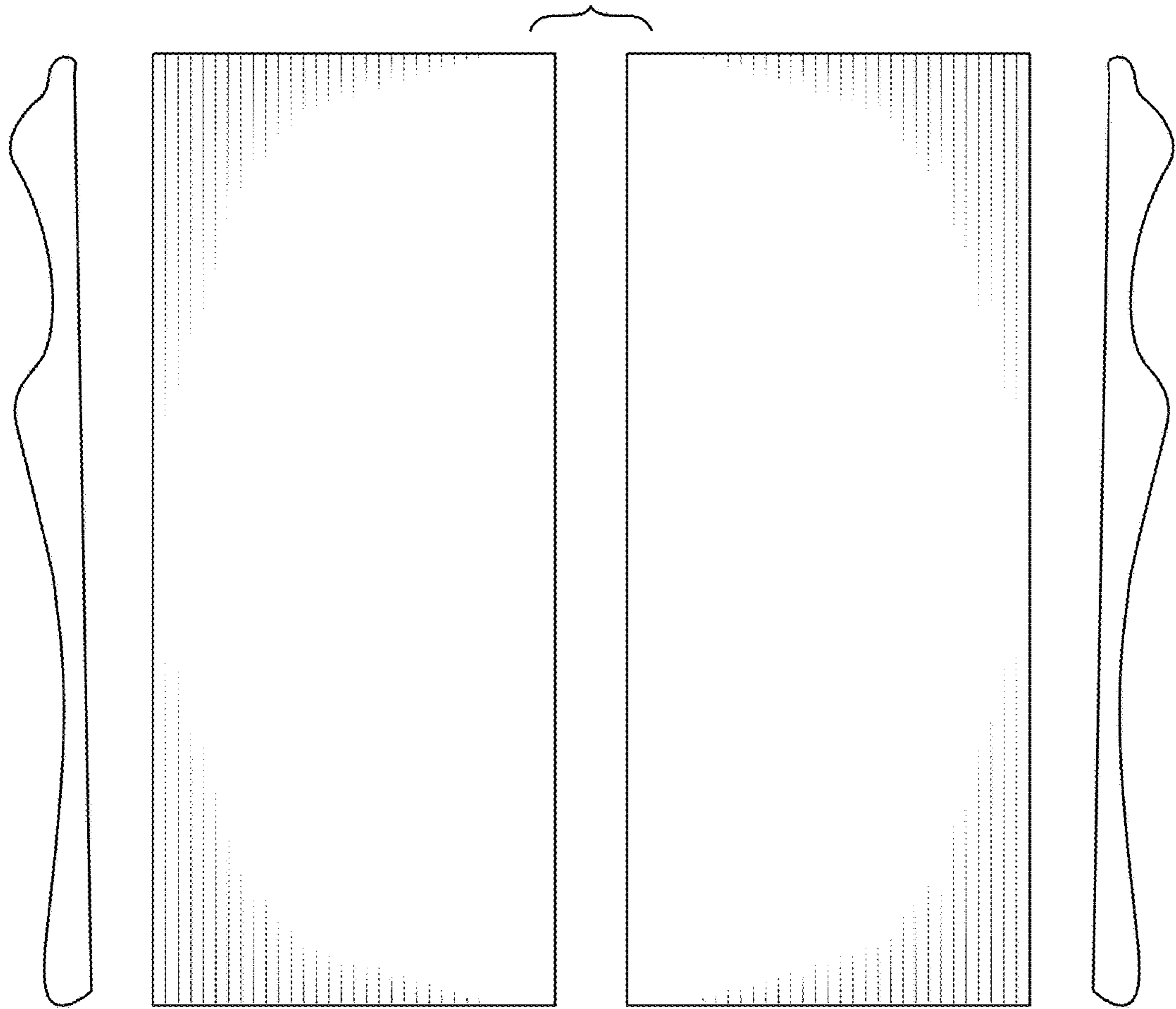


FIG-4

FIG-5

FIG-6

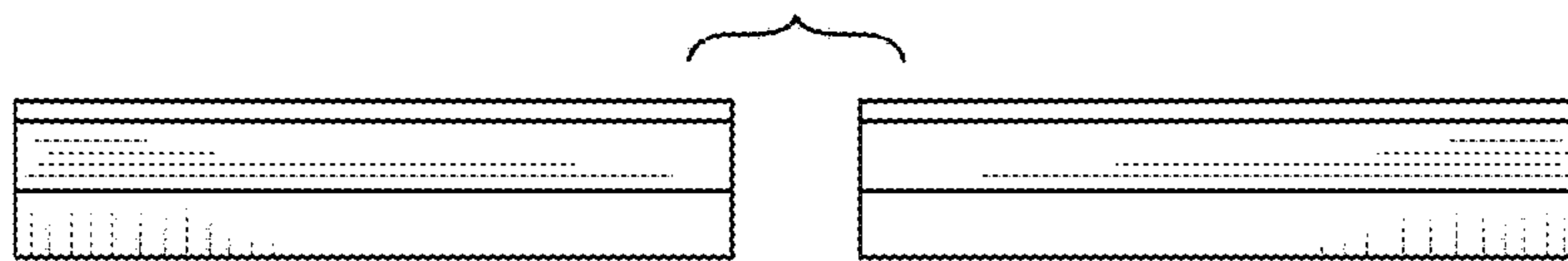


FIG-7

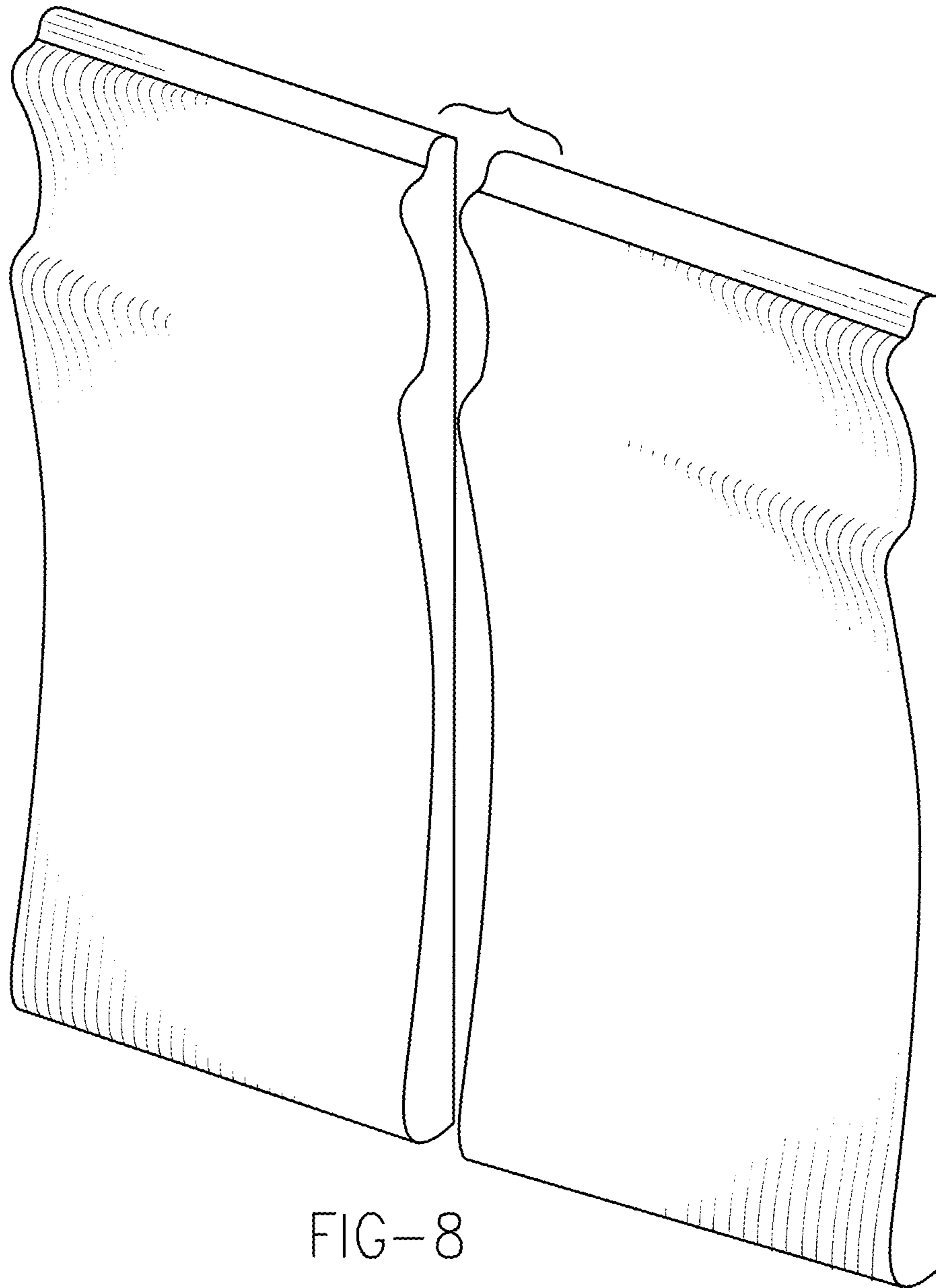
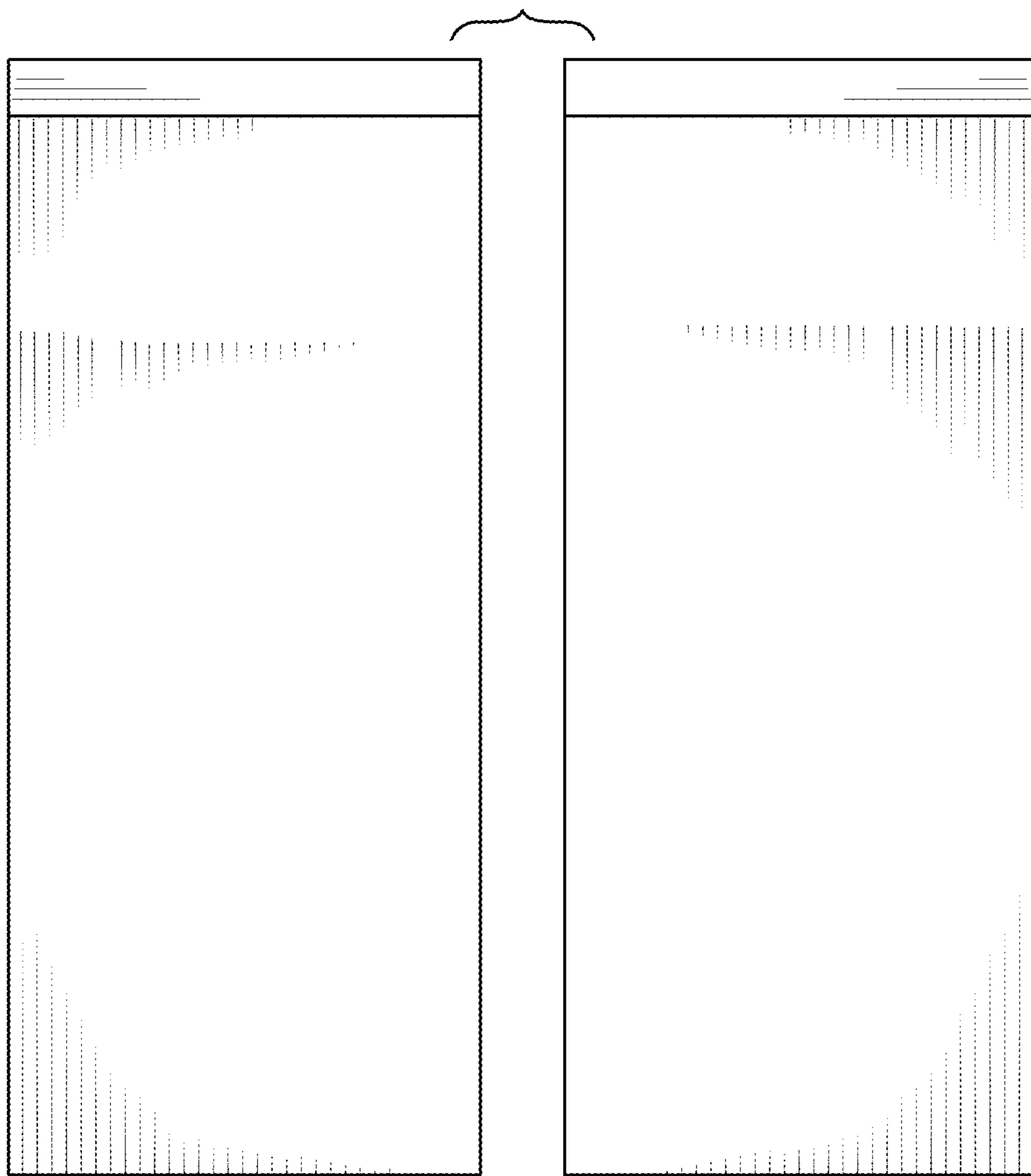
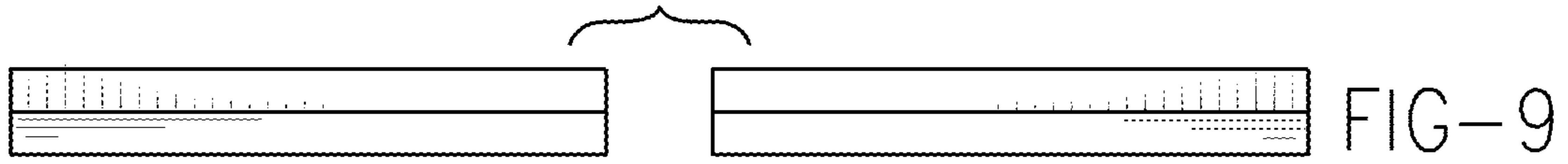


FIG-8



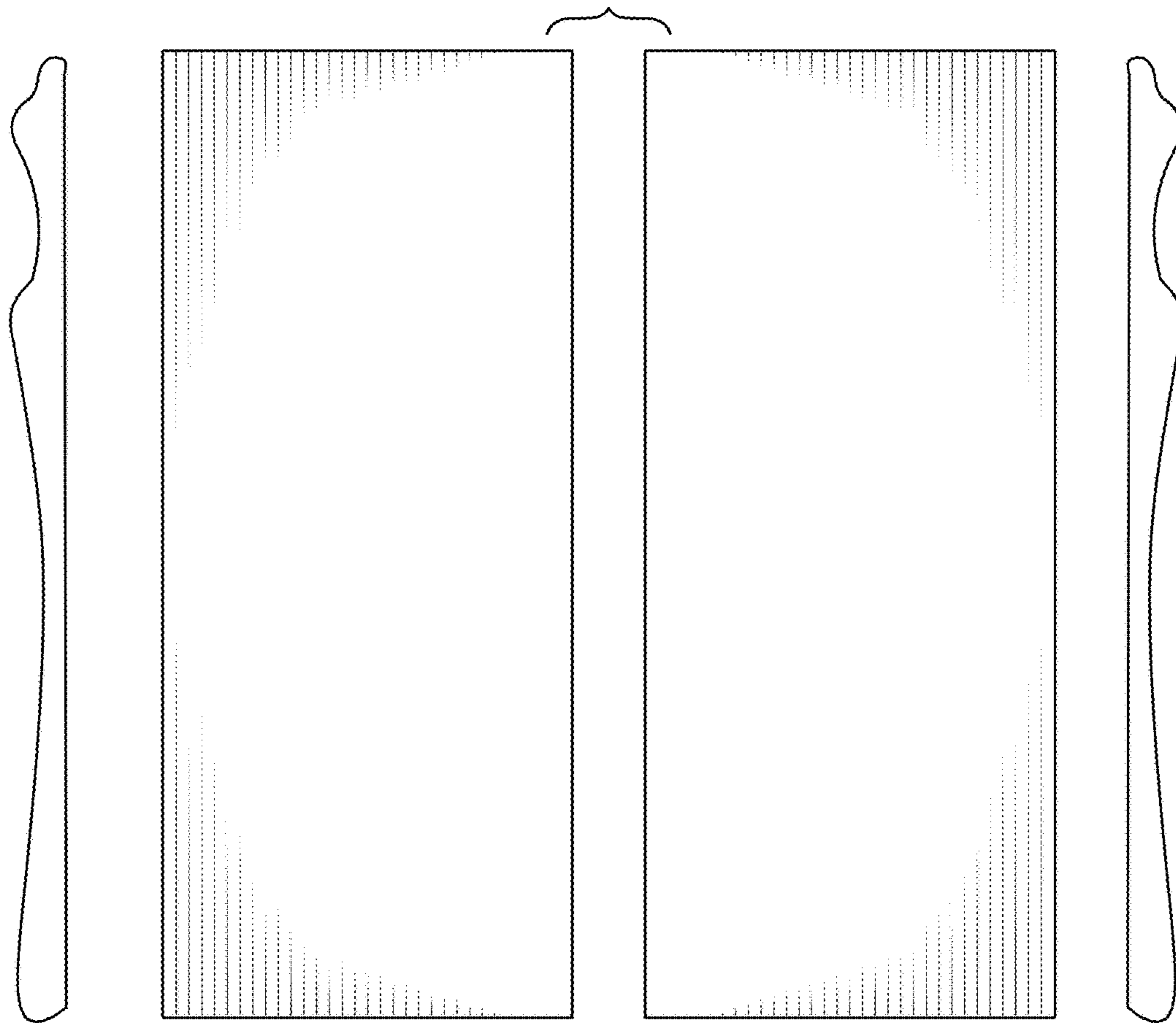


FIG-11

FIG-12

FIG-13

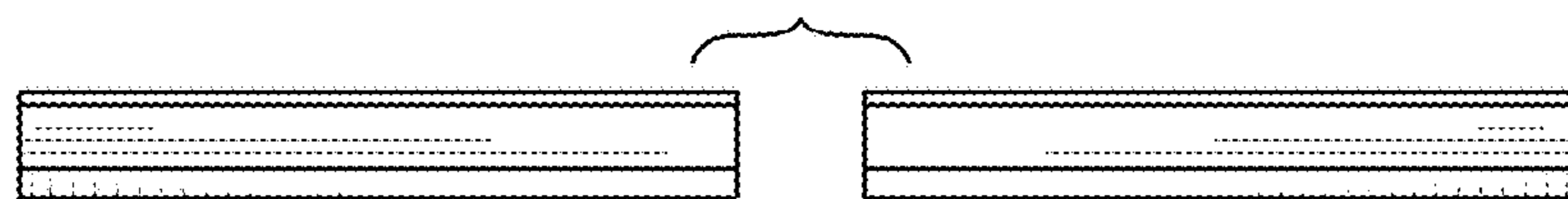


FIG-14