



US00D783859S

(12) **United States Design Patent**
Metcalf et al.

(10) **Patent No.:** **US D783,859 S**
(45) **Date of Patent:** **** Apr. 11, 2017**

(54) **PANEL WITH DOUBLE SIDED GRID PATTERN**

D224,150 S 7/1972 Sahm
D261,191 S 10/1981 Ford
5,725,927 A 3/1998 Zilg

(Continued)

(71) Applicant: **3form, LLC**, Salt Lake City, UT (US)

(72) Inventors: **Elizabeth Egan Metcalf**, Salt Lake City, UT (US); **Jill Canales**, Salt Lake City, UT (US)

FOREIGN PATENT DOCUMENTS

EM 001862756 6/2011
KR 300743571 5/2014

(73) Assignee: **3Form, LLC**, Salt Lake City, UT (US)

(**) Term: **15 Years**

(21) Appl. No.: **29/528,766**

(22) Filed: **Jun. 1, 2015**

OTHER PUBLICATIONS

<http://newsletter.3-form.com/spring-2015-metallics/>, Posted Spring 2015.*

(Continued)

Related U.S. Application Data

(63) Continuation of application No. 14/998,010, filed on Mar. 18, 2015.

(51) **LOC (10) Cl.** **25-01**

(52) **U.S. Cl.**
USPC **D25/106**

(58) **Field of Classification Search**
USPC D6/332; D25/102–106, 109–111, D25/138–141, 143–145, 147–150, D25/157–162; 52/306–308, 330–333, 52/600–609; 428/34, 44–49, 67, 428/105–113, 192
CPC E04C 2/00; E04C 2/24; E04C 2002/005
See application file for complete search history.

Primary Examiner — Susan Bennett Hattan

Assistant Examiner — Leanne Was-Englehart

(74) *Attorney, Agent, or Firm* — Workman Nydegger

(57) **CLAIM**

The ornamental design for a panel with double sided grid pattern, as shown and described.

DESCRIPTION



FIG. 1 is a front perspective view of a panel with double sided grid pattern;
FIG. 2 is a front view thereof;
FIG. 3 is a left perspective view thereof;
FIG. 4 is a left side view thereof;
FIG. 5 is a right perspective view thereof;
FIG. 6 is a right side view thereof;
FIG. 7 is a top perspective view thereof;
FIG. 8 is a top view thereof;
FIG. 9 is a bottom perspective view thereof;
FIG. 10 is a bottom view thereof;
FIG. 11 is a rear perspective thereof;
FIG. 12 is a rear view thereof; and
FIG. 13 is a close-up front view of a portion thereof; and,
FIG. 14 is a close-up rear view of a portion thereof.

(56) **References Cited**

U.S. PATENT DOCUMENTS

D26,867 S * 4/1897 Basquin D25/103
D102,846 S 1/1937 Siner
D108,301 S 2/1938 Siegel
D113,825 S 3/1939 Carragher
D156,185 S 11/1949 Vogel
D187,102 S 1/1960 McCobb
D190,019 S 4/1961 Edmondson
D224,149 S 7/1972 Sahm

1 Claim, 10 Drawing Sheets



(56)

References Cited

U.S. PATENT DOCUMENTS

D521,302	S	5/2006	Yeh	
D599,918	S	* 9/2009	Knutson D25/103
D644,340	S	8/2011	Canales	
D652,958	S	1/2012	Canales	
D653,777	S	2/2012	Damen	
D653,780	S	2/2012	Metcalf	
D661,908	S	* 6/2012	Steeman D5/58
D665,517	S	* 8/2012	Meynard D25/103
D676,980	S	2/2013	Mitchell	
D702,859	S	4/2014	Schober	
D702,950	S	4/2014	Su	
D703,834	S	4/2014	Schober	
D703,835	S	4/2014	Schober	
D705,948	S	5/2014	Schober	
D705,949	S	5/2014	Schober	
D707,854	S	6/2014	Schober	
D720,472	S	12/2014	Schober	
D728,828	S	5/2015	Metcalf	
2011/0268921	A1	11/2011	Canales	
2014/0072732	A1	3/2014	Moore	

OTHER PUBLICATIONS

Notice of Allowance for U.S. Appl. No. 29/530,501 dated Apr. 25, 2016.

http://www.3-form.com/materials/pressed_glass/woods/highres_zebrano_pressed/.

Ex Parte Quayle for U.S. Appl. No. 29/530,619 dated Jun. 28, 2016.

Dapple Etch (on-line), dated Oct. 25, 2014. Retrieved from Internet Jun. 14, 2016, URL:https://web.archive.org/web/20141025004450/http://www.3-form.com/materials/infinite_glass/pattern+_etch/dapple_etch/ (7pages).

* cited by examiner




FIG. 1



FIG. 2




FIG. 3



FIG. 4




FIG. 5



FIG. 6




FIG. 7



FIG. 8




FIG. 9



FIG. 10




FIG. 11




FIG. 12




FIG. 13




FIG. 14