



US00D783843S

(12) **United States Design Patent** (10) **Patent No.:** **US D783,843 S**
Gröndahl et al. (45) **Date of Patent:** **** Apr. 11, 2017**

(54) **WOUND FILLER**

(71) Applicant: **Mölnlycke Health Care AB**, Göteborg (SE)

(72) Inventors: **Jerker Gröndahl**, Västra Frölunda (SE); **Esbjörn Olsson**, Mölndal (SE); **Kalle Jon Nordbo**, Roskilde (DK); **Bengt Olof Sebastian Engwall**, Malmö (SE)

(73) Assignee: **MÖLNLYCKE HEALTH CARE AB**, Göteborg (SE)

(**) Term: **15 Years**

(21) Appl. No.: **29/543,650**

(22) Filed: **Oct. 27, 2015**

Related U.S. Application Data

(62) Division of application No. 29/477,838, filed on Dec. 27, 2013, now Pat. No. Des. 746,478.

(30) **Foreign Application Priority Data**

Jul. 5, 2013 (EM) 001376552

(51) **LOC (10) Cl.** **24-04**

(52) **U.S. Cl.**
USPC **D24/189**

(58) **Field of Classification Search**

USPC D3/232, 247; D7/392.1; D9/434-436, D9/440, 443-445, 447, 452, 454, 499, D9/724; D24/101, 103, 104, 124, 127, D24/187-192, 200, 206, 212, 213, 218, D24/118; D28/5; 206/390, 441, 494; 602/21, 22, 41, 55, 75, 46; 604/304; D29/120.1; 128/200.24, 203.12, 848; 606/199, 204.45; 607/135

CPC A61F 13/02

See application file for complete search history.

(56) **References Cited**

U.S. PATENT DOCUMENTS

D30,170 S * 2/1899 Lehman D3/247
5,664,677 A * 9/1997 O'Connor B65D 83/0805
206/494
D407,160 S 3/1999 Dunshee et al.
5,951,505 A * 9/1999 Gilman A61F 13/02
128/888
6,162,960 A 12/2000 Klein
6,238,362 B1 5/2001 Bracht
D466,997 S * 12/2002 Edens D24/124
D473,939 S 4/2003 Hantke et al.
D473,940 S 4/2003 Hantke et al.
D474,537 S 5/2003 Hantke et al.

(Continued)

FOREIGN PATENT DOCUMENTS

WO WO-2011106722 A1 9/2011

Primary Examiner — Robert M Spear

Assistant Examiner — Darcey E Heflin

(74) *Attorney, Agent, or Firm* — Choate, Hall & Stewart LLP; Charles E. Lyon

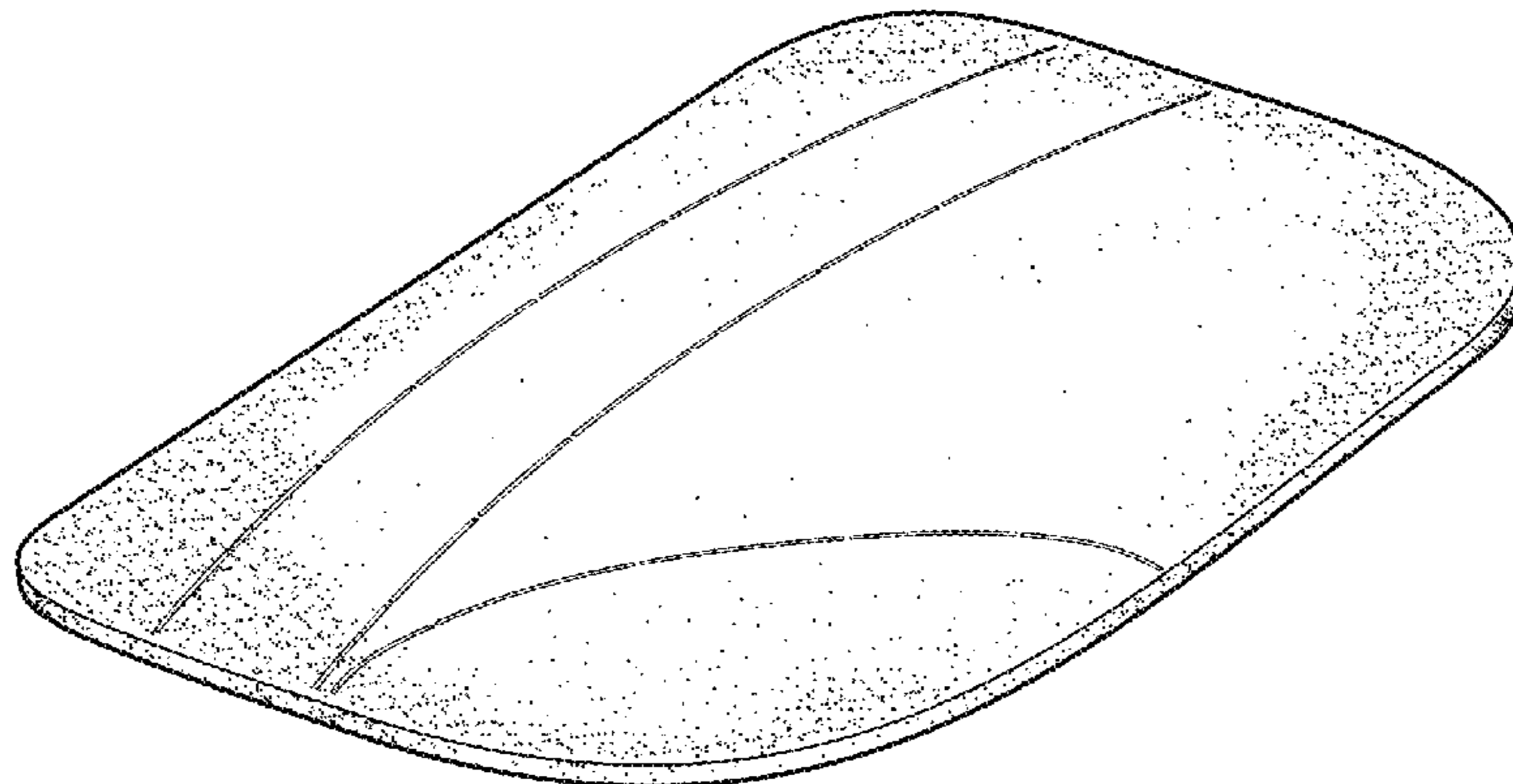
(57) **CLAIM**

The ornamental design for a wound filler, as shown and described.

DESCRIPTION

FIG. 1 is a perspective view of a wound filler showing our new design;
FIG. 2 is a top view thereof;
FIG. 3 is a right side view thereof;
FIG. 4 is a front view thereof;
FIG. 5 is a rear view thereof;
FIG. 6 is a bottom view thereof; and,
FIG. 7 is a left side view thereof.

1 Claim, 3 Drawing Sheets



(56)

References Cited

U.S. PATENT DOCUMENTS

D496,099	S	*	9/2004	Bisbee	D24/118
D606,749	S	*	12/2009	Mittelman	D3/247
D661,836	S	*	6/2012	Montarras	D23/366
D670,816	S	*	11/2012	Suzuki	D24/206
D681,833	S		5/2013	Samlaska		
D685,489	S	*	7/2013	Nishioka	D24/206
D699,343	S	*	2/2014	Clements	D24/118
D702,847	S	*	4/2014	Arsenault	D24/206
D713,048	S		9/2014	Ogaki et al.		
D716,958	S	*	11/2014	Thomas	D24/200
D721,181	S	*	1/2015	Schiebl	D24/189
D726,380	S	*	4/2015	Mancuso	D29/120.1
D739,542	S	*	9/2015	Doucette	D24/206
D746,478	S	*	12/2015	Grondahl	D24/189
2001/0018566	A1		8/2001	Masini		
2003/0023196	A1*		1/2003	Liguori	A61F 13/02 602/41
2004/0127836	A1*		7/2004	Sigurjonsson	A61F 13/02 602/41
2006/0200100	A1		9/2006	Rosati		
2011/0213287	A1		9/2011	Lattimore et al.		

* cited by examiner

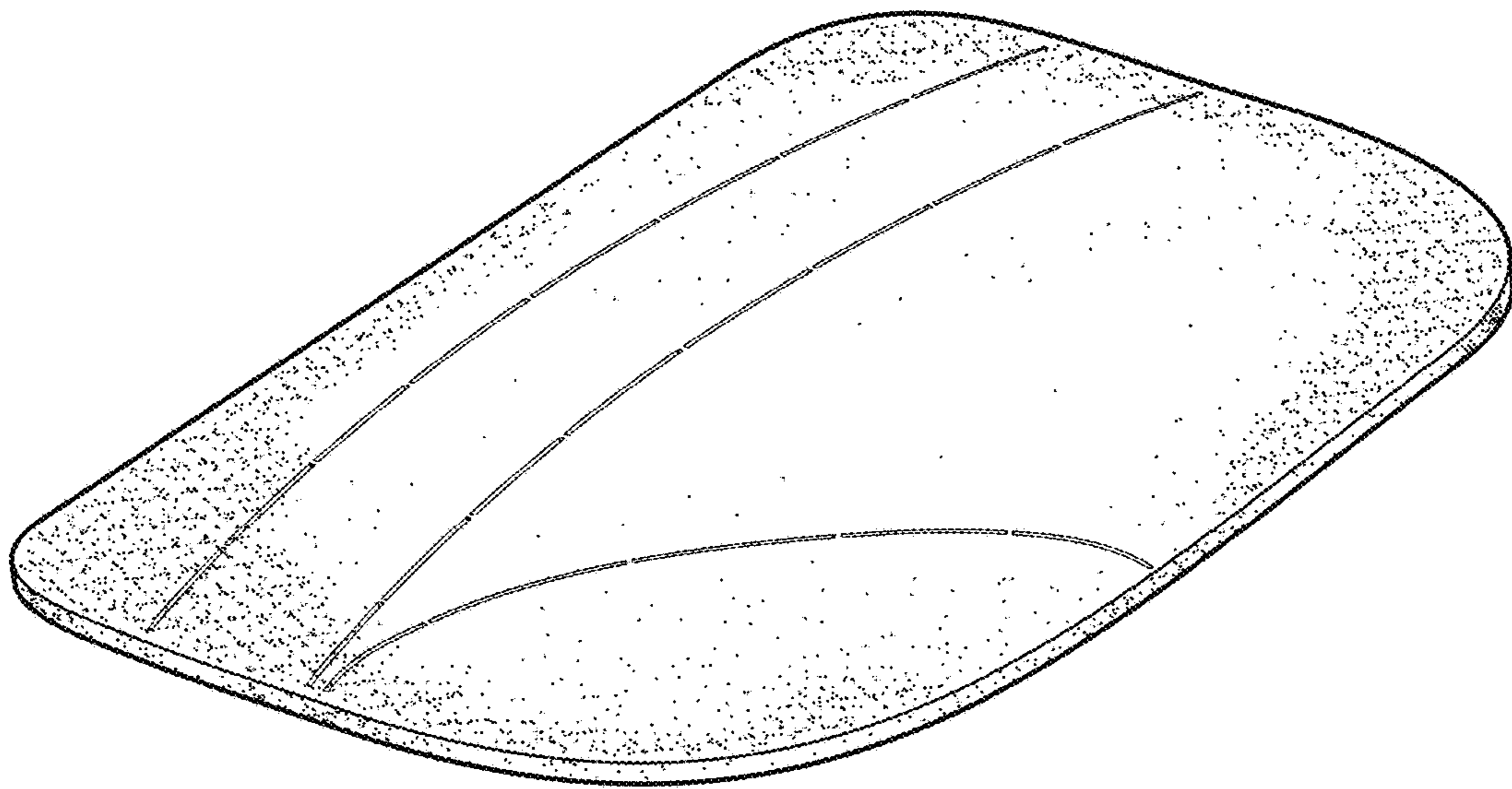


FIG. 1

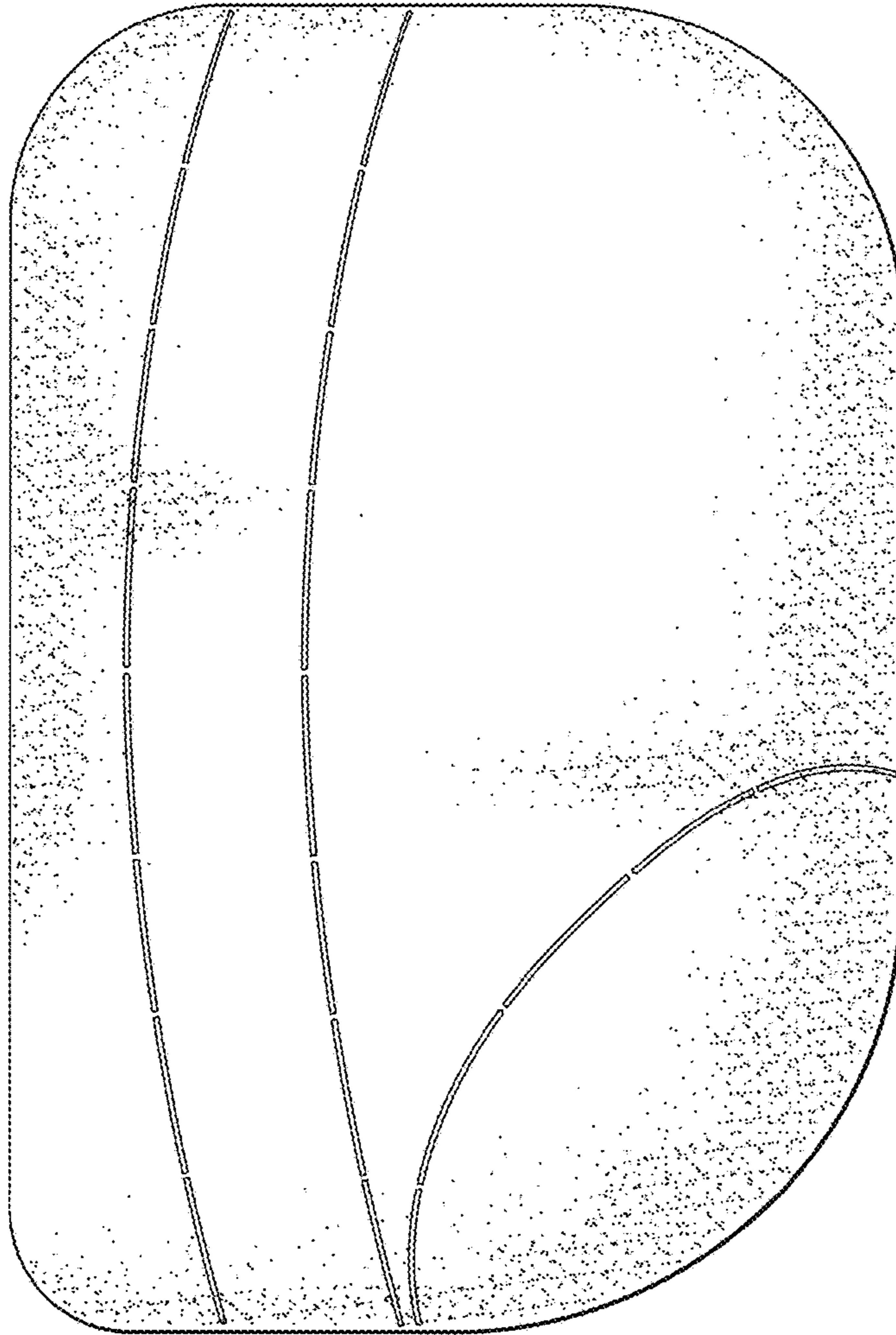


FIG. 2

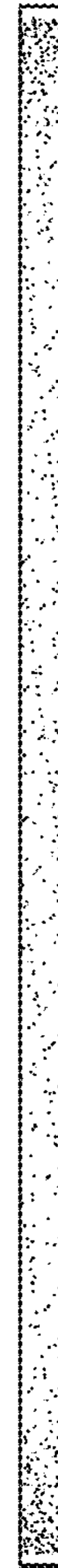


FIG. 3



FIG. 4




FIG. 5

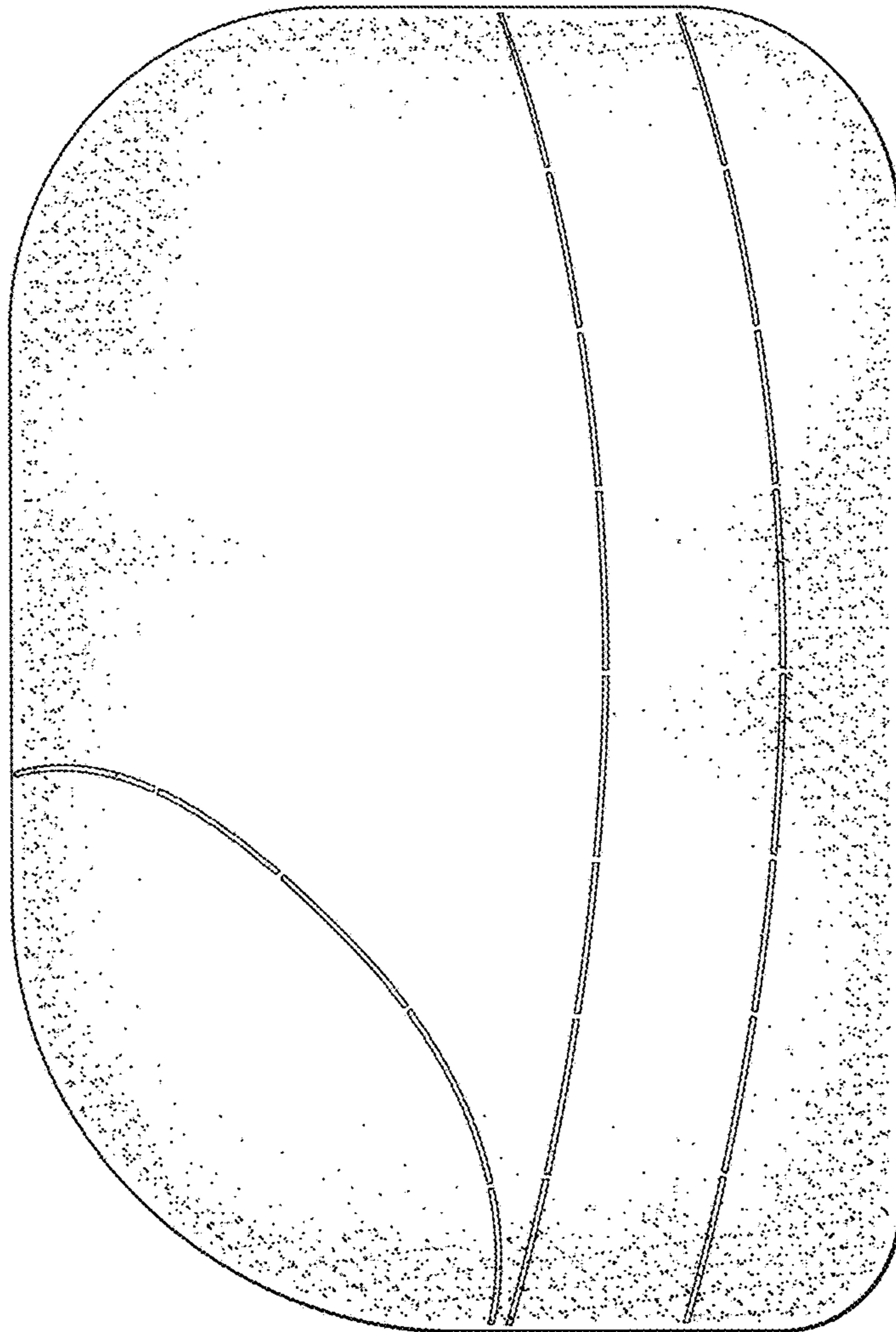


FIG. 6



FIG. 7