



US00D783836S

(12) **United States Design Patent** (10) **Patent No.:** **US D783,836 S**
Schon et al. (45) **Date of Patent:** **** Apr. 11, 2017**

(54) **PATIENT MONITOR**

(56) **References Cited**

(71) Applicant: **SHENZHEN MINDRAY BIO-MEDICAL ELECTRONICS CO., LTD.**, Shenzhen (CN)
(72) Inventors: **Peter Baird Schon**, New York City, NY (US); **Aidan Gregory Hyde**, Collingswood, NJ (US); **Haibo Chai**, Shenzhen (CN); **Chun Chit Kan**, Hong Kong (HK); **Zhengua Chen**, Shenzhen (CN); **Wei Chen**, Shenzhen (CN); **Qinglin Tao**, Shenzhen (CN); **Qinglin Tao**, Shenzhen (CN)

U.S. PATENT DOCUMENTS

D643,126	S	*	8/2011	Barker	D24/186
D653,348	S	*	1/2012	Barker	D24/186
D699,354	S	*	2/2014	Chung	D24/158
D706,239	S	*	6/2014	Chen	D14/186
D725,784	S	*	3/2015	Xia	D24/186
9,131,904	B2	*	9/2015	Qualey	A61B 5/742
D744,658	S	*	12/2015	Hilkey-Boyatt	D11/86

* cited by examiner

Primary Examiner — Anhdao Doan

(74) *Attorney, Agent, or Firm* — Kory D. Christensen; Stoel Rives LLP

(73) Assignee: **SHENZHEN MINDRAY BIO-MEDICAL ELECTRONICS CO., LTD.**, Shenzhen (CN)

(**) Term: **15 Years**

(57) **CLAIM**

The ornamental design for a patient monitor, as shown and described.

(21) Appl. No.: **29/535,467**

(22) Filed: **Aug. 6, 2015**

DESCRIPTION

(30) **Foreign Application Priority Data**

Feb. 6, 2015 (CN) 2015 3 0036618

(51) **LOC (10) Cl.** **24-02**

(52) **U.S. Cl.**
USPC **D24/186**

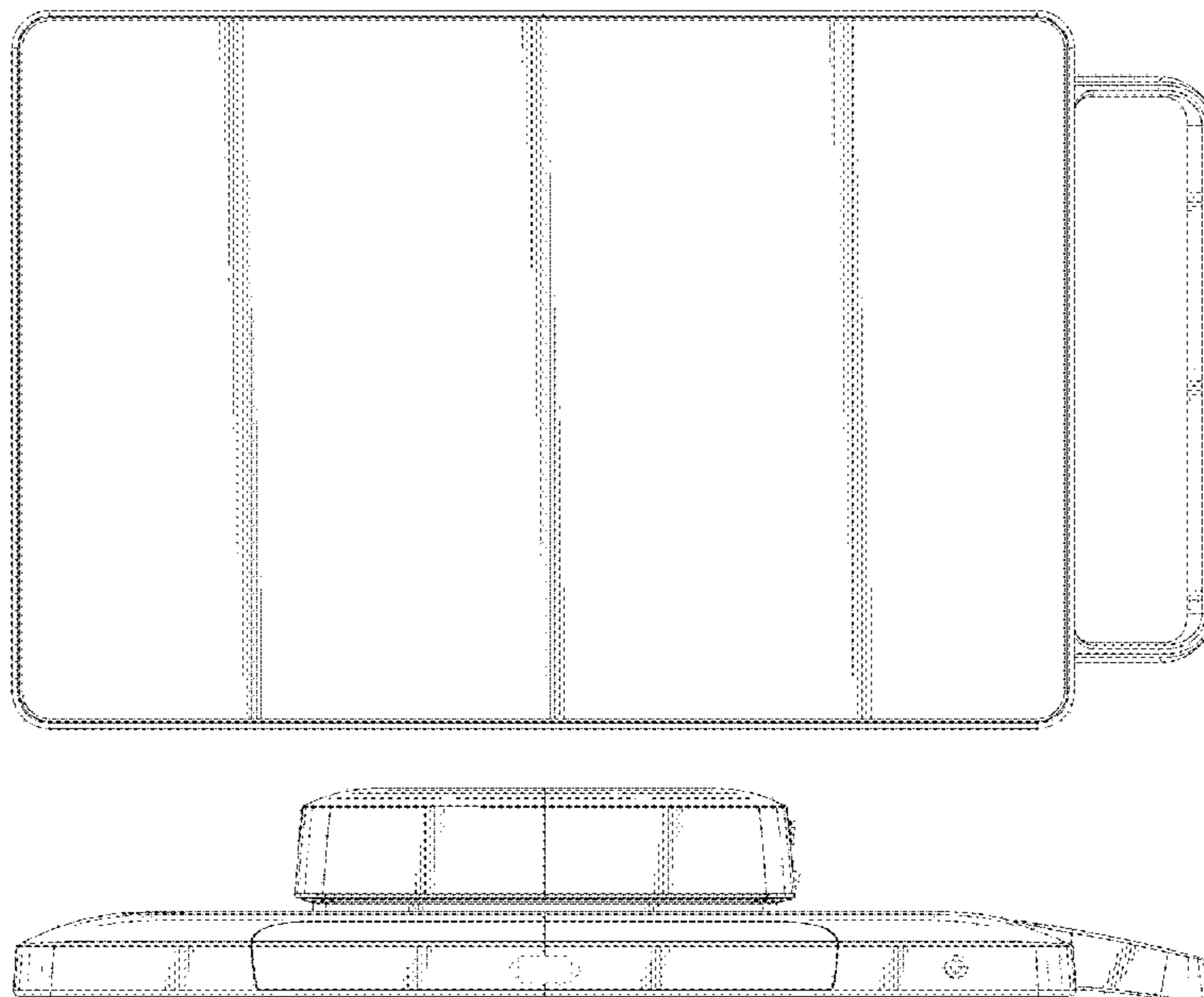
(58) **Field of Classification Search**
USPC D24/165–168, 186, 187, 107, 185, 231;
D10/70, 75, 98; D14/126, 336, 371, 374,
D14/448

CPC A61B 5/742; A61B 5/7425; A61B 5/6898;
A61B 5/02405; A61B 5/02411; A61B
5/02427; A61B 5/02438; A61B 5/0002;
A61B 5/002; A61B 5/04325

See application file for complete search history.

FIG. 1 is a rear elevation view of an embodiment of the patient monitor showing our new design; FIG. 2 is a front elevation view thereof; FIG. 3 is a top plan view thereof; FIG. 4 is a bottom plan view thereof; FIG. 5 is a right side elevation view thereof; and, FIG. 6 is a left side elevation view thereof. The broken lines immediately adjacent the shaded areas represent the bounds of the claimed design, while all other broken lines are directed to environment and are for illustrative purposes only; the broken lines form no part of the claimed design.

1 Claim, 4 Drawing Sheets



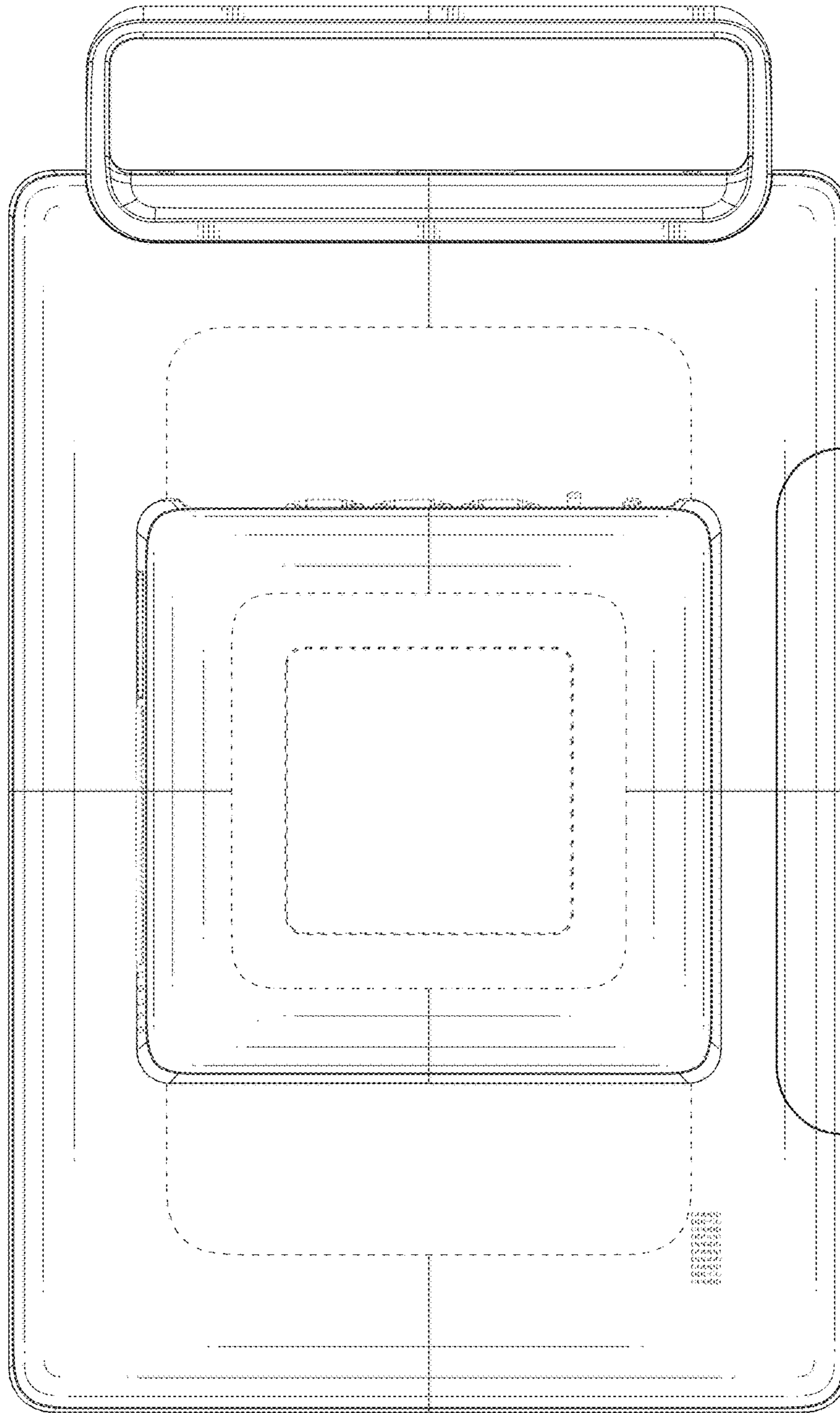


FIG. 1




FIG. 2

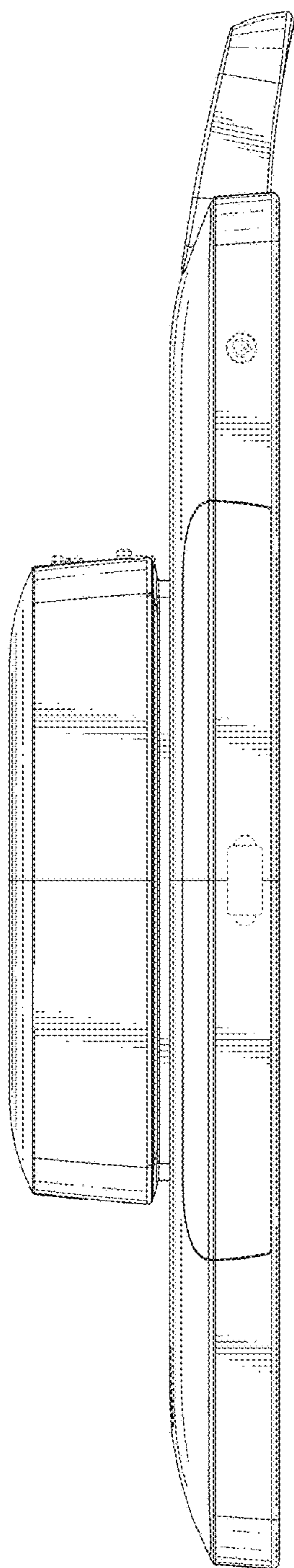


FIG. 3

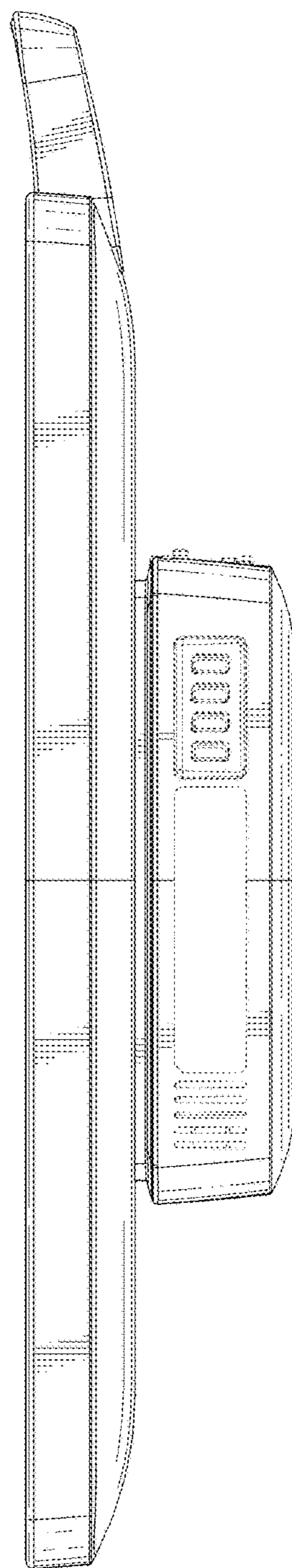


FIG. 4

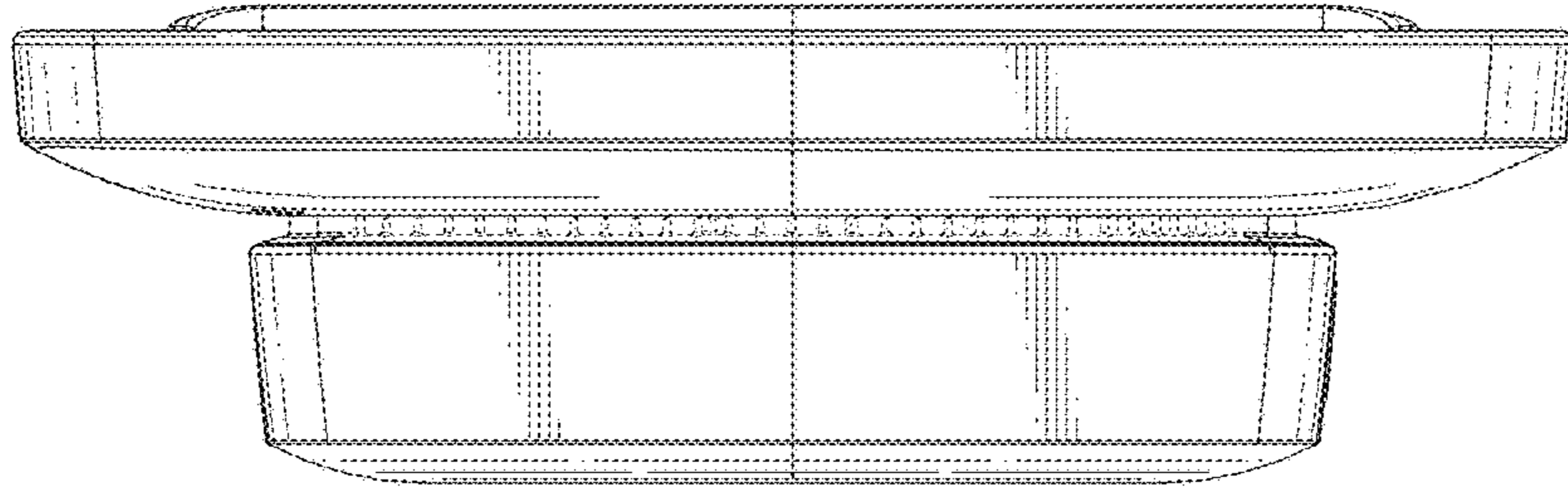


FIG. 6

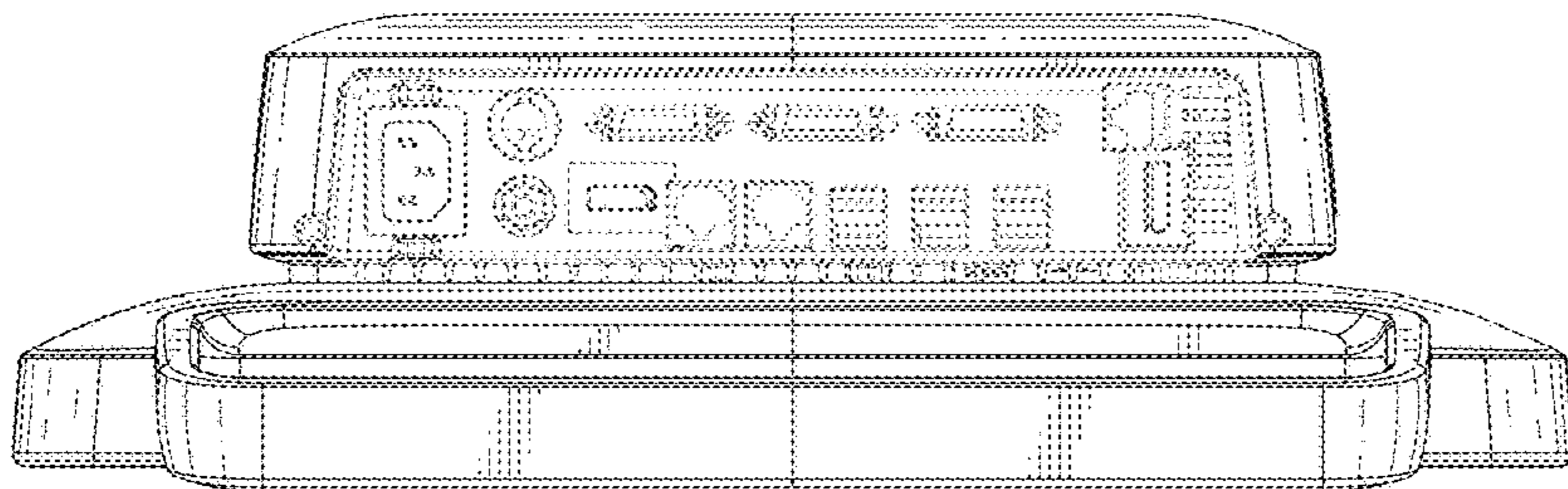


FIG. 5