



US00D783786S

(12) **United States Design Patent**
Madireddi et al.

(10) **Patent No.:** **US D783,786 S**
(45) **Date of Patent:** **** Apr. 11, 2017**

(54) **FAUCET TUBE**

(71) Applicant: **BREWNIQUE LLC**, Chesterfield, MO (US)

(72) Inventors: **Sesha Chalapathi Madireddi**, St. Charles, MO (US); **Mark Schaefer**, Chesterfield, MO (US)

(73) Assignee: **Brewnique LLC**, Chesterfield, MO (US)

(**) Term: **15 Years**

(21) Appl. No.: **29/544,264**

(22) Filed: **Nov. 2, 2015**

(51) **LOC (10) Cl.** **23-01**

(52) **U.S. Cl.**
USPC **D23/266**; D23/263

(58) **Field of Classification Search**
USPC D23/259, 262–266, 233, 235, 238, 249, D23/255; D24/129; D7/398
CPC B67D 3/0058; B67D 3/041; F16L 21/06; F16L 43/001; F16L 43/002; E03C 1/04; E03C 1/0401; E03C 1/0402; A61M 16/0465

See application file for complete search history.

(56) **References Cited**

U.S. PATENT DOCUMENTS

D151,166 S 5/1874 Shaw
261,354 A 7/1882 Johnson
(Continued)

FOREIGN PATENT DOCUMENTS

DE 1532637 3/1970
DE 9313842 11/1993

Primary Examiner — Eric Goodman

Assistant Examiner — Amy Wierenga

(74) *Attorney, Agent, or Firm* — Michael Best & Friedrich LLP

(57) **CLAIM**

We claim the ornamental design for a faucet tube, as shown and described.

DESCRIPTION

FIG. 1 is a perspective view of a first embodiment of a faucet tube;

FIG. 2 is a first side view of the faucet tube shown in FIG. 1.

FIG. 3 is a second side view of the faucet tube shown in FIG. 1.

FIG. 4 is a first end view of the faucet tube shown in FIG. 1.

FIG. 5 is a second end view of the faucet tube shown in FIG. 1.

FIG. 6 is a top view of the faucet tube shown in FIG. 1.

FIG. 7 is a bottom view of the faucet tube shown in FIG. 1.

FIG. 8 is a perspective view of a second embodiment of a faucet tube;

FIG. 9 is a first side view of the faucet tube shown in FIG. 8.

FIG. 10 is a second side view of the faucet tube shown in FIG. 8.

FIG. 11 is a first end view of the faucet tube shown in FIG. 8.

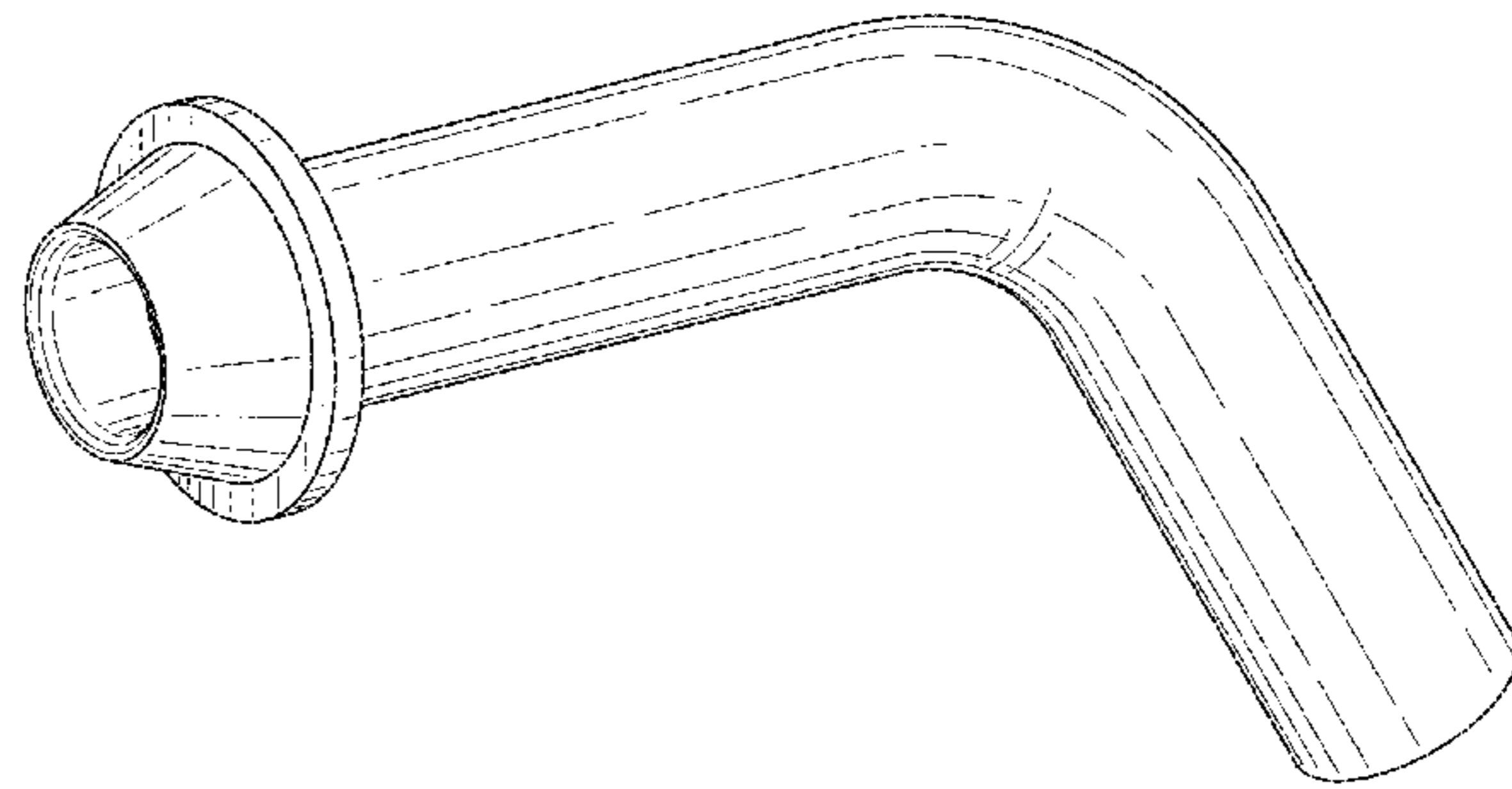
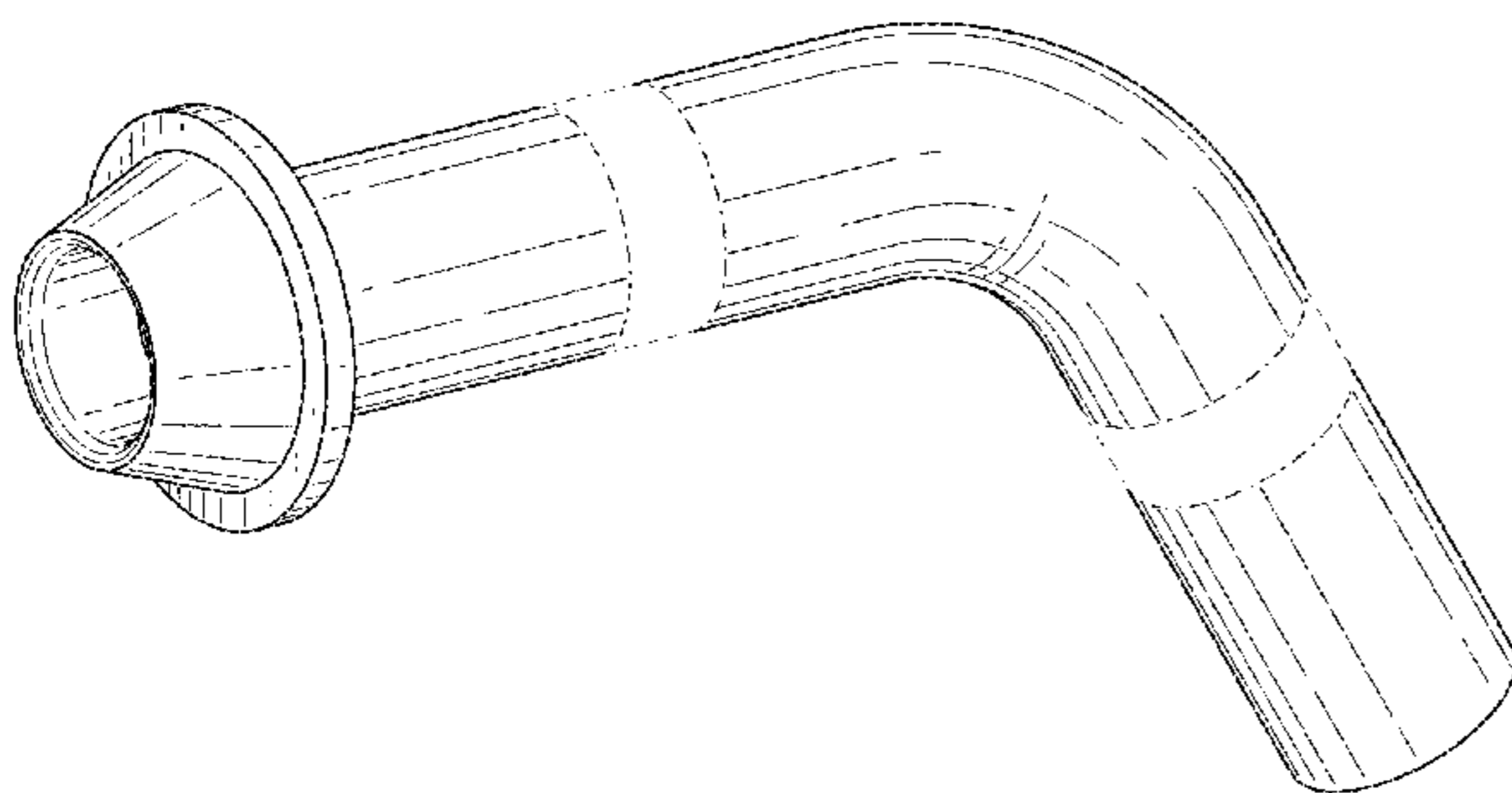
FIG. 12 is a second end view of the faucet tube shown in FIG. 8.

FIG. 13 is a top view of the faucet tube shown in FIG. 8; and,

FIG. 14 is a bottom view of the faucet tube shown in FIG. 8.

The dash-dot lines illustrate boundaries of the claimed design. Portions of the faucet tube shown in broken lines form no part of the claimed design.

1 Claim, 8 Drawing Sheets



(56)

References Cited

U.S. PATENT DOCUMENTS

D31,553 S * 9/1899 Glauber D23/263
 D33,224 S * 9/1900 Thompson D23/263
 749,338 A 1/1904 Taylor
 1,978,774 A 10/1934 Voss et al.
 2,549,207 A 4/1951 Kestenbaum
 2,660,395 A 11/1953 Mair et al.
 2,930,408 A 3/1960 Stevens
 3,100,102 A 8/1963 De Haan
 3,598,156 A 8/1971 Ulmer
 D229,409 S * 11/1973 Luckenbill et al. D23/263
 D229,410 S * 11/1973 Luckenbill et al. D23/263
 3,861,421 A 1/1975 Thompson
 3,891,530 A 6/1975 Alewitz
 3,900,136 A 8/1975 Paranto
 4,044,989 A 8/1977 Basel et al.
 4,526,730 A 7/1985 Cochran et al.
 D287,896 S * 1/1987 Genoa D32/32
 4,679,294 A 7/1987 Lomax et al.
 4,686,977 A * 8/1987 Cosma A61M 16/0465
 128/207.17
 4,708,155 A 11/1987 Austin et al.
 D294,414 S * 2/1988 Berfield D32/31
 D301,177 S * 5/1989 Von Bischoffshausen D32/31
 5,022,565 A 6/1991 Sturman et al.
 5,105,854 A 4/1992 Cole et al.
 5,110,012 A 5/1992 Scholle et al.
 D351,015 S 9/1994 Caceres et al.
 5,352,214 A 10/1994 Oscarsson
 5,395,012 A 3/1995 Grill et al.
 5,402,823 A 4/1995 Cole
 5,429,615 A 7/1995 Starchevich
 5,443,186 A 8/1995 Grill
 5,755,527 A 5/1998 Dufresne

5,979,713 A 11/1999 Grill
 D419,860 S 2/2000 Persson
 6,041,970 A 3/2000 Vogel
 D441,050 S 4/2001 Burns et al.
 6,263,903 B1 7/2001 Sjoberg
 6,361,016 B1 3/2002 Schulz
 D459,434 S 6/2002 Fauquet
 D459,435 S 6/2002 Fauquet
 6,598,768 B2 7/2003 Celli
 6,820,856 B2 11/2004 Grill
 7,021,052 B1 4/2006 Hicks
 7,032,781 B2 4/2006 Van Der Klaauw et al.
 7,178,699 B2 2/2007 Spray et al.
 7,188,751 B2 3/2007 Van Der Klaauw et al.
 D580,519 S * 11/2008 Citterio D23/238
 7,472,882 B2 1/2009 Spray et al.
 7,621,570 B2 11/2009 Hashem
 7,641,170 B2 1/2010 Spray et al.
 7,806,299 B2 10/2010 Wauters et al.
 8,002,148 B2 8/2011 Pakkert et al.
 8,047,236 B2 11/2011 Perry
 8,079,496 B2 12/2011 Pakkert et al.
 D680,967 S * 4/2013 Gross D13/155
 8,439,084 B2 5/2013 Perry
 D699,822 S 2/2014 Beaudoin
 D707,334 S 6/2014 Hernandez et al.
 D709,994 S 7/2014 King et al.
 D739,509 S * 9/2015 Bazemore D23/263
 D756,489 S * 5/2016 Bahler D23/257
 D757,220 S * 5/2016 Schoenherr D23/238
 2010/0244432 A1 9/2010 Neame et al.
 2012/0018654 A1 1/2012 Wennberg et al.
 2012/0152396 A1 6/2012 Friedrich et al.
 2012/0204992 A1 8/2012 Park et al.
 2013/0061973 A1 3/2013 Zerbes et al.

* cited by examiner

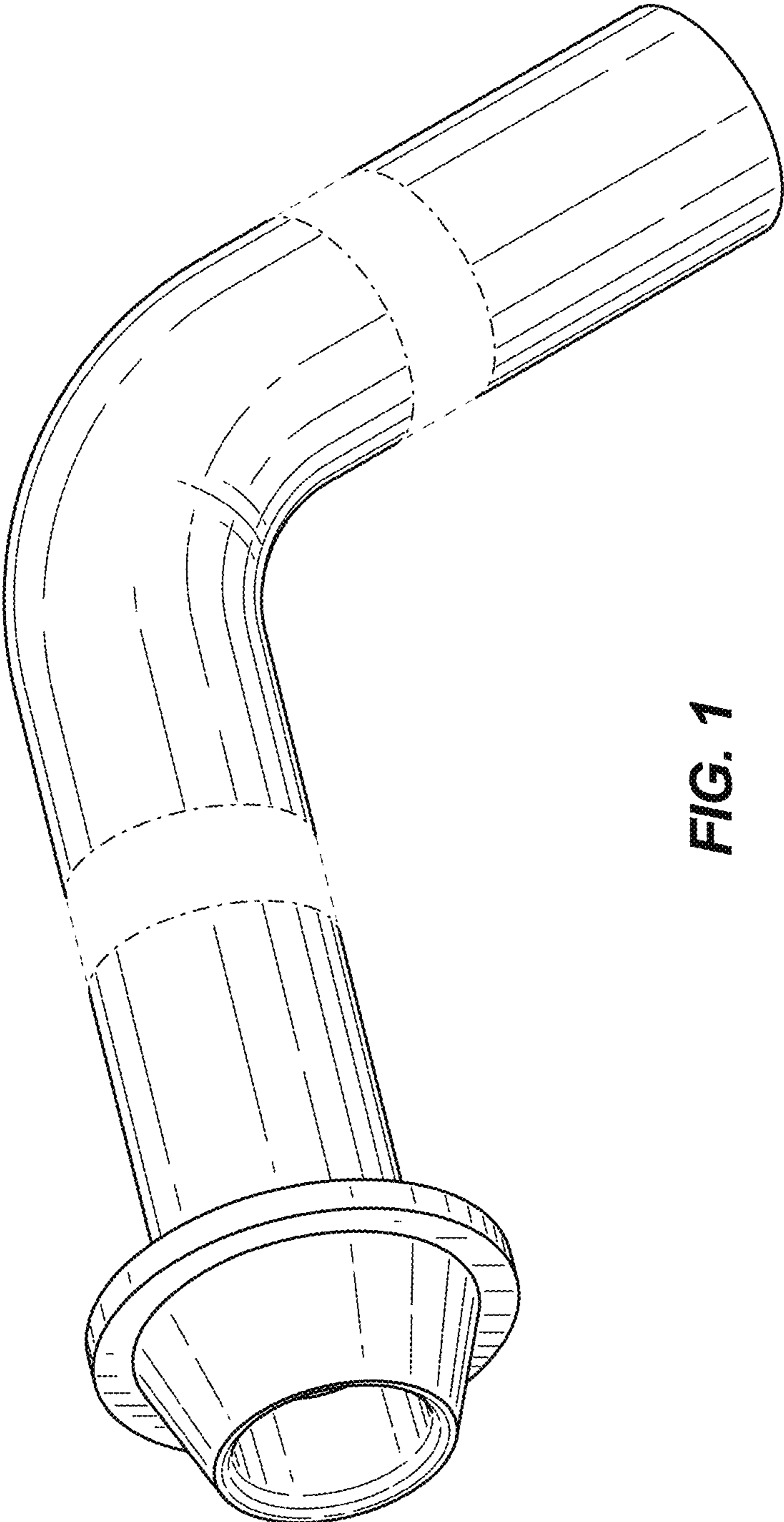


FIG. 1

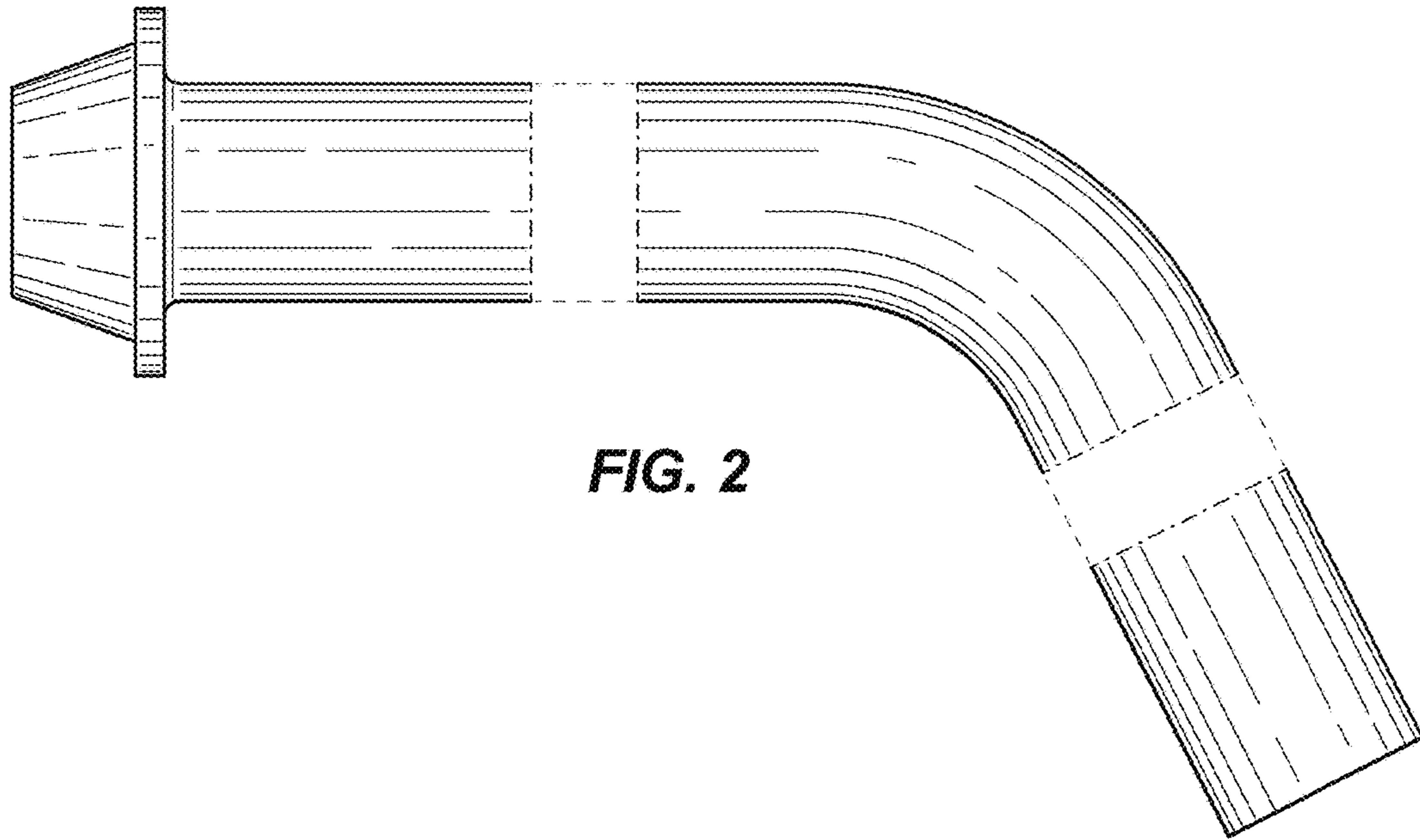


FIG. 2

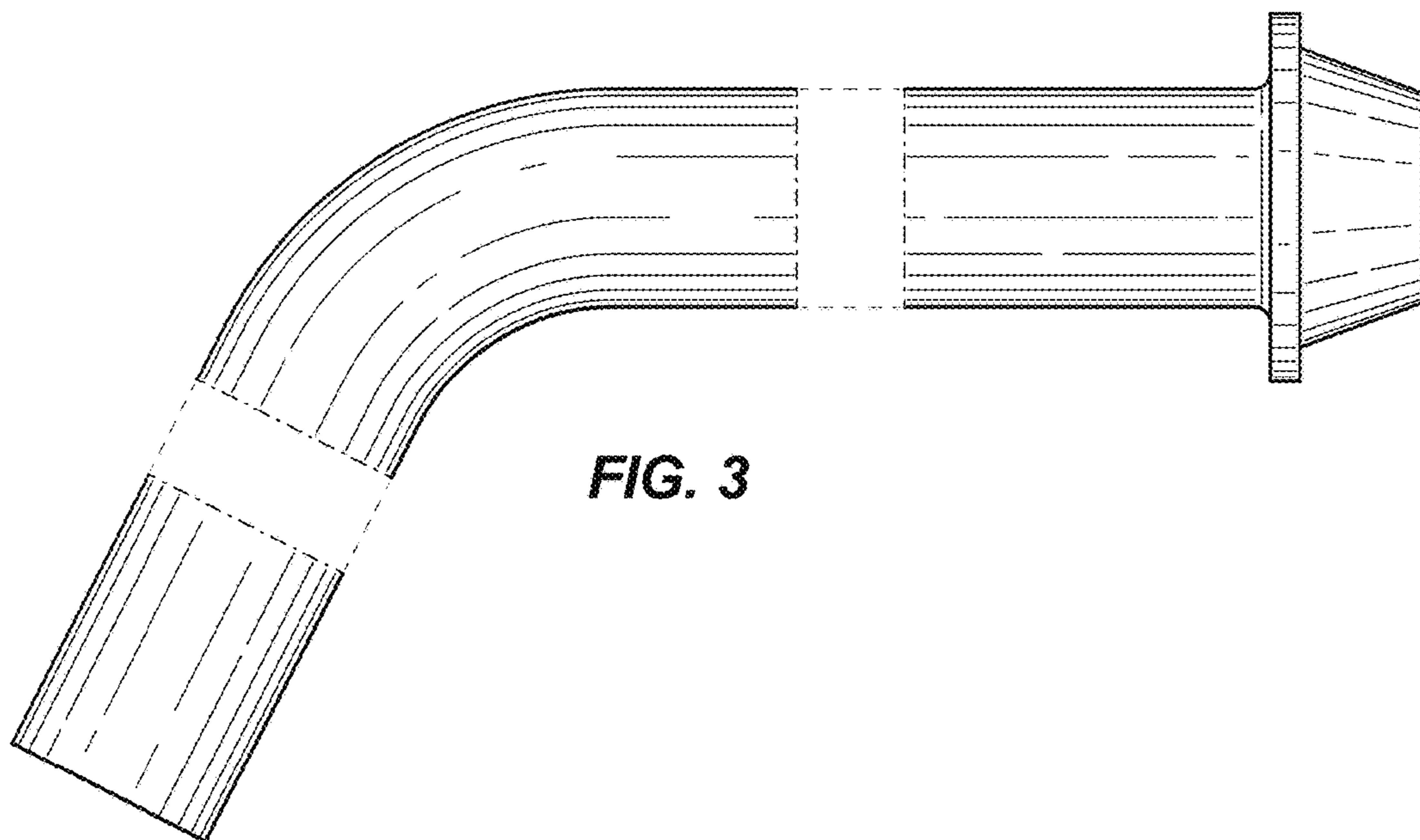


FIG. 3

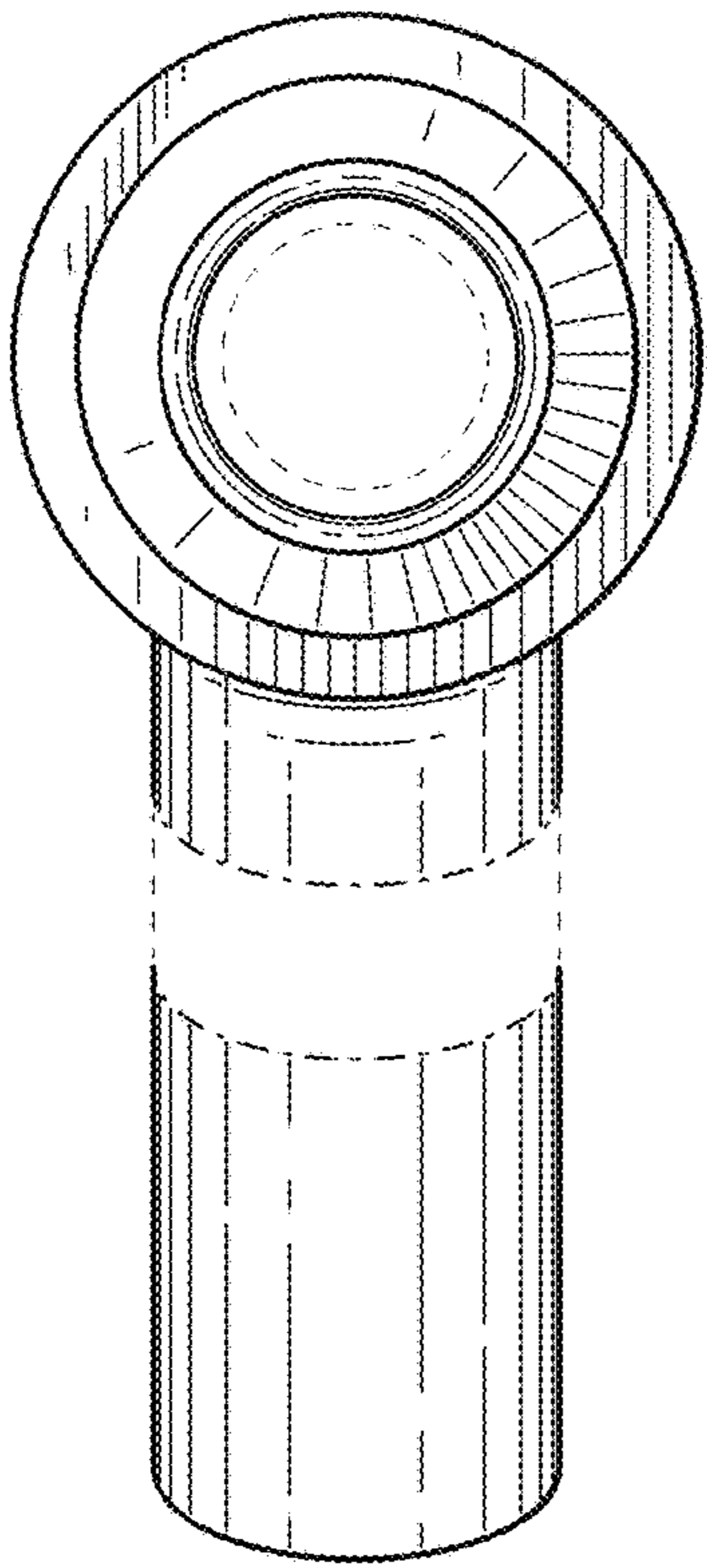


FIG. 4

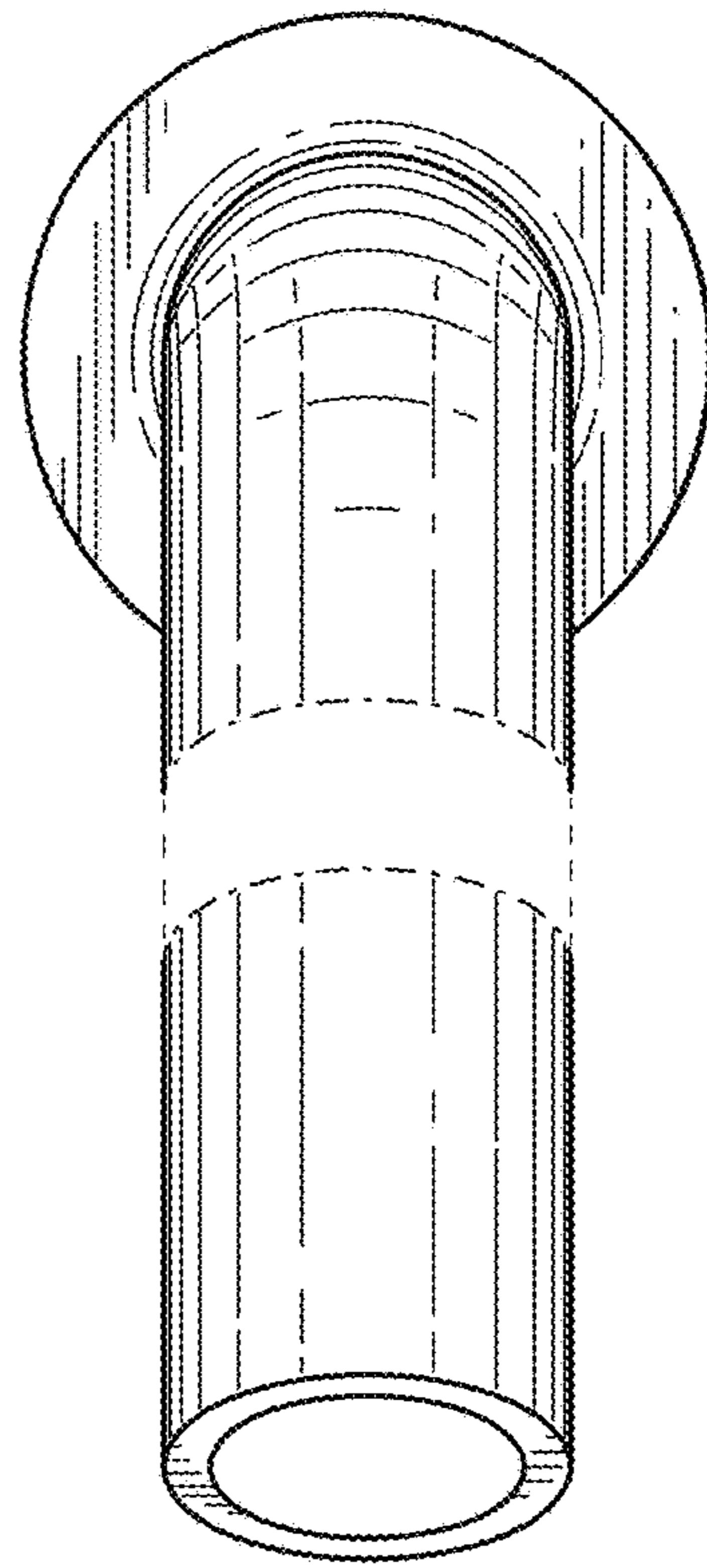


FIG. 5

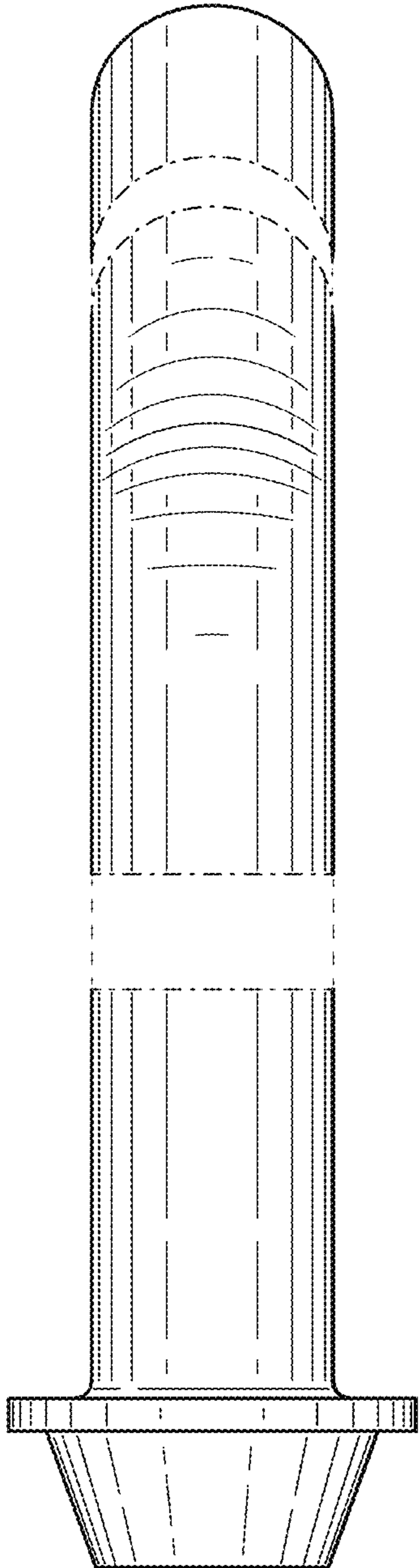


FIG. 6

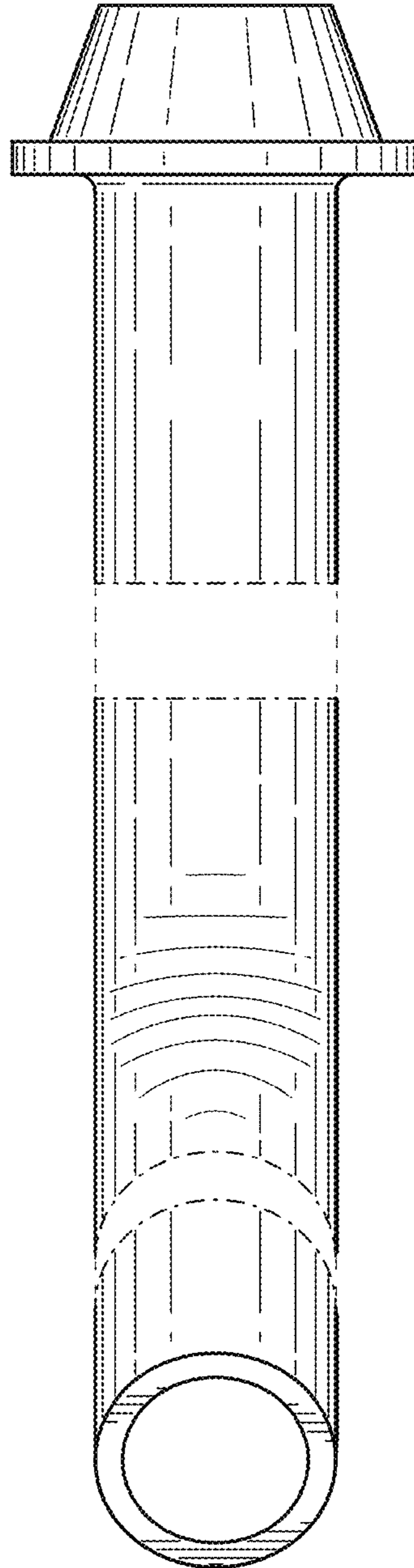


FIG. 7

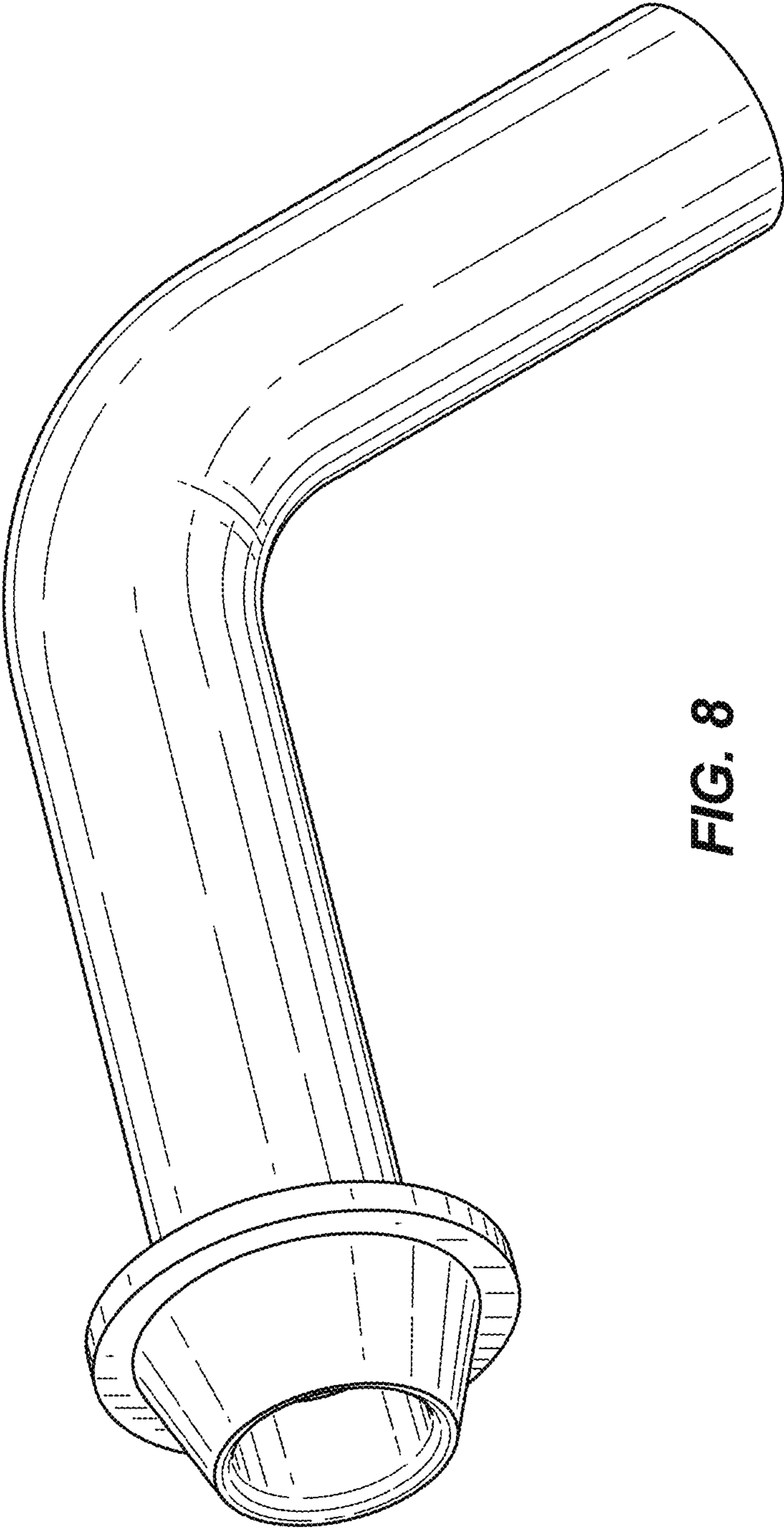


FIG. 8

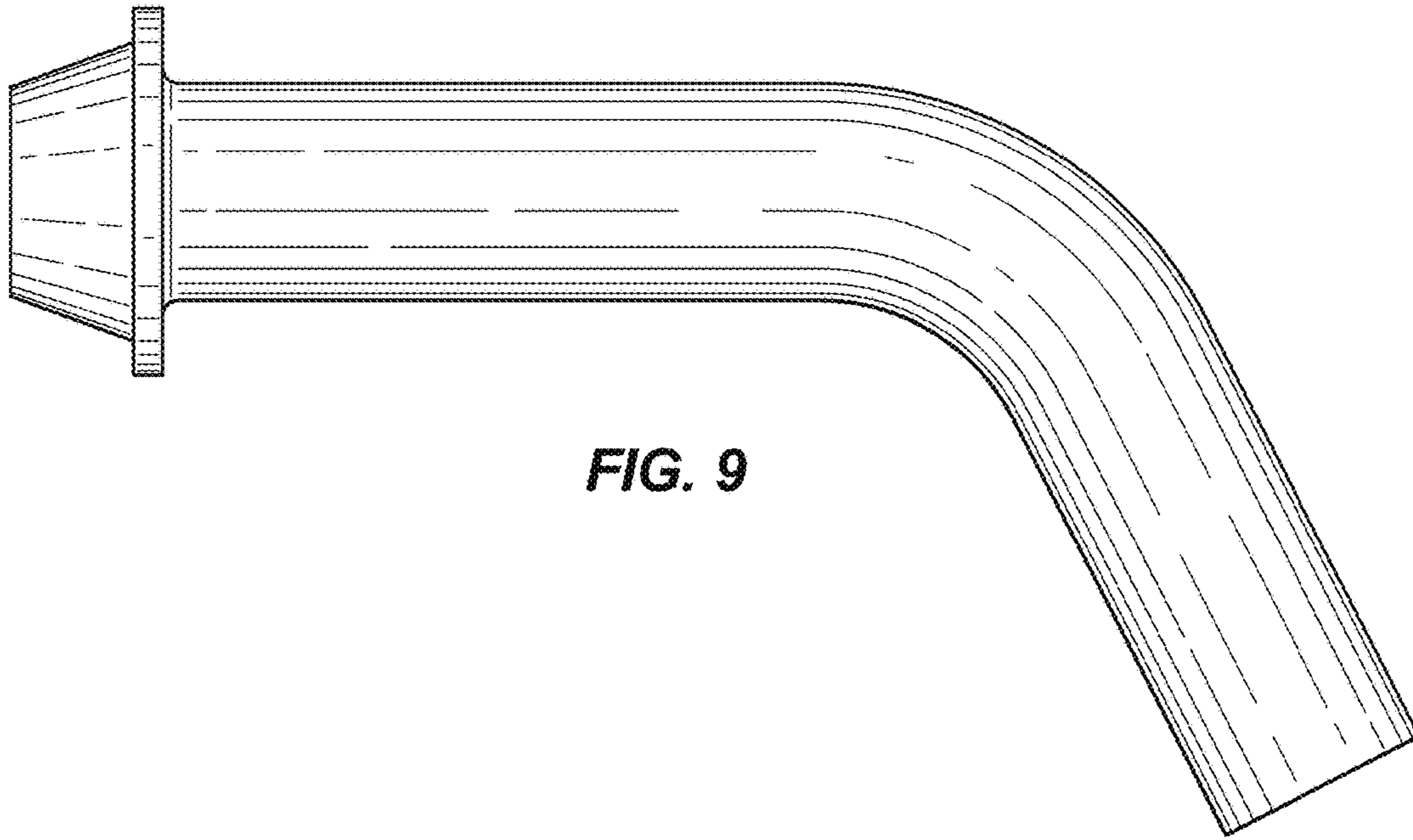


FIG. 9

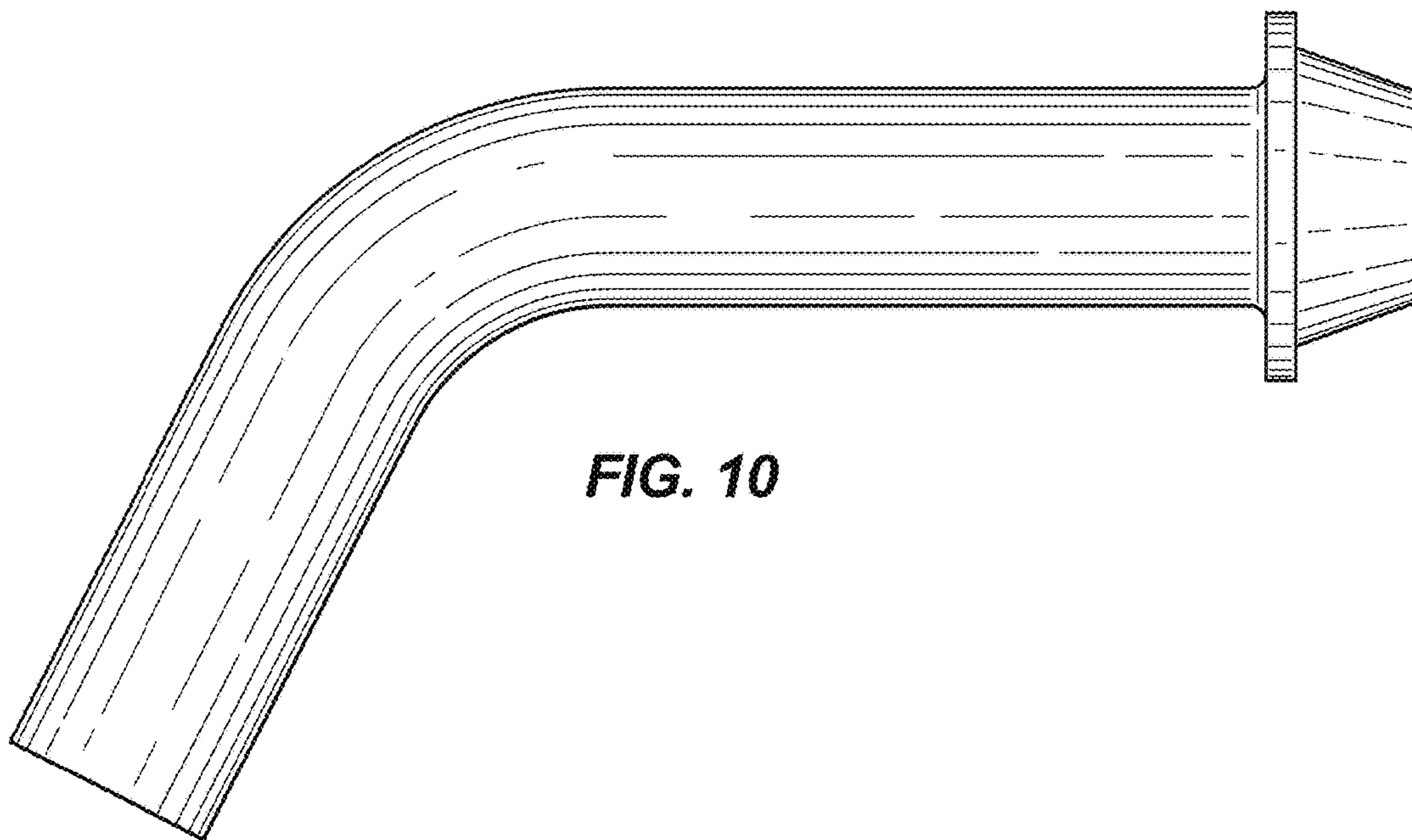


FIG. 10

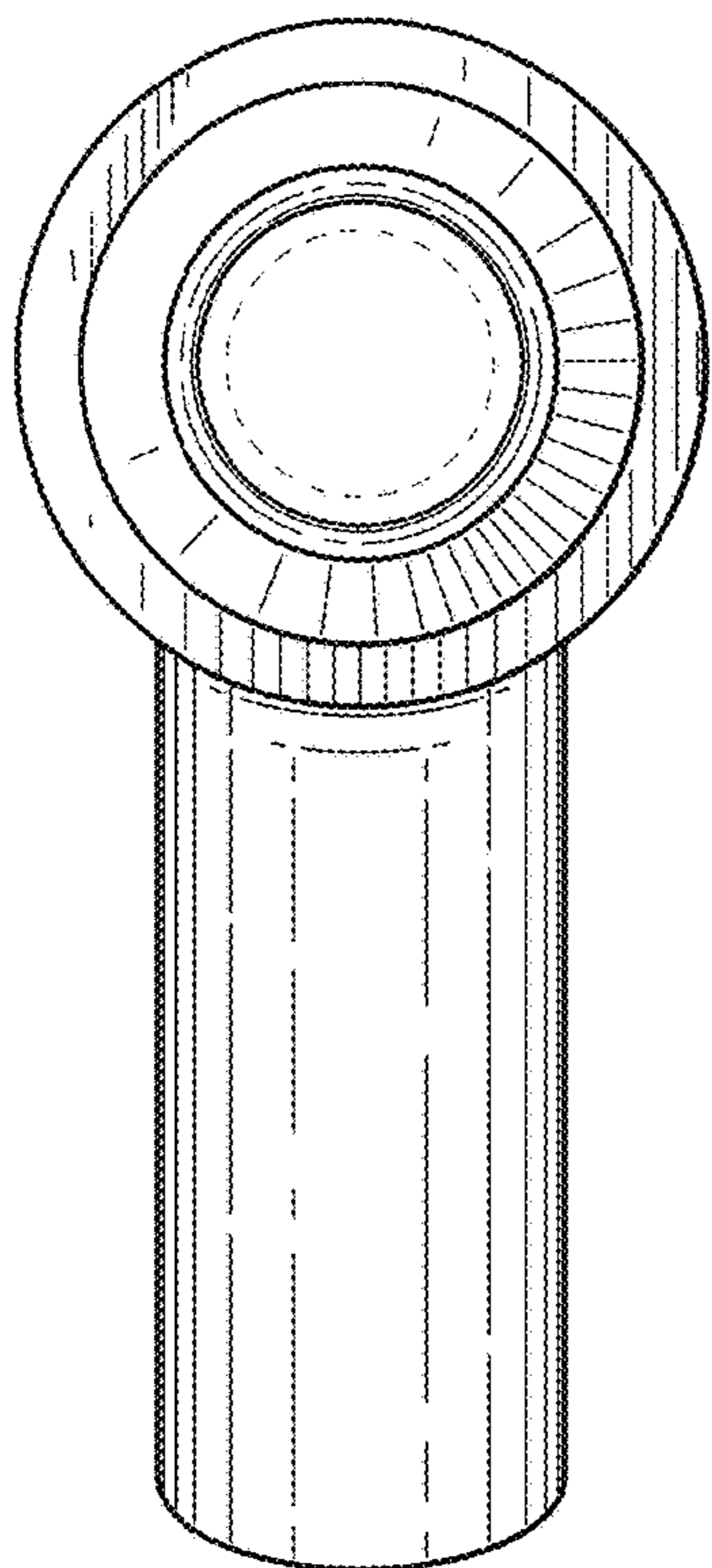


FIG. 11

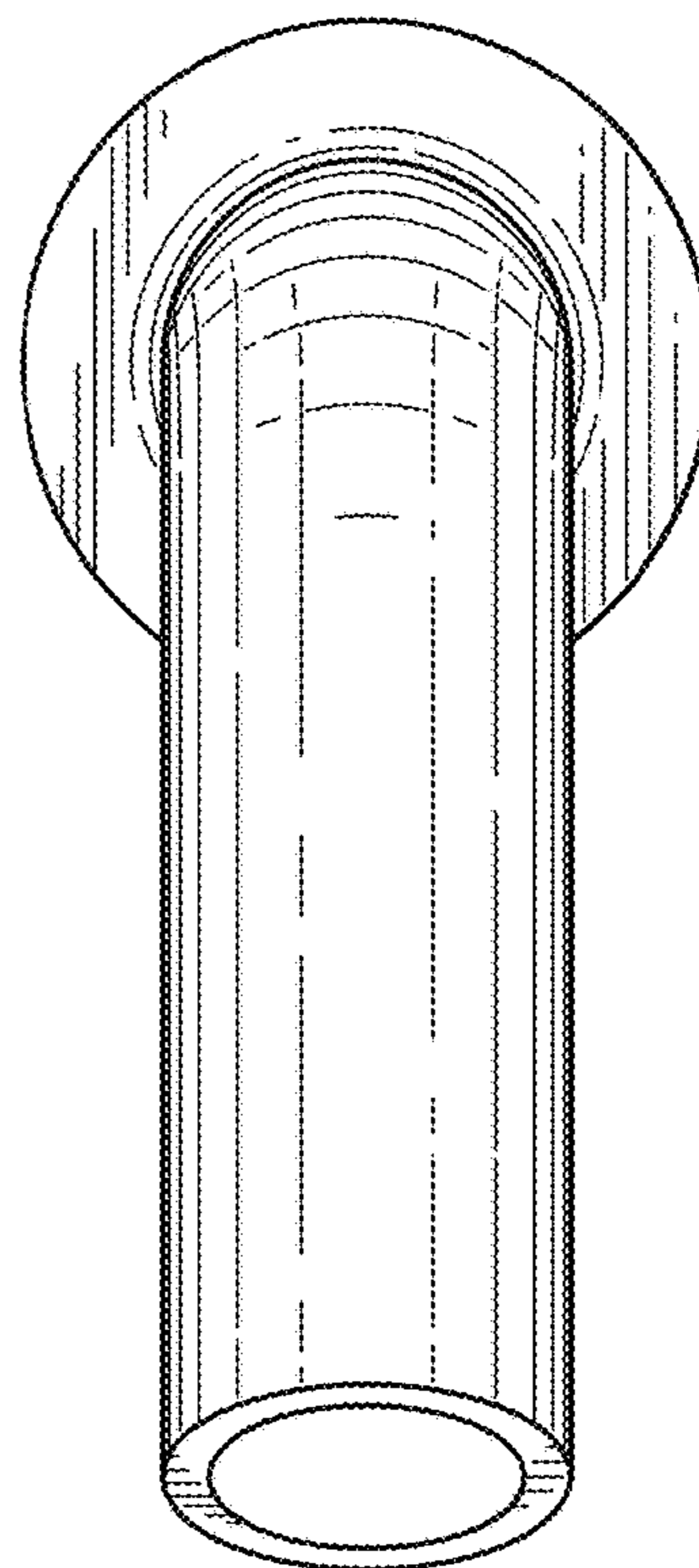


FIG. 12

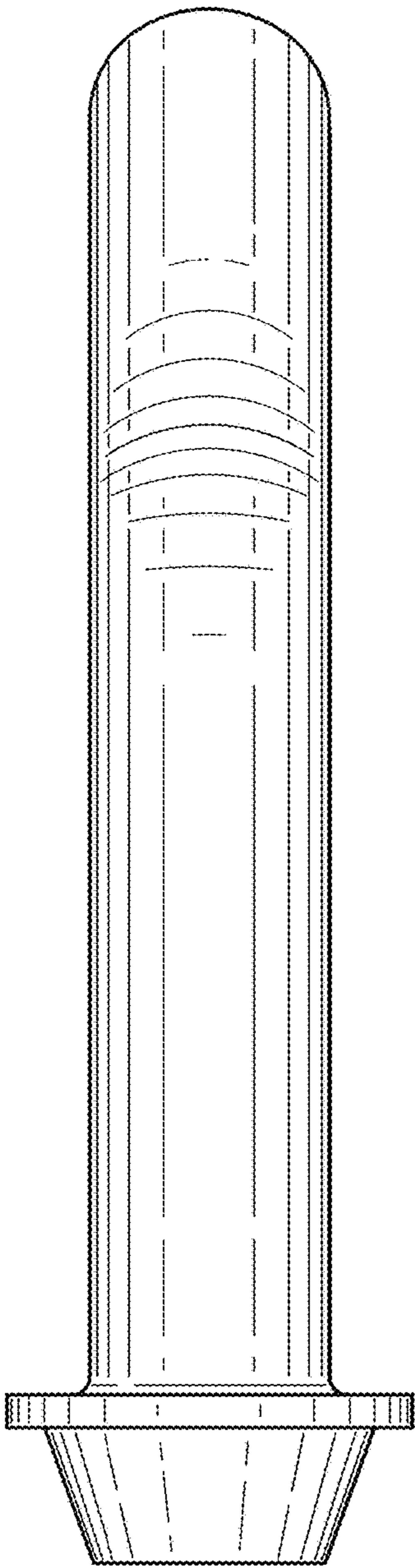


FIG. 13

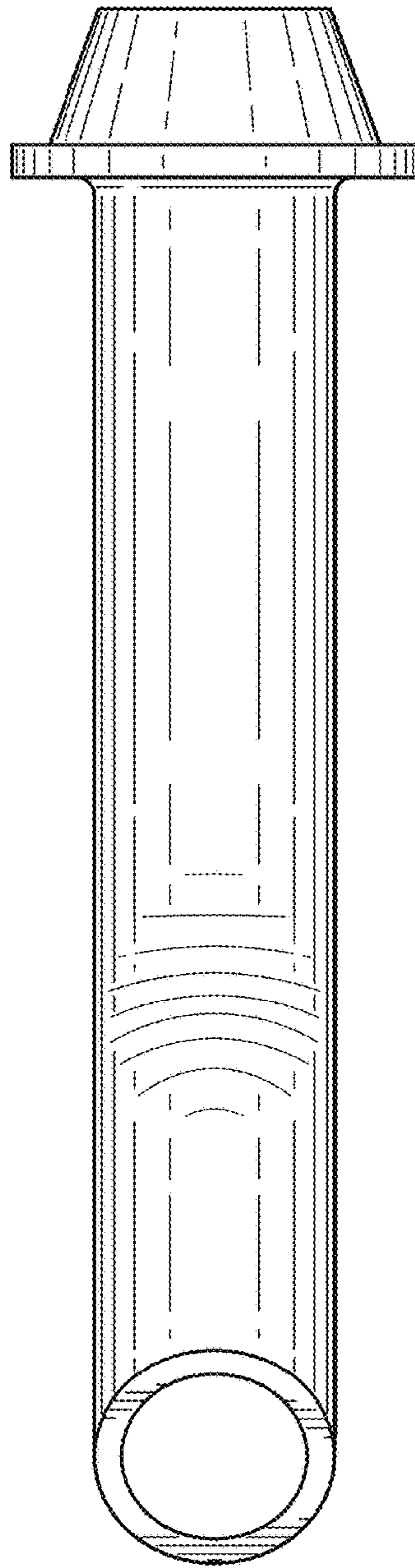


FIG. 14