



US00D783768S

(12) **United States Design Patent**
McGannon

(10) **Patent No.:** **US D783,768 S**
(45) **Date of Patent:** **** Apr. 11, 2017**

(54) **FISHING JIG**

(71) Applicant: **William J. McGannon**, Columbus, NE
(US)

(72) Inventor: **William J. McGannon**, Columbus, NE
(US)

(**) Term: **15 Years**

(21) Appl. No.: **29/560,545**

(22) Filed: **Apr. 7, 2016**

(51) **LOC (10) Cl.** **22-05**

(52) **U.S. Cl.**
USPC **D22/144; D22/126**

(58) **Field of Classification Search**
USPC D22/126-133, 144; 43/42.37, 42.39,
43/42.22, 42.53, 42.5, 42.47, 42.26, 42.28
CPC A01K 85/00; A01K 85/01; A01K 85/16;
A01K 91/04; A01K 83/06
See application file for complete search history.

(56) **References Cited**

U.S. PATENT DOCUMENTS

2,927,392	A	3/1960	Lievense et al.	
3,550,306	A *	12/1970	Heitman	A01K 83/06 43/42.37
5,175,955	A *	1/1993	Wilson	A01K 85/00 43/42.36
5,806,234	A	9/1998	Nichols	
D408,883	S *	4/1999	Snyder	D22/126

5,953,849	A	9/1999	Boucher, Jr.	
D425,599	S *	5/2000	Lummis	D22/133
6,718,683	B2	4/2004	Hawkins	
D769,405	S *	10/2016	Johnson	D22/126
2003/0154642	A1	8/2003	Johnston	
2011/0107653	A1	5/2011	Tsai	

* cited by examiner

Primary Examiner — Catheri Oliver-Garcia
(74) *Attorney, Agent, or Firm* — Briggs and Morgan,
P.A.; Gerald E. Helget

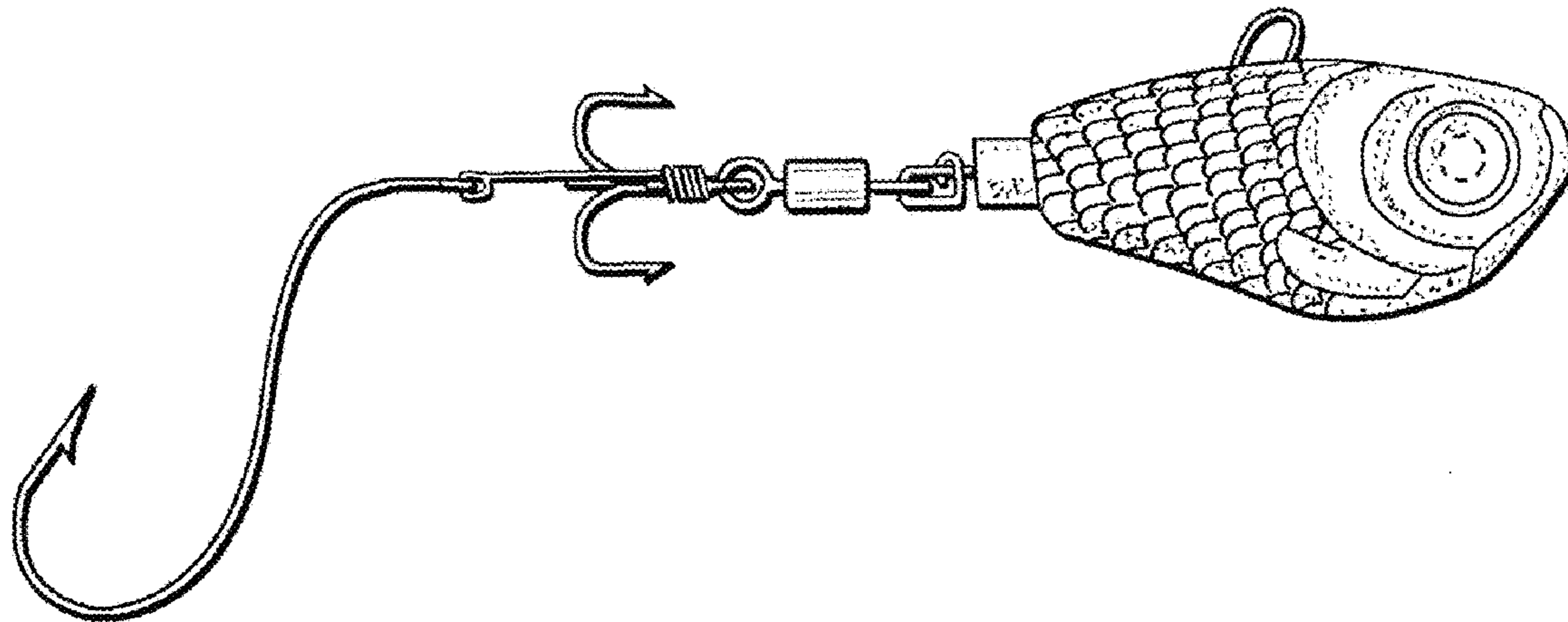
(57) **CLAIM**

The ornamental design for a fishing jig, as shown and described.

DESCRIPTION

FIG. 1 is a right side elevational view showing my new design for a fishing jig;
FIG. 2 is a left side elevational view;
FIG. 3 is a top plan view;
FIG. 4 is a bottom plan view;
FIG. 5 is a front elevational view; and,
FIG. 6 is a rear elevational view.
The broken lines shown in FIGS. 1 and 2 represent environment and are included for the purpose of illustrating only and form no part of the claimed design.

1 Claim, 1 Drawing Sheet



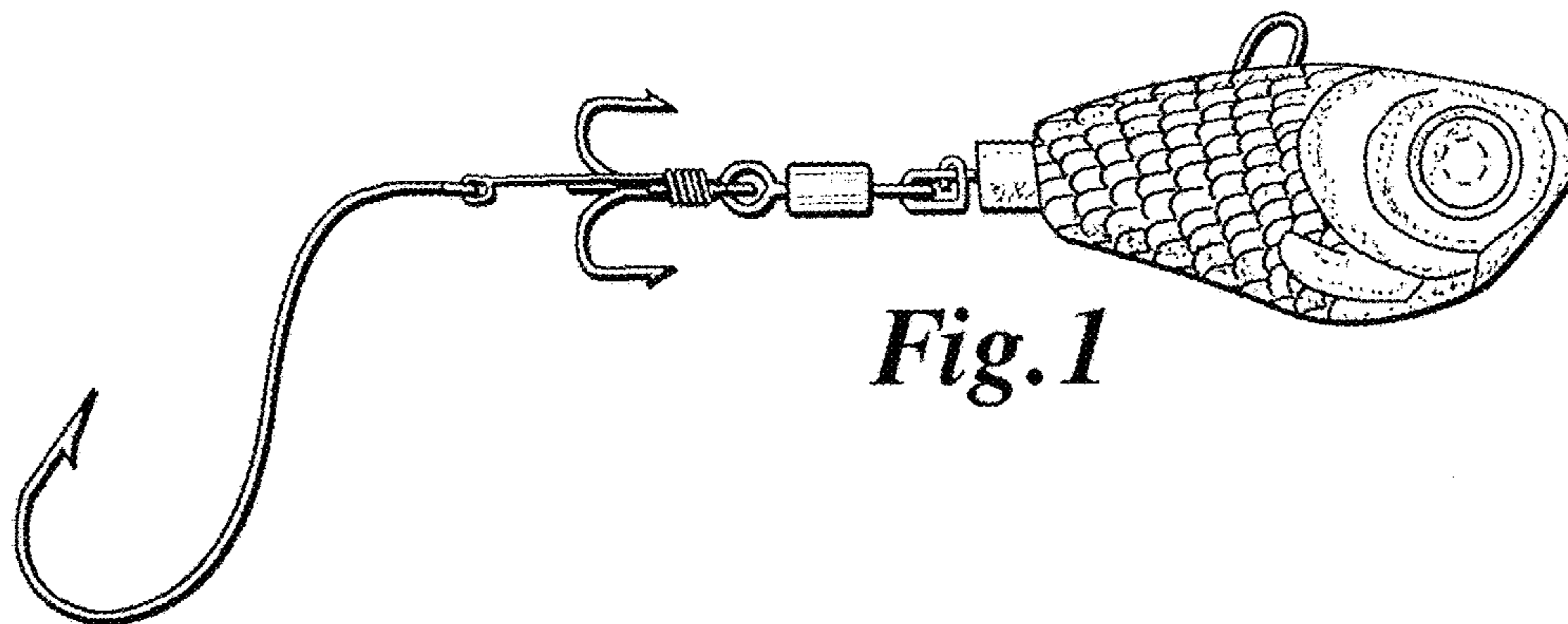


Fig. 1

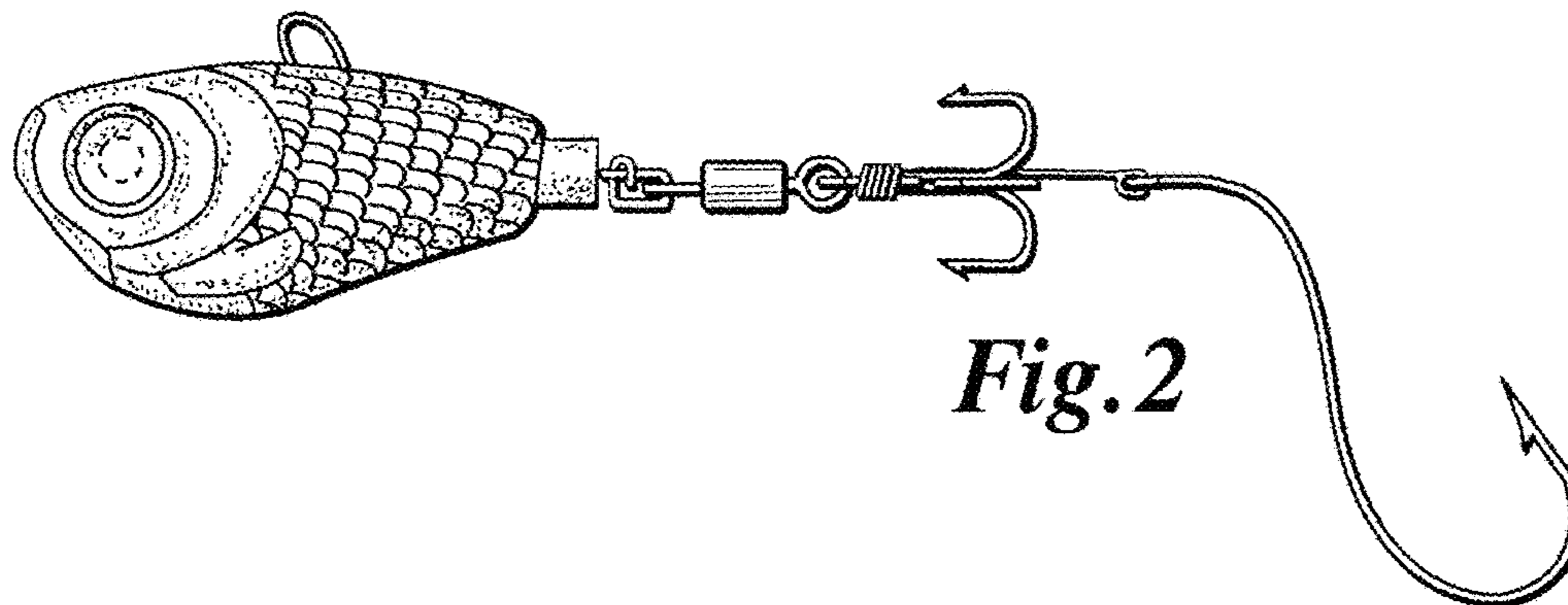


Fig. 2



Fig. 3

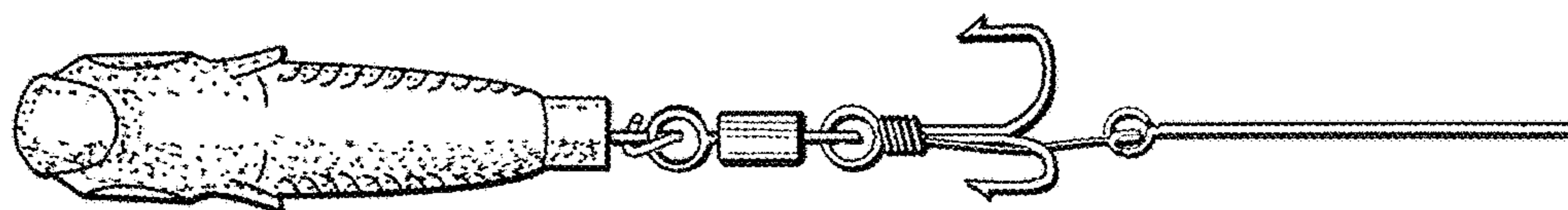


Fig. 4

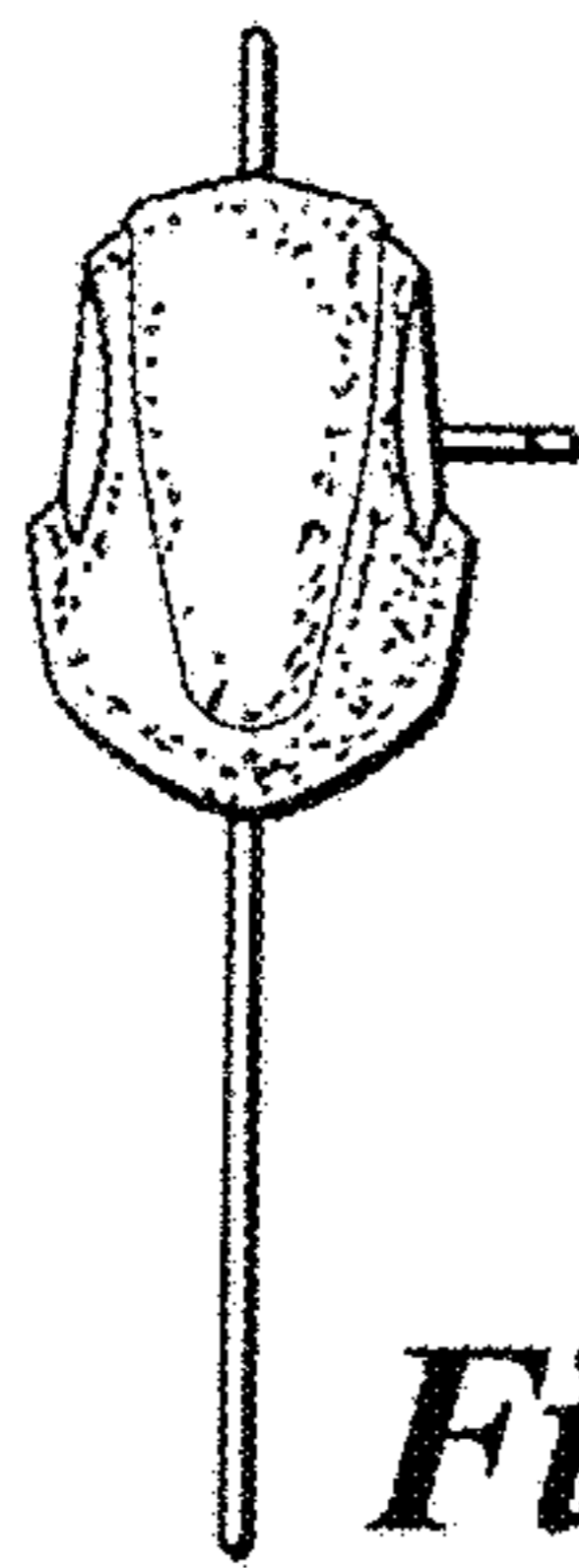


Fig. 5




Fig. 6