



US00D783762S

(12) **United States Design Patent**
Larson, Jr.

(10) **Patent No.:** **US D783,762 S**
(45) **Date of Patent:** **** Apr. 11, 2017**

(54) **MUZZLE BRAKE**

(71) Applicant: **Rock River Arms, Inc.**, Colona, IL
(US)

(72) Inventor: **Lester C. Larson, Jr.**, Colona, IL (US)

(73) Assignee: **Rock River Arms, Inc.**, Colona, IL
(US)

(**) Term: **15 Years**

(21) Appl. No.: **29/551,773**

(22) Filed: **Jan. 15, 2016**

(51) **LOC (10) Cl.** **22-01**

(52) **U.S. Cl.**
USPC **D22/108**

(58) **Field of Classification Search**
USPC D22/108; D21/572-573; 89/14.05,
89/14.1-14.8; 42/8-12, 44, 63-64,
42/75.01-75.04, 76.01, 76.02-76.1;
433/159, 173
CPC F41A 21/02; F41A 21/08; F41A 21/48;
F41A 21/481; F41A 21/482; F41A
21/484; F41A 21/485; F41A 21/487;
F41A 21/488; F41A 21/34; F41A 21/325;
F41A 21/32; F41A 21/28

See application file for complete search history.

(56) **References Cited**

U.S. PATENT DOCUMENTS

D279,812 S *	7/1985	Cellini	89/14.3
4,716,809 A *	1/1988	A'Costa	F41A 21/34 42/96
4,742,776 A *	5/1988	Scuto	F42B 12/34 102/439
D488,715 S *	4/2004	Plumer	D8/397
D605,724 S *	12/2009	Heath	D22/108
D647,588 S *	10/2011	Heath	D22/108
9,182,187 B1 *	11/2015	Griffith	F41A 21/32
D746,937 S *	1/2016	Larson, Jr.	D22/108
D747,429 S *	1/2016	Larson, Jr.	D22/108

9,261,319 B1 *	2/2016	Palu	F41A 21/34
2007/0094912 A1 *	5/2007	Bender	F41A 23/10 42/94
2008/0094063 A1 *	4/2008	Renz	G01R 33/34076 324/318

(Continued)

OTHER PUBLICATIONS

RRA Helical Tactical Muzzle Brake, Rock River Arms, [online], [site visited Oct. 3, 2016]. <URL: http://www.rockriverarms.com/index.cfm?fuseaction=category.display&category_id=276>.*
A2 Style Birdcage Black Steel Muzzle Brake 1/2x28 Threaded .223 5.56 223 556, Terapeak.com, [online], [site visited Oct. 3, 2016]. <URL: <http://www.terapeak.com/worth/a2-style-birdcage-black-steel-muzzle-brake-1-2x28-threaded-223-5-56-223-556/281739556436/>>.*

(Continued)

Primary Examiner — T. Chase Nelson
Assistant Examiner — Jonathan J Han
(74) *Attorney, Agent, or Firm* — Banner & Witcoff, Ltd.

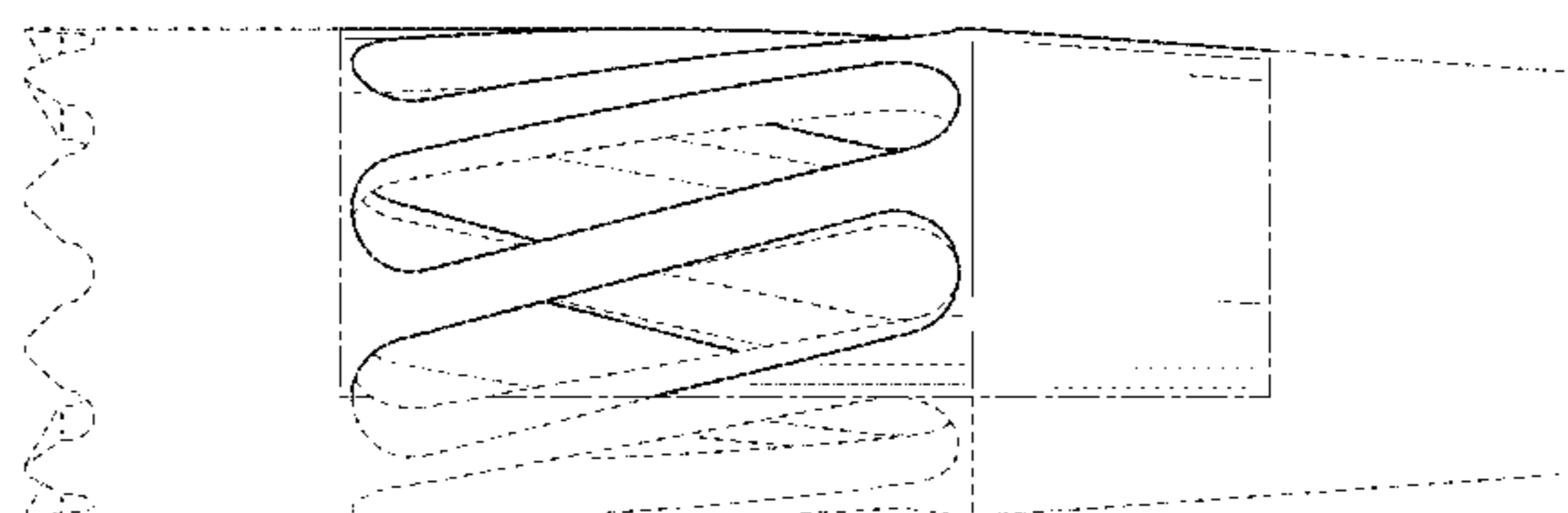
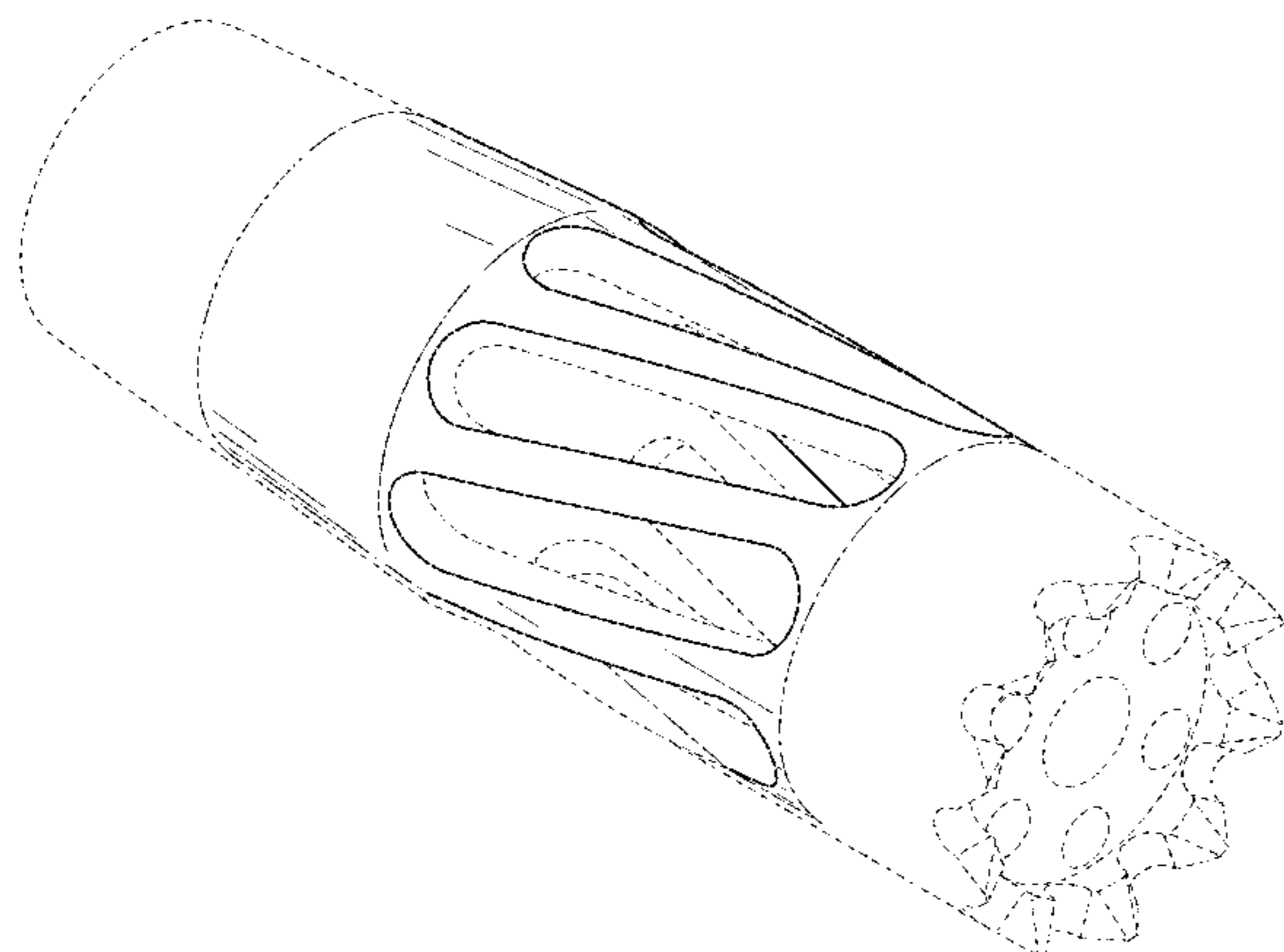
(57) **CLAIM**

The ornamental design for a muzzle brake, as shown and described.

DESCRIPTION

FIG. 1 is a top, front, left perspective view of a muzzle brake showing my new design;
FIG. 2 is a front view thereof;
FIG. 3 is a right side view thereof;
FIG. 4 is a left side view thereof; and,
FIG. 5 is a top view thereof.
The uneven-length broken line within the shaded area in FIGS. 1 and 3-5 correspond to an unclaimed feature. The broken lines immediately adjacent to the shaded area represent unclaimed boundaries of the claimed design. The even-length broken lines showing the remainder of the muzzle brake are for environmental purposes only and form no part of the claimed design.

1 Claim, 3 Drawing Sheets



(56)

References Cited

U.S. PATENT DOCUMENTS

2011/0252952	A1 *	10/2011	McNeill	F41A 21/38 89/14.3
2012/0180352	A1 *	7/2012	Addis	F41A 21/32 42/1.06
2014/0237881	A1 *	8/2014	Mack	F41A 21/325 42/90
2015/0300796	A1 *	10/2015	Geswender	F42B 14/06 102/523
2015/0323275	A1 *	11/2015	Lessard	F41A 21/30 89/14.4
2015/0377577	A1 *	12/2015	Pappas	F41A 21/34 89/14.2
2016/0138898	A1 *	5/2016	Schultz	F42B 7/08 102/451
2016/0169606	A1 *	6/2016	Joplin	F41A 21/36 42/1.06

OTHER PUBLICATIONS

Radical Firearms SpitFire Muzzle Brake— $\frac{1}{2}$ ×28, PrimaryArms.com, [online], [site visited Oct. 3, 2016]. <URL: <http://www.primaryarms.com/rfsf-556/p/rfsf-556/>>.*

Diamondhead USA T-Brake Muzzle Brake—5.56, PrimaryArms.com, [online], [site visited Oct. 3, 2016]. <URL: <http://www.primaryarms.com/3205/p/3205/>>.*

Wilson Combat—AR-15 Muzzle Brake Q-Comp, Brownells, [online], [site visited]. <URL: <http://www.brownells.com/rifle-parts/muzzle-devices/compensators-amp-muzzle-brakes/ar-15-muzzle-brake-q-comp-prod88019.aspx>>.*

AR-Stoner Heli-Port Muzzle Brake 0.765"-20 Thread AR-15 50 Caliber, MidwayUSA, [online], [site visited Oct. 3, 2016]. <URL: <http://www.midwayusa.com/product/2228238134/ar-stoner-heli-port-muzzle-brake-0765-20-thread-ar-15-50-caliber>>.*

* cited by examiner

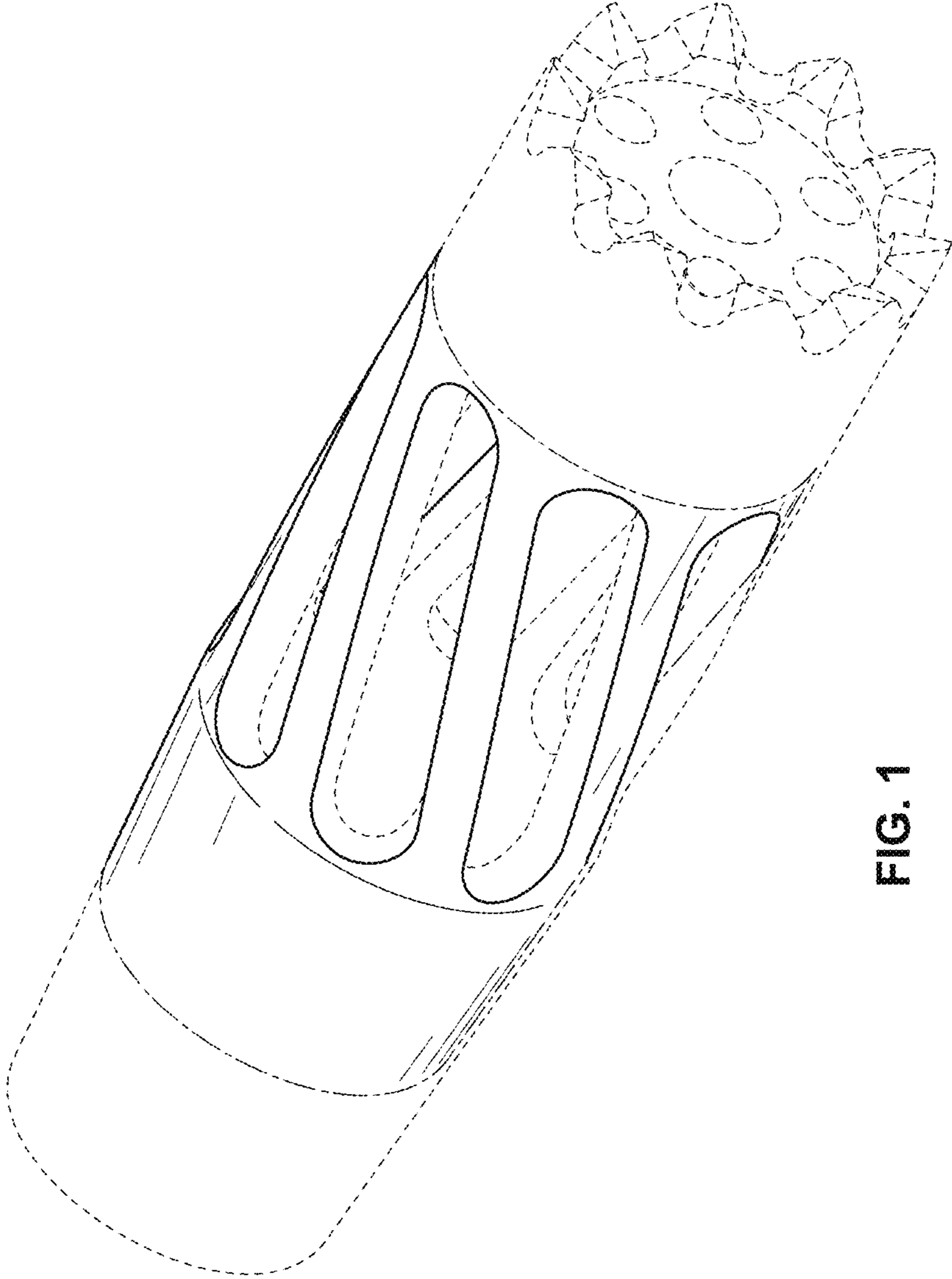


FIG. 1

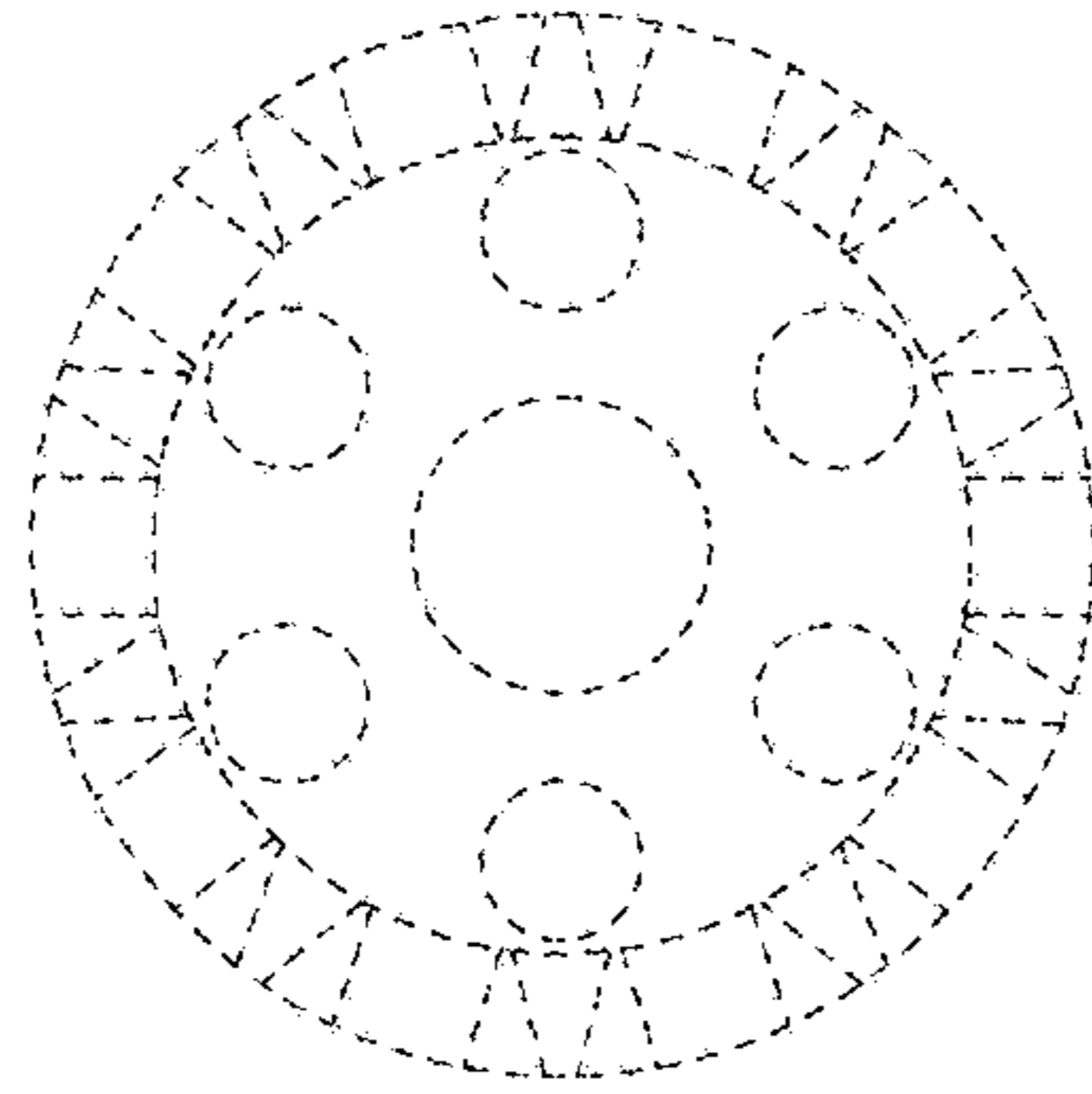


FIG. 2

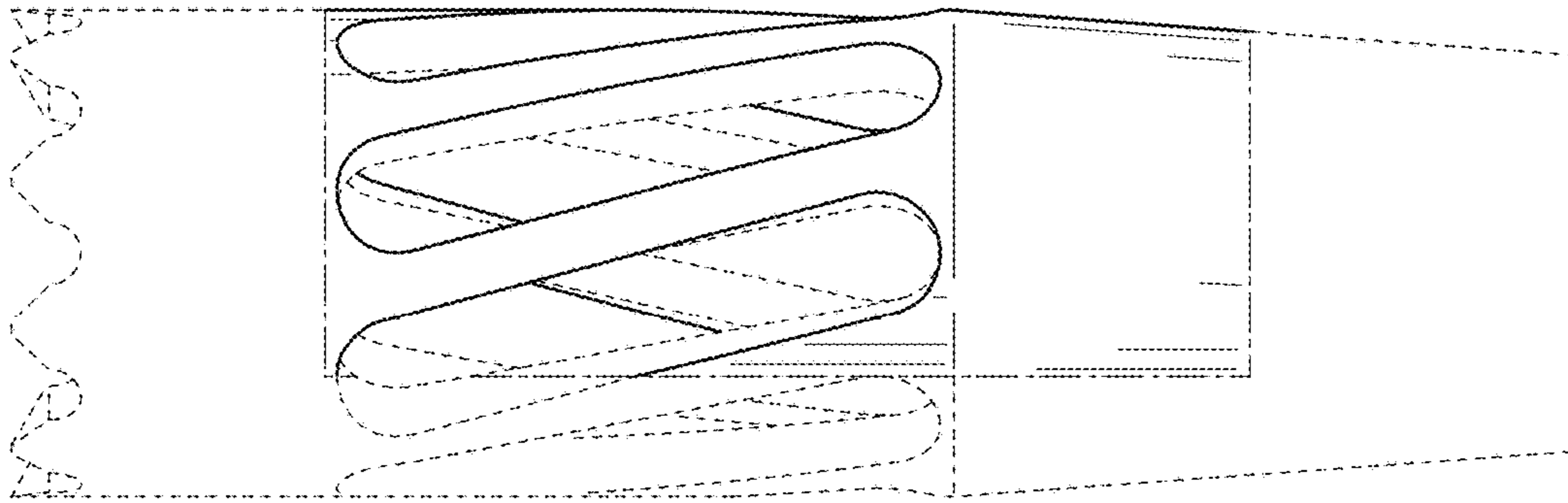


FIG. 3

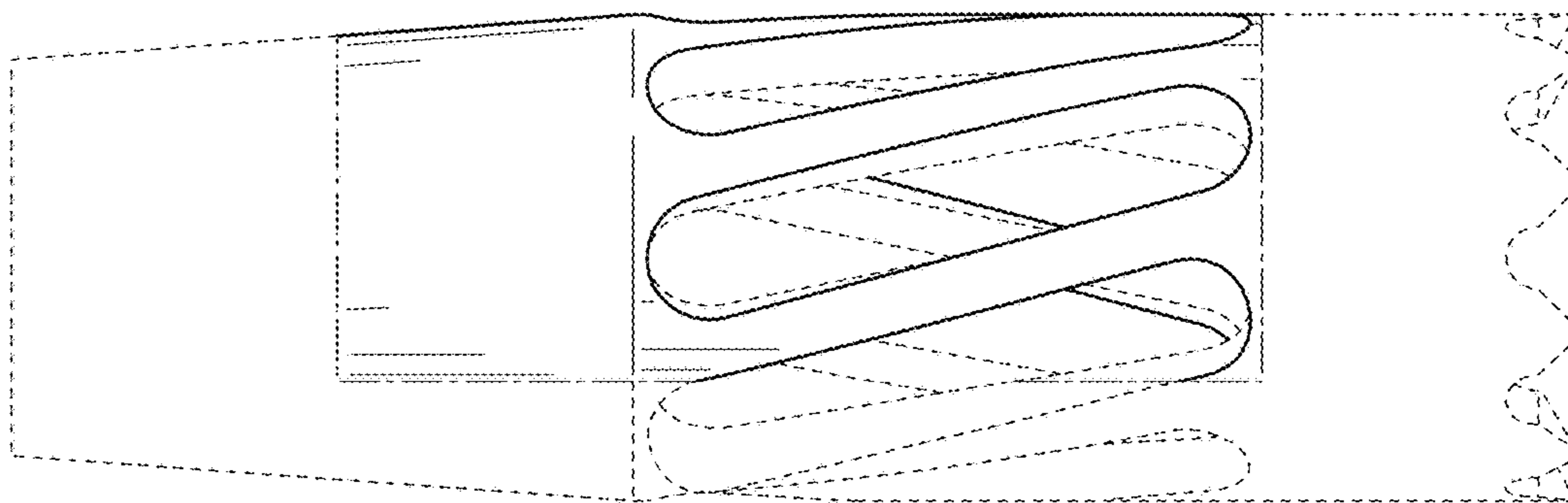


FIG. 4

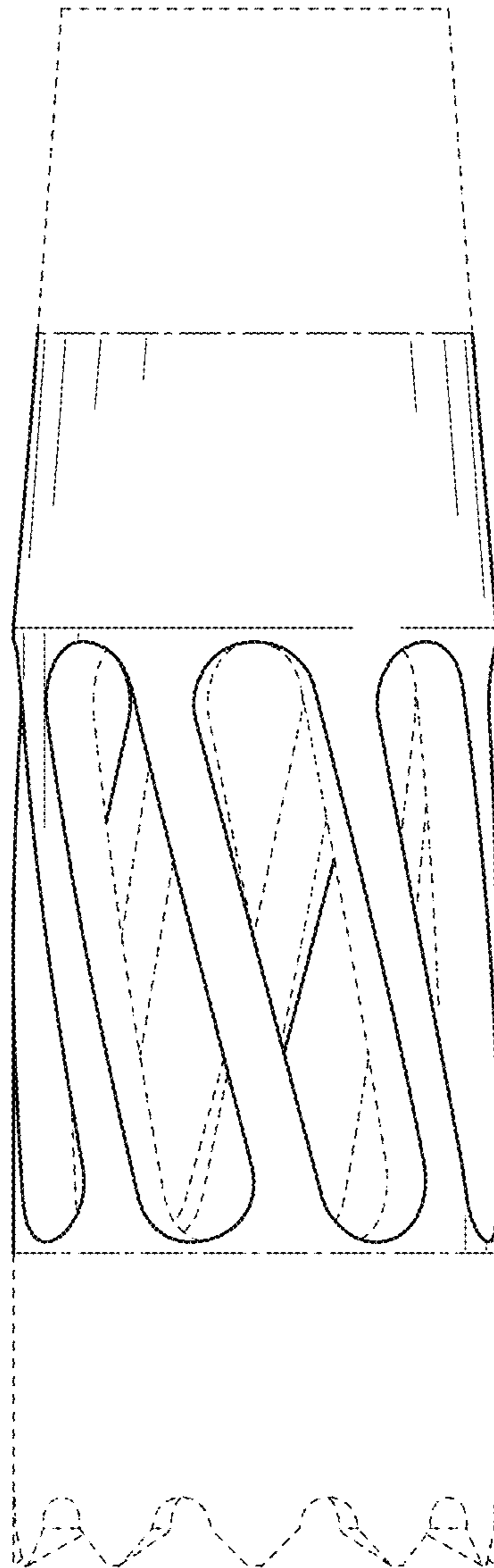


FIG. 5