



US00D783752S

(12) **United States Design Patent**
Snoek

(10) **Patent No.:** **US D783,752 S**

(45) **Date of Patent:** **** Apr. 11, 2017**

- (54) **WHEEL**
- (71) Applicant: **Collin Gabriel Snoek**, Grand Rapids, MI (US)
- (72) Inventor: **Collin Gabriel Snoek**, Grand Rapids, MI (US)
- (73) Assignee: **CAPSULE COLLECTIVE L.L.C.**, Grand Rapids, MI (US)

- 6,629,735 B1 * 10/2003 Galy A63C 17/223
301/5.301
- D509,179 S * 9/2005 Ibaraki D12/501
- D588,668 S * 3/2009 Riess D21/779
- D626,914 S * 11/2010 Behr D12/604
- D721,151 S * 1/2015 Piper D21/779
- D732,622 S * 6/2015 Piper D21/779
- 2003/0015908 A1 * 1/2003 Young A63C 17/223
301/5.309
- 2003/0168904 A1 * 9/2003 Frigo A63C 17/22
301/5.307

- (**) Term: **14 Years**
- (21) Appl. No.: **29/462,885**

- (22) Filed: **Aug. 9, 2013**
- (51) **LOC (10) Cl.** **21-02**
- (52) **U.S. Cl.**
USPC **D21/779**
- (58) **Field of Classification Search**
USPC D12/204–213, 501, 604–605, 423;
D21/779, 763, 563; D3/318; D8/375;
301/5.309, 5.304, 5.303
CPC ... B60B 33/0028; B60B 33/0036; B60B 3/02;
B60B 3/04; B60B 3/06; B60B 3/10;
B60B 3/004; A63C 17/22; A63C 17/23;
A63C 17/242; A63C 17/00; A63C 17/01;
A63C 17/04; A63C 17/06
See application file for complete search history.

- (56) **References Cited**
U.S. PATENT DOCUMENTS
D107,515 S * 12/1937 Grange et al. D21/779
D256,931 S * 9/1980 Smith D21/563
D301,157 S * 5/1989 Hess D21/779
D448,826 S * 10/2001 Galy D21/779
D466,962 S * 12/2002 Chen D21/779
D480,436 S * 10/2003 Hong D21/563

OTHER PUBLICATIONS

Perspective, side and cross-sectional view of a first prior art wheel.
(Continued)

Primary Examiner — Stacia Cadmus
(74) *Attorney, Agent, or Firm* — Flynn, Thiel, Boutell & Tanis, P.C.

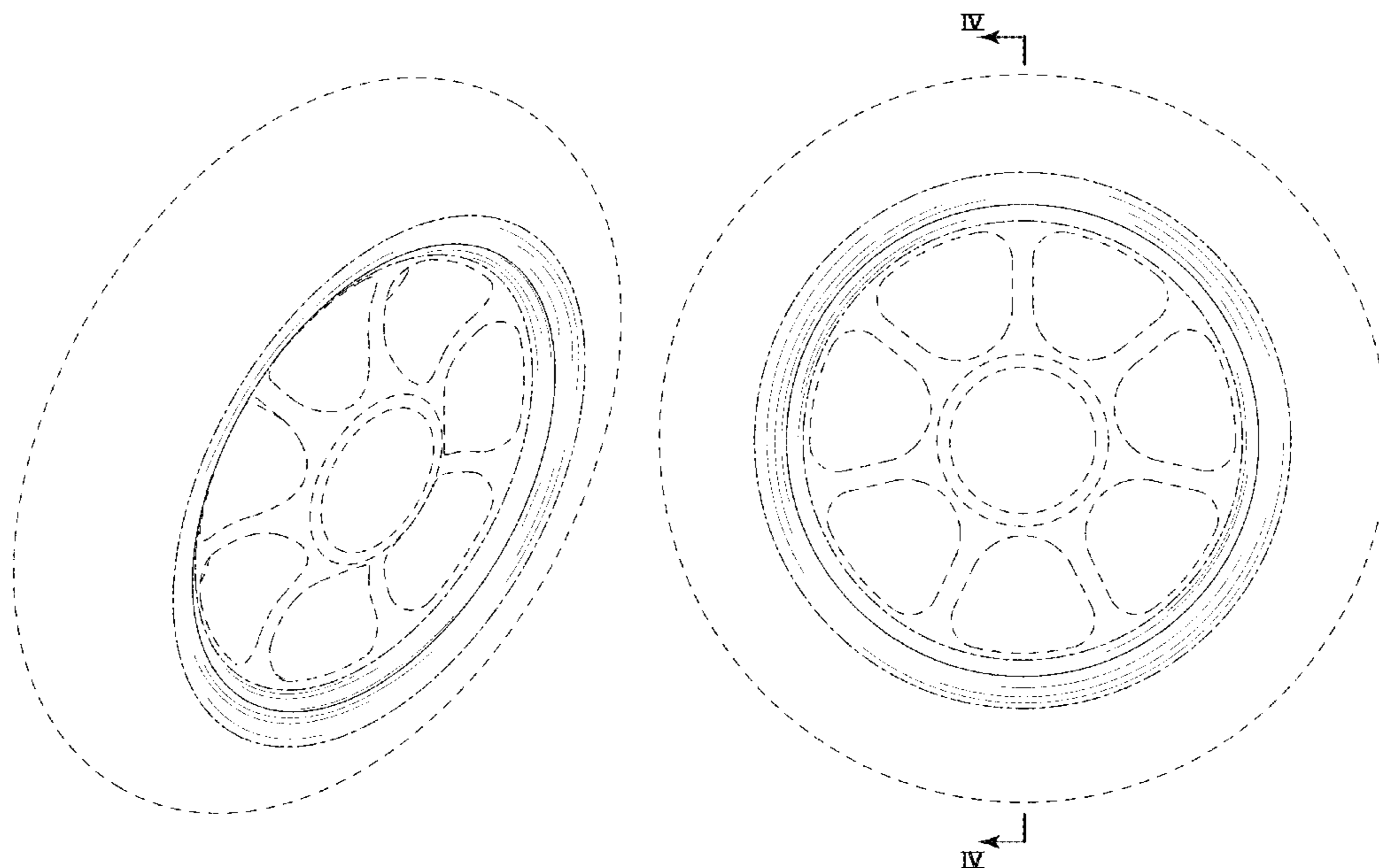
(57) **CLAIM**

The ornamental design for a wheel, as shown and described.

DESCRIPTION

FIG. 1 is a perspective view of a wheel of the present invention;
FIG. 2 is another perspective view thereof;
FIG. 3 is a left side view of the wheel of the present invention, with the right side view being a mirror image thereof; and,
FIG. 4 is a cross-sectional view of the wheel of the present invention taken along line IV-IV of FIG. 3.
The broken line showing of the wheel and the tire is included for the purpose of illustrating environment and forms no part of the claimed design. The dash-dot-dash broken lines define the bounds of the claimed design and form no part thereof.

1 Claim, 4 Drawing Sheets



(56)

References Cited

OTHER PUBLICATIONS

Perspective, side and cross-sectional view of a second prior art wheel.

Perspective, side and cross-sectional view of a third prior art wheel.

* cited by examiner

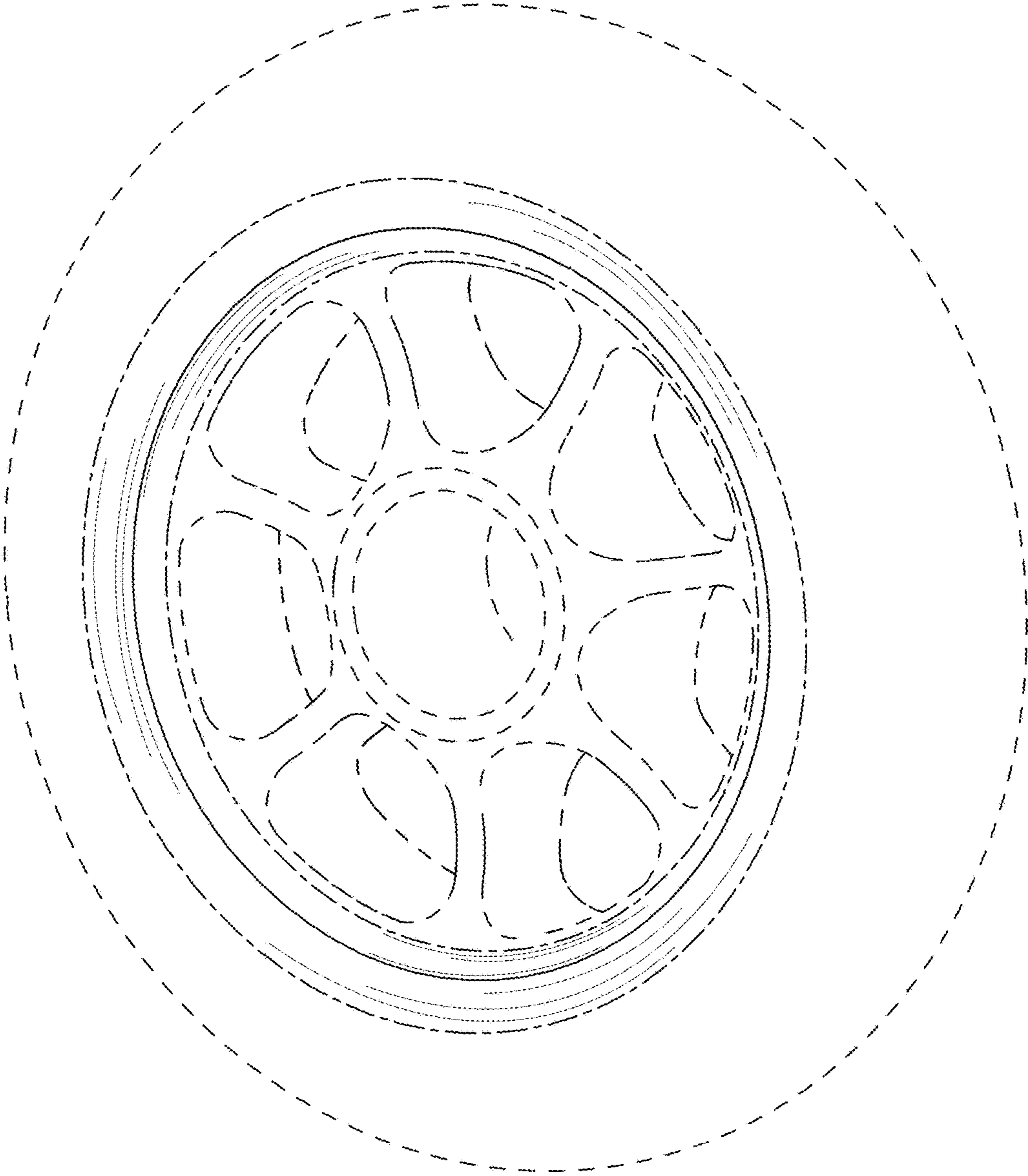


FIG. 1

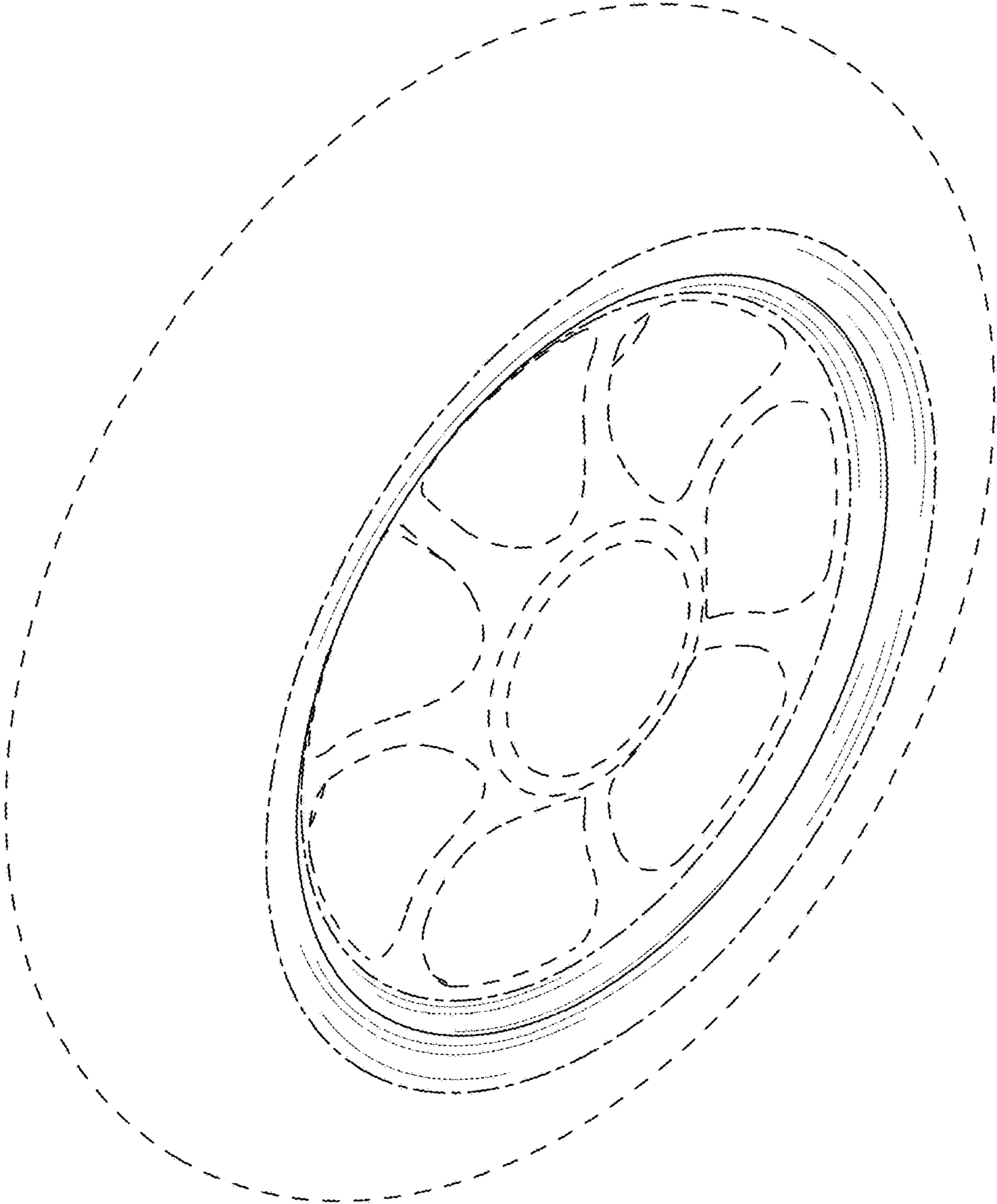


FIG. 2

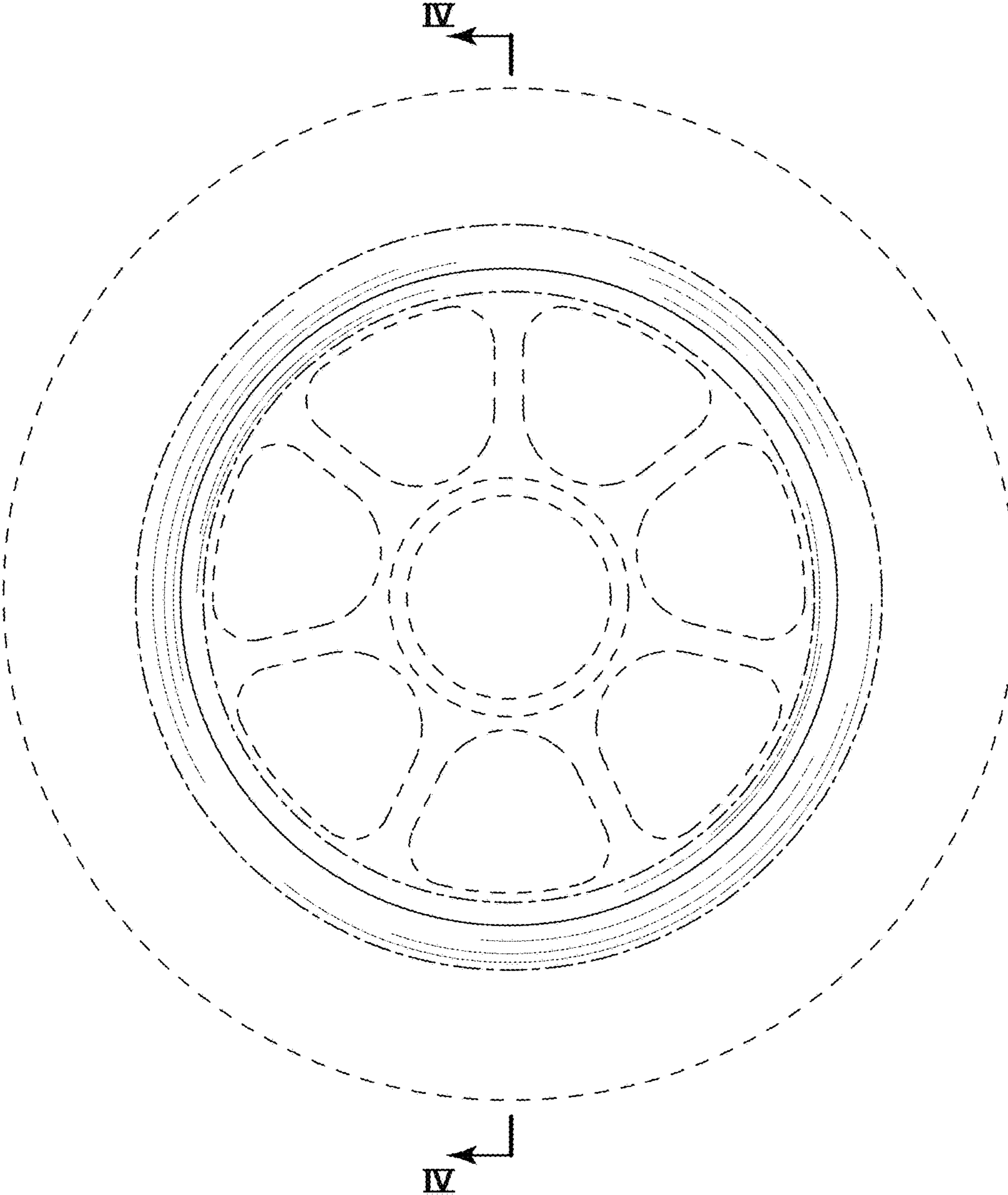


FIG. 3

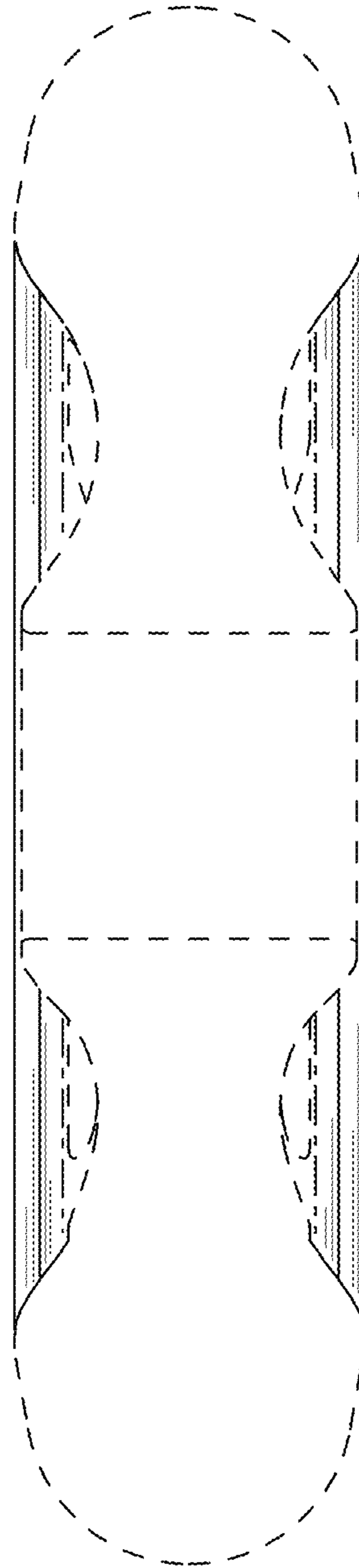


FIG. 4