



US00D783743S

(12) **United States Design Patent**
Wills et al.

(10) **Patent No.:** **US D783,743 S**
(45) **Date of Patent:** **** Apr. 11, 2017**

- (54) **BALL**
- (71) Applicant: **Doskocil Manufacturing Company, Inc.**, Arlington, TX (US)
- (72) Inventors: **Ryan Wills**, Arlington, TX (US); **Kyle Burger**, Seattle, WA (US)
- (73) Assignee: **DOSKOCIL MANUFACTURING COMPANY, INC.**, Arlington, TX (US)

(**) Term: **15 Years**

(21) Appl. No.: **29/550,033**

(22) Filed: **Dec. 30, 2015**

(51) **LOC (10) Cl.** **21-02**

(52) **U.S. Cl.**
USPC **D21/707**

(58) **Field of Classification Search**
 USPC D21/707-714, 373, 386, 398, 405, 406,
 D21/498, 502, 503; D30/160; D11/121;
 473/569, 570, 571, 575, 595, 596,
 473/612-615; 119/707-711
 CPC A63B 37/0001; A63B 37/10; A63B 37/14;
 A63B 39/00; A63B 39/06; A63B
 2039/003; A63B 43/00; A63B 43/002;
 A63B 43/02; A63B 43/04; A63B 43/06;
 A63B 2043/001; A63B 65/00; A63B
 65/12; A63B 65/122; A63H 33/18; A01K
 15/025

See application file for complete search history.

(56) **References Cited**

U.S. PATENT DOCUMENTS

- 1,833,531 A * 11/1931 Pearson A63B 59/00
273/129 R
- 2,521,703 A * 9/1950 Emmitt A63B 41/00
273/146

- 2,783,046 A * 2/1957 Lien A63B 43/002
15/244.3
- 3,671,039 A * 6/1972 Niewolak A63B 59/80
273/317
- D348,915 S * 7/1994 Fraser D21/707
- 6,003,470 A * 12/1999 Budman A01K 15/025
119/711
- D467,287 S * 12/2002 Manville D21/498
- D497,396 S * 10/2004 Wechsler D21/398
- D530,755 S * 10/2006 Wechsler D21/398
- D540,496 S * 4/2007 Axelrod D30/160
- 7,326,122 B2 * 2/2008 Park A63B 21/06
473/256
- D599,963 S * 9/2009 Crane D30/160
- D610,215 S * 2/2010 Wechsler D21/707
- D688,893 S * 9/2013 Cornacchia D6/665

(Continued)

FOREIGN PATENT DOCUMENTS

FR 2821760 A1 * 9/2002 A63B 47/02

Primary Examiner — Catherine Tuttle

(74) *Attorney, Agent, or Firm* — Global IP Counselors, LLP


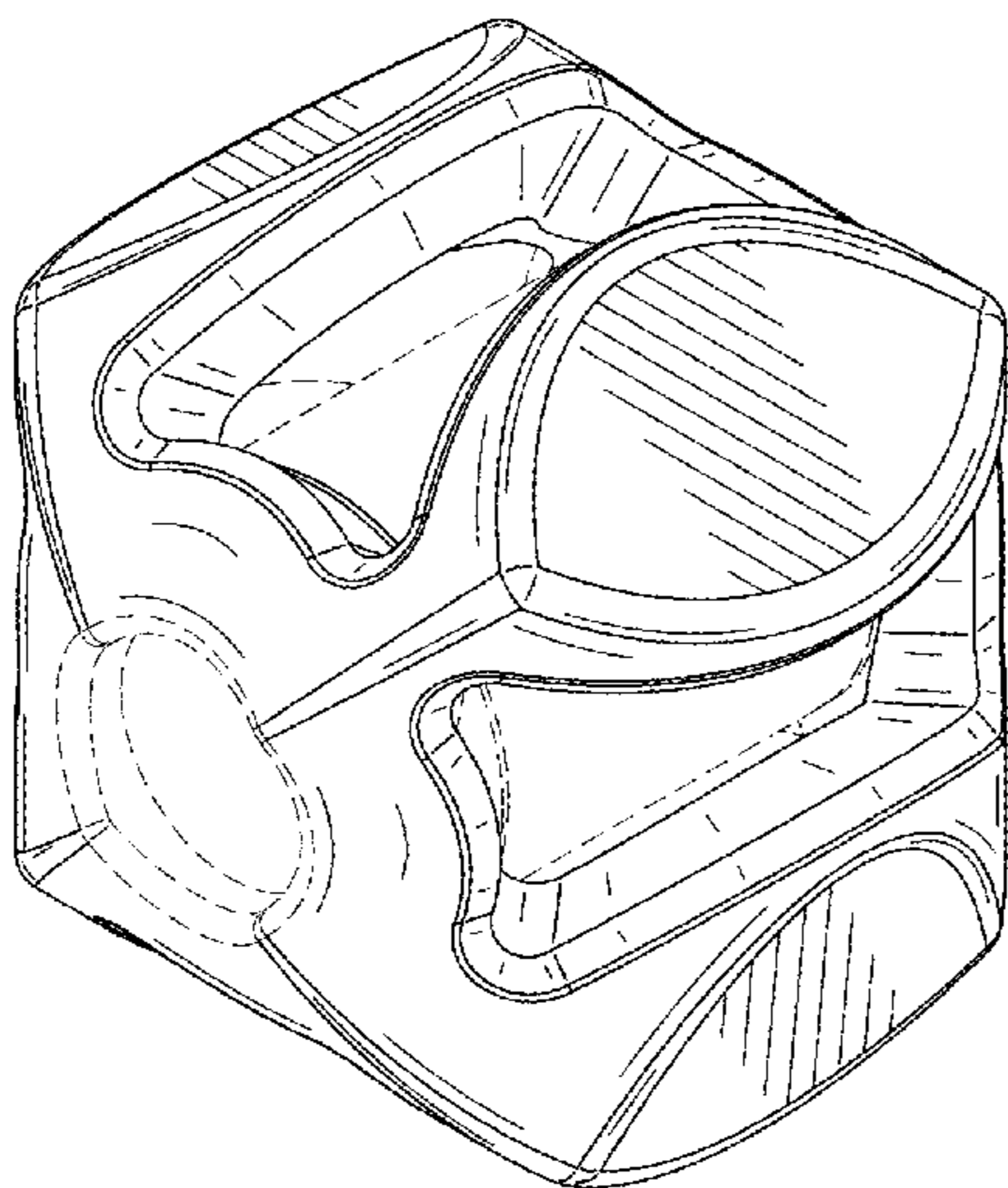
(57) **CLAIM**

The ornamental design for a ball, as shown and described.

DESCRIPTION

FIG. 1 is a front perspective view of the ball showing our new design;
 FIG. 2 is a rear perspective view thereof;
 FIG. 3 is a top view thereof;
 FIG. 4 is a bottom view thereof;
 FIG. 5 is a front view thereof;
 FIG. 6 is a rear view thereof;
 FIG. 7 is a right side view thereof; and,
 FIG. 8 is a left side view thereof.
 The broken lines depict environmental subject matter, are for illustration only, and form no part of the claimed design.

1 Claim, 4 Drawing Sheets



(56)

References Cited

U.S. PATENT DOCUMENTS

D707,303 S * 6/2014 Saber D21/398
D769,375 S * 10/2016 Wolff D21/398
2005/0202739 A1* 9/2005 Ladisa A63B 41/00
441/81
2013/0074780 A1* 3/2013 Wechsler A01K 15/026
119/710
2015/0020748 A1* 1/2015 Wechsler A01K 15/025
119/711

* cited by examiner

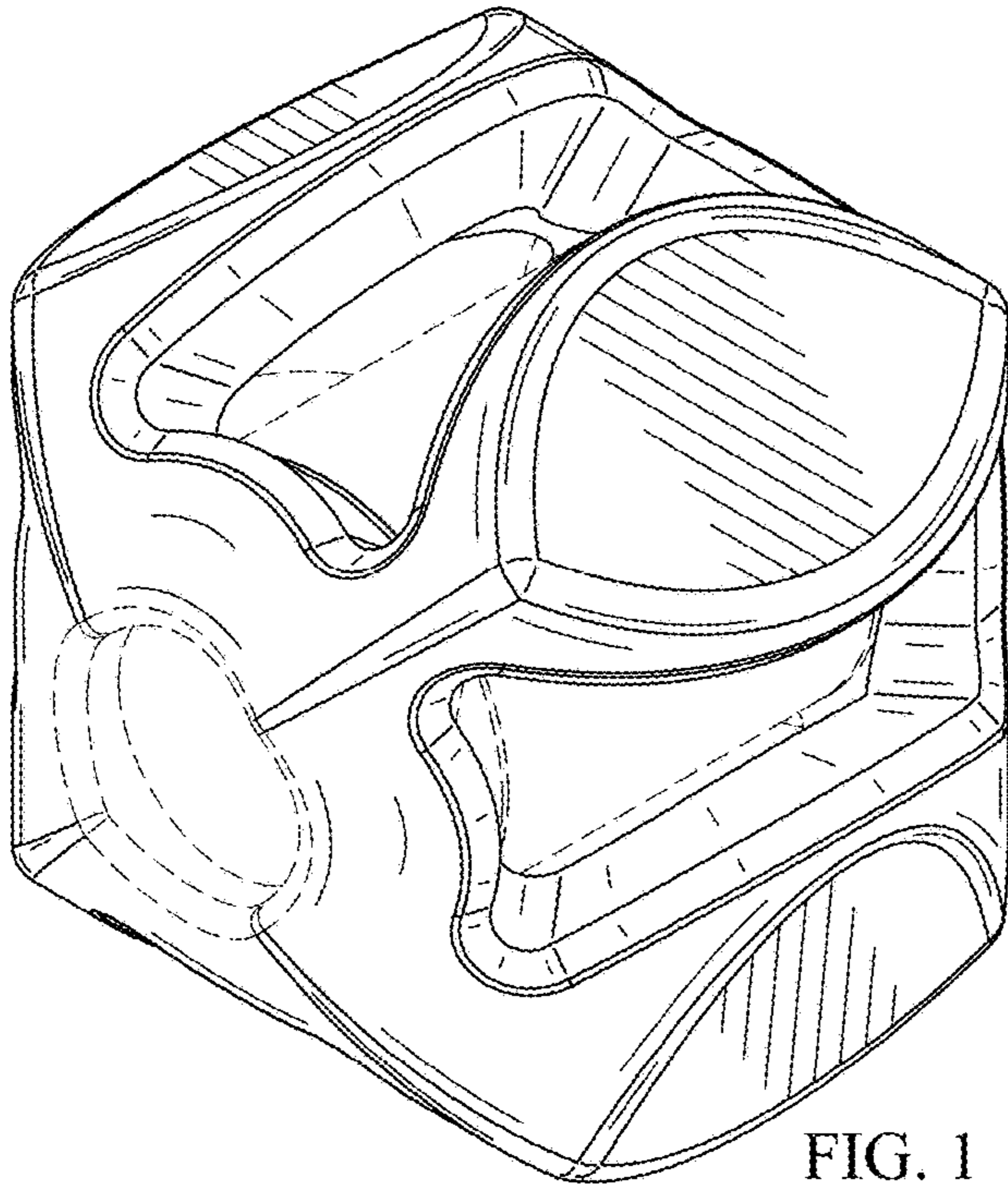


FIG. 1

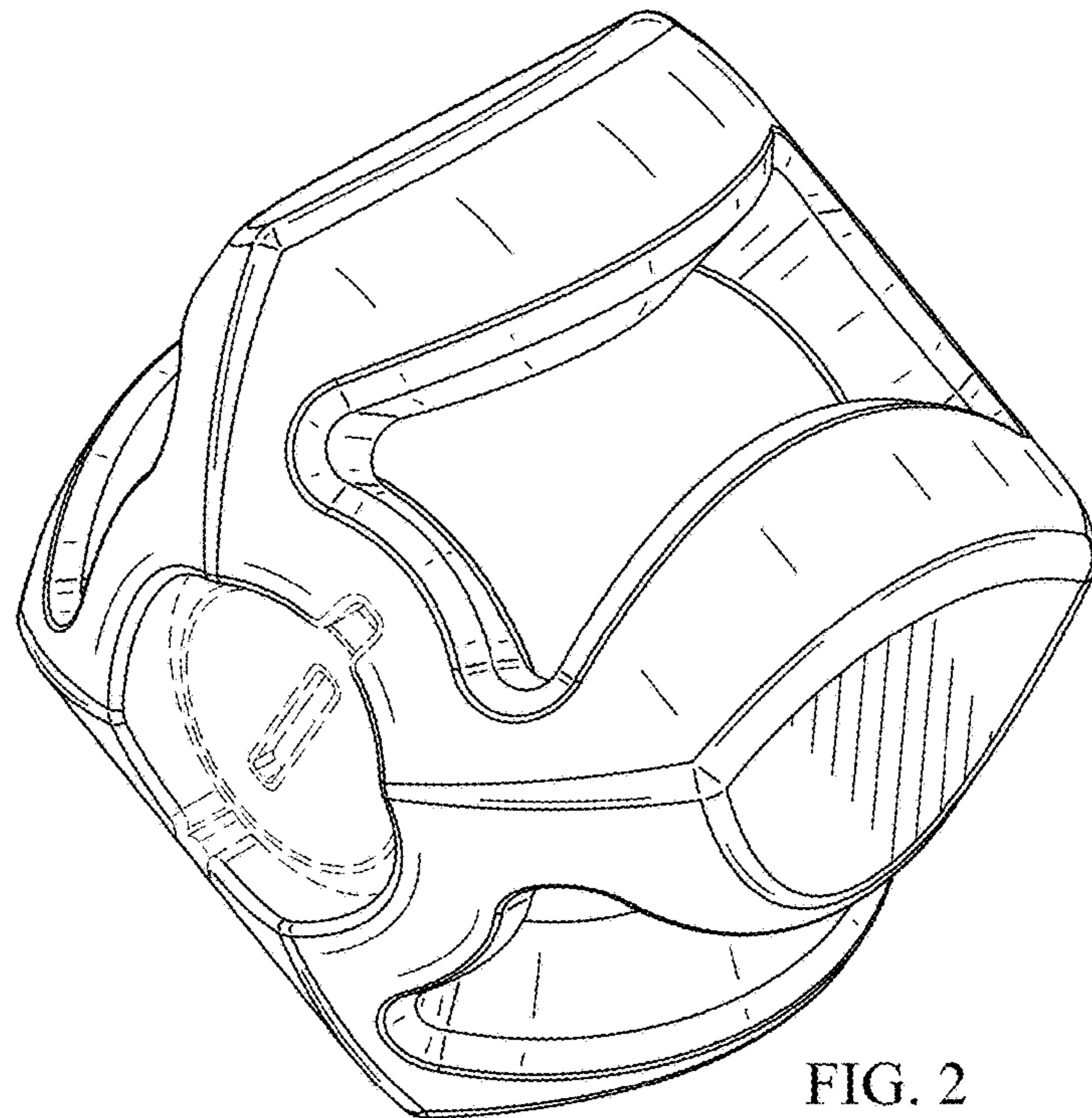


FIG. 2

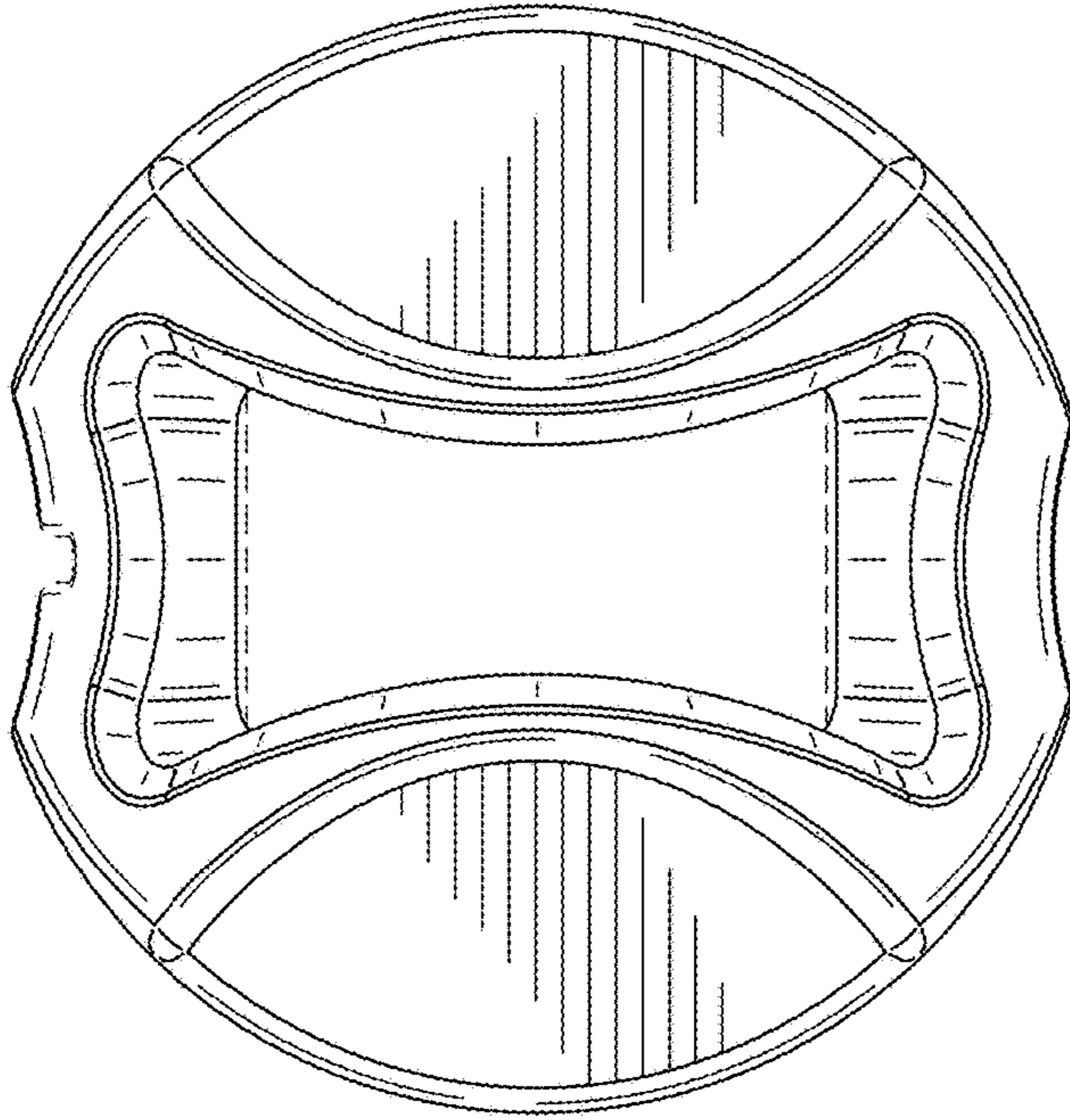


FIG. 3

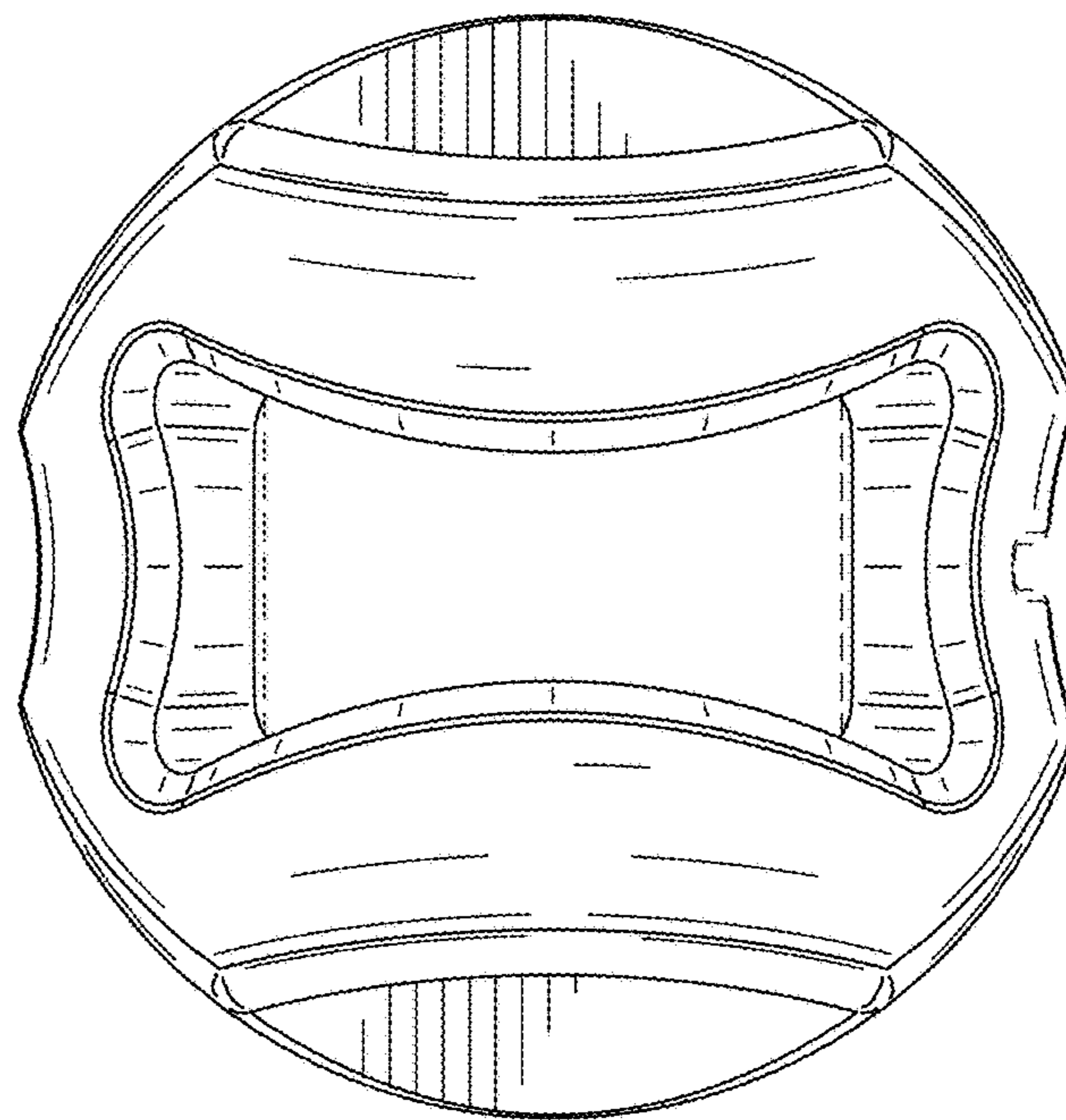


FIG. 4




FIG. 5

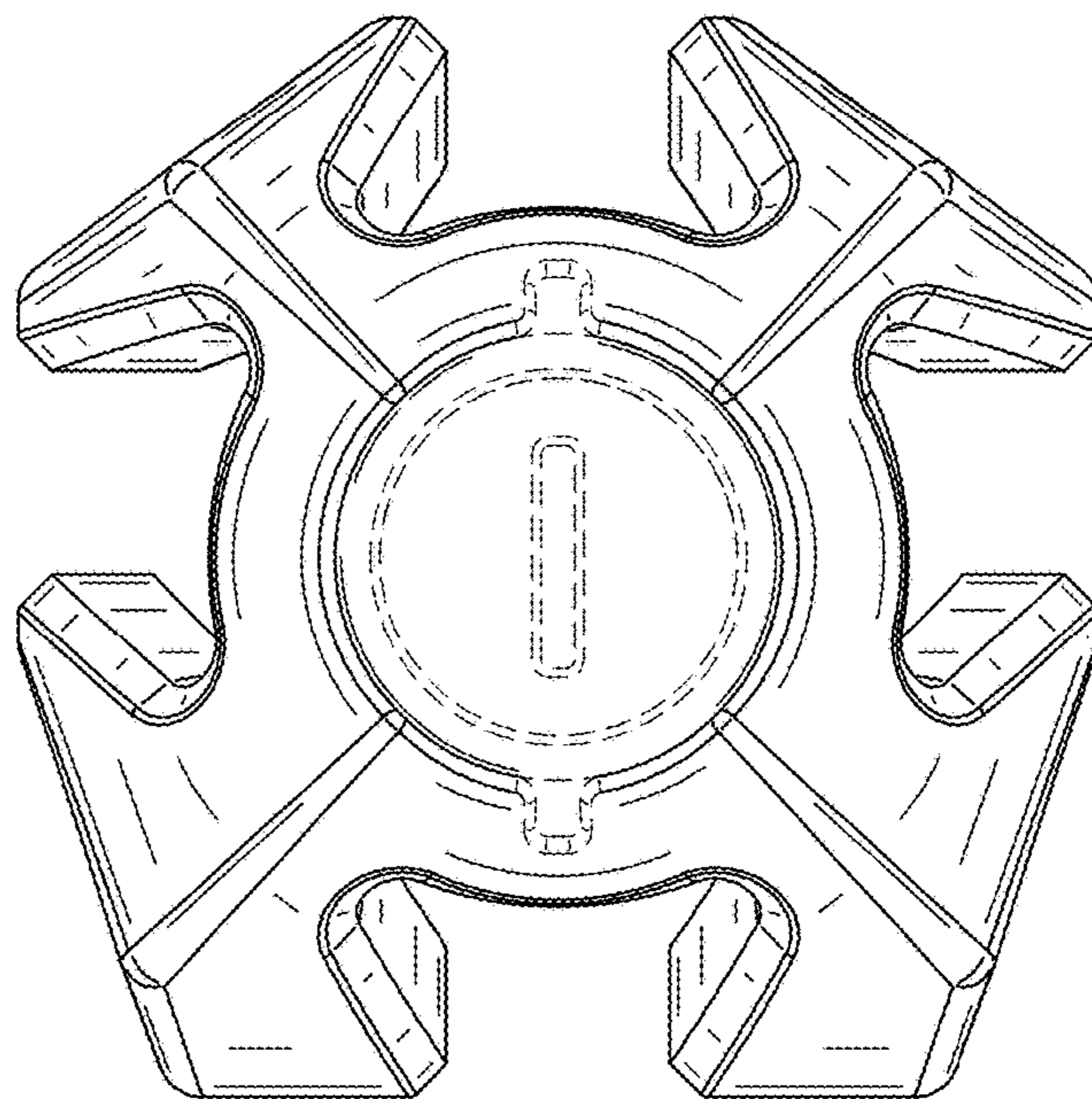


FIG. 6

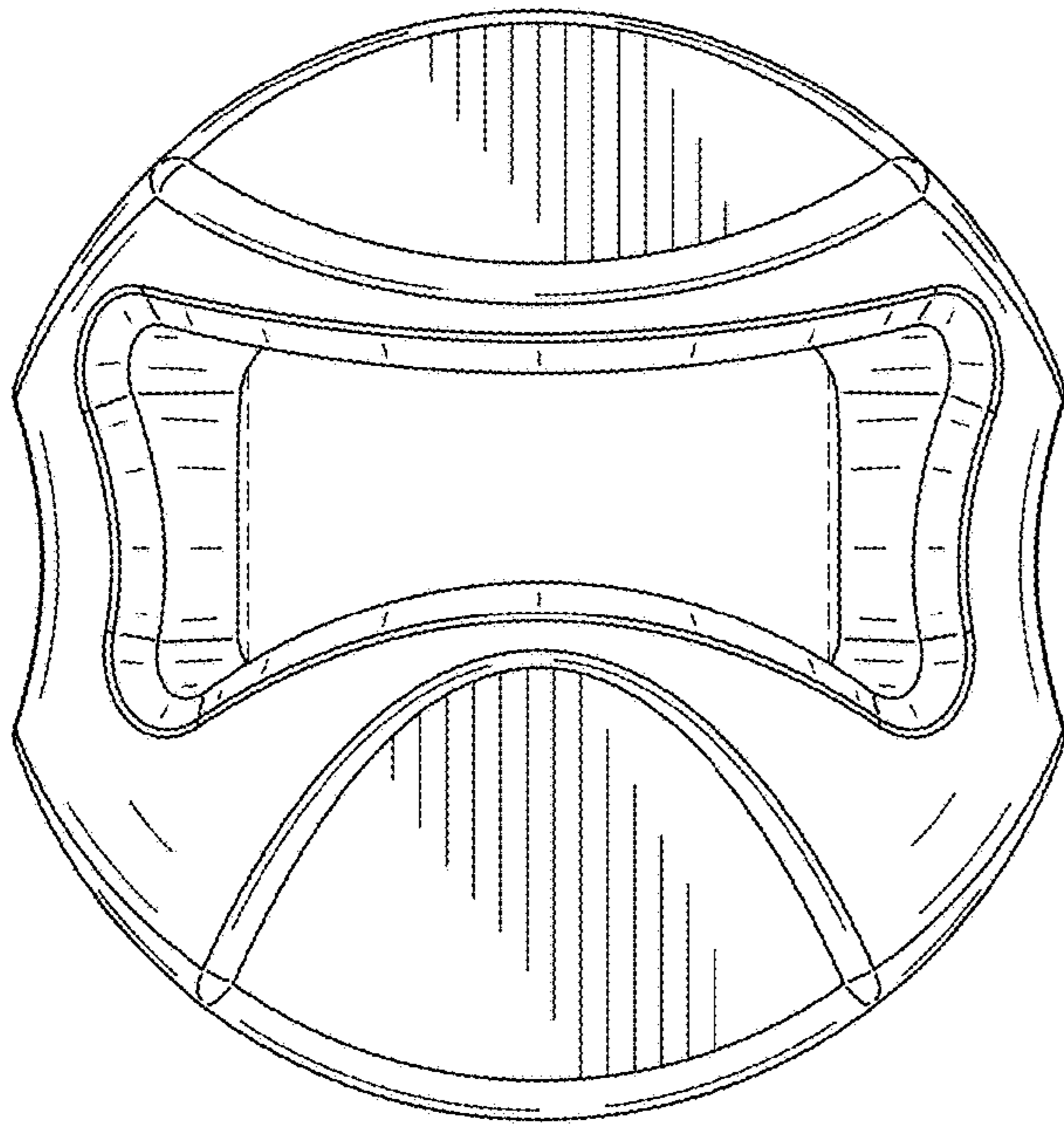


FIG. 7

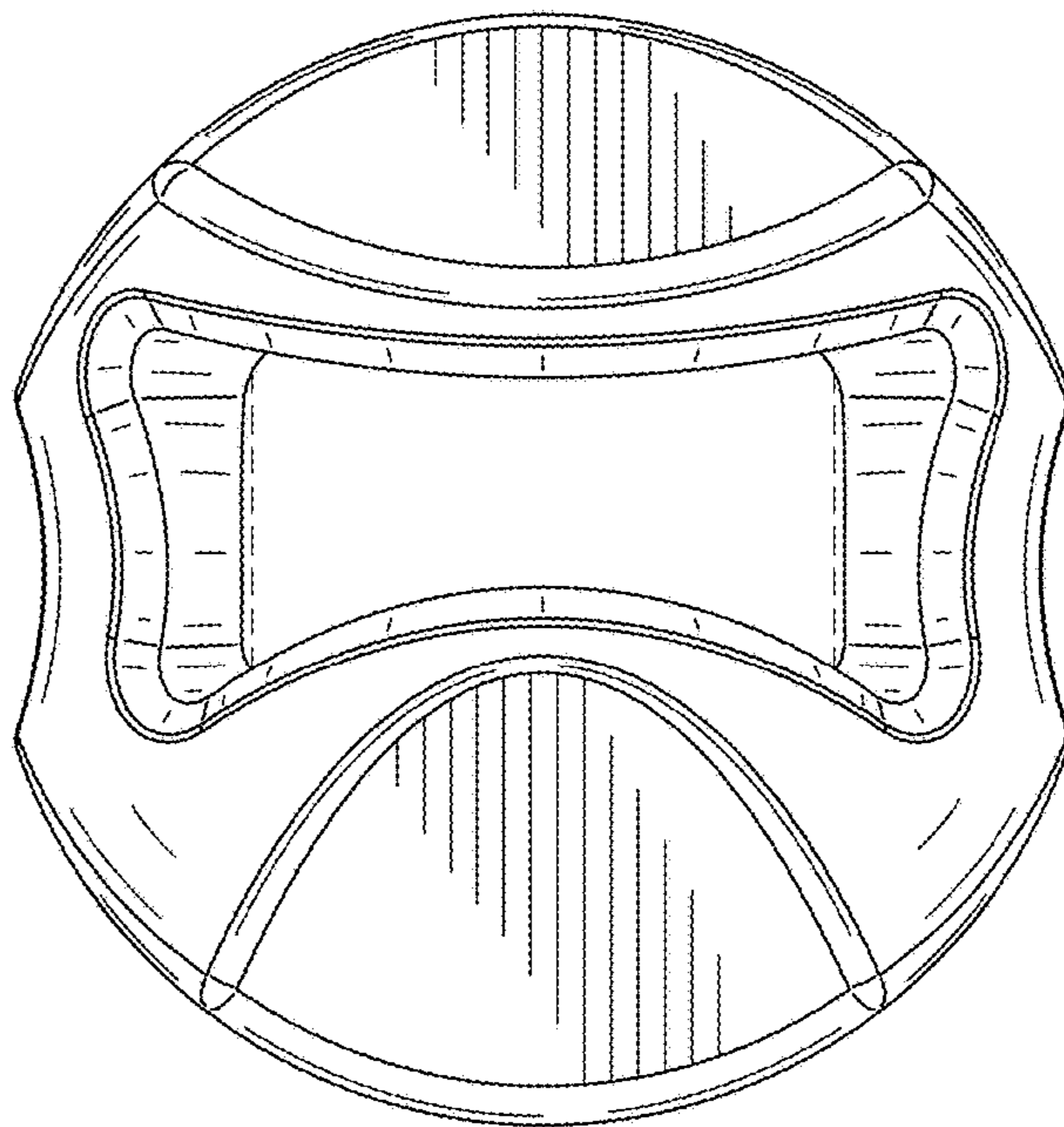


FIG. 8