



US00D783728S

(12) **United States Design Patent** (10) **Patent No.:** **US D783,728 S**
Weisman et al. (45) **Date of Patent:** **** Apr. 11, 2017**

(54) **PORTABLE SPRAYING DEVICE** 4,689,032 A * 8/1987 Trossman A63H 23/10
114/296
(71) Applicant: **Global Marketing Enterprise** 4,951,329 A * 8/1990 Shaw A47K 3/001
(G.M.E.) Ltd., Tel Aviv (IL) 4/568
(72) Inventors: **Zafrira Weisman, Tel Aviv (IL); Israel** D317,332 S * 6/1991 Williams D21/483
Zanger, Tel Aviv (IL) D464,706 S * 10/2002 Petrovic D23/213
6,782,567 B1 * 8/2004 Austin A63H 23/10
4/496
(**) Term: **14 Years** 2005/0106991 A1 * 5/2005 Marine A63H 3/52
446/296
(21) Appl. No.: **29/519,850** 2005/0208867 A1 * 9/2005 Higashida A63H 30/04
446/154
(22) Filed: **Mar. 9, 2015** 2007/0128970 A1 * 6/2007 Mietta A63H 23/04
446/154
2009/0000022 A1 * 1/2009 Phipps E03C 1/0408
4/601

(30) **Foreign Application Priority Data**

Sep. 10, 2014 (IL) 56057
Sep. 10, 2014 (IL) 56130

(51) **LOC (10) Cl.** **21-01**

(52) **U.S. Cl.**
USPC **D21/473; D23/222**

(58) **Field of Classification Search**
USPC D21/398, 467, 468, 473, 474, 483, 493,
D21/526, 532, 542, 545, 811;
D23/213-216, 222, 223, 228, 229, 239,
D23/241, 283, 304
CPC A63H 23/00; A63H 33/00; A63H 33/30;
A63H 33/3022; A63H 33/3038; A63H
33/3061
See application file for complete search history.

(56) **References Cited**

U.S. PATENT DOCUMENTS

2,276,779 A * 3/1942 Isenberg E03C 1/06
248/206.1
D177,673 S * 5/1956 Hirsch et al. D21/545
D245,529 S * 8/1977 Hudson D21/545
4,413,362 A * 11/1983 Chianco E03C 1/06
239/211

* cited by examiner

Primary Examiner — Catherine Tuttle

(74) *Attorney, Agent, or Firm* — 1st-Tech-ideas: Haim M. Factor

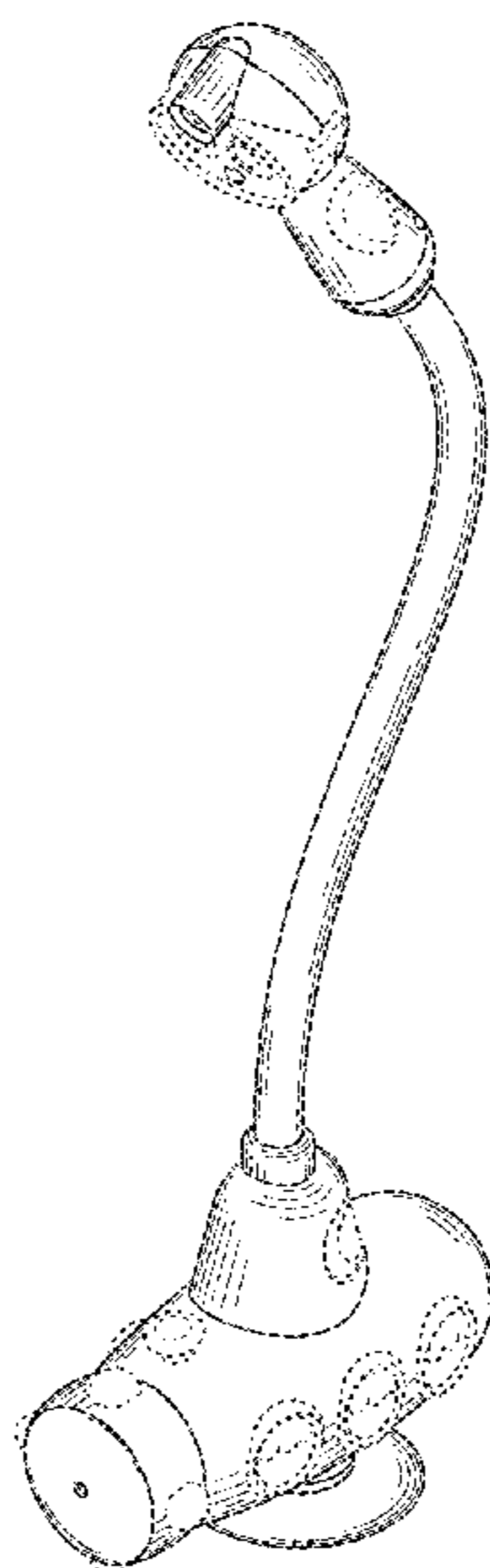
(57) **CLAIM**

The ornamental design for a portable spraying device, as shown and described.

DESCRIPTION

FIG. 1 is a front and left perspective view of a portable spraying device showing my new design;
FIG. 2 is a rear view thereof;
FIG. 3 is a front view thereof;
FIG. 4 is a left view thereof;
FIG. 5 is a top view thereof; and,
FIG. 6 is a bottom view thereof.
The broken lines are included for the purpose of illustrating the portions of the water toy that form no part of the claimed design.

1 Claim, 4 Drawing Sheets



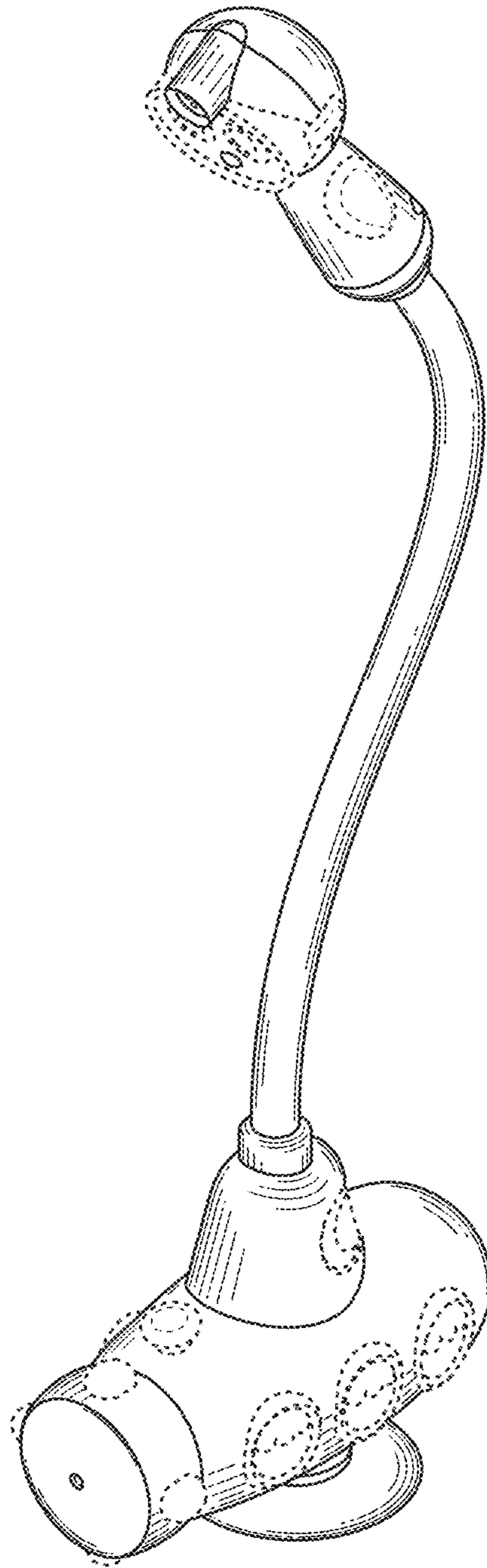


FIG. 1

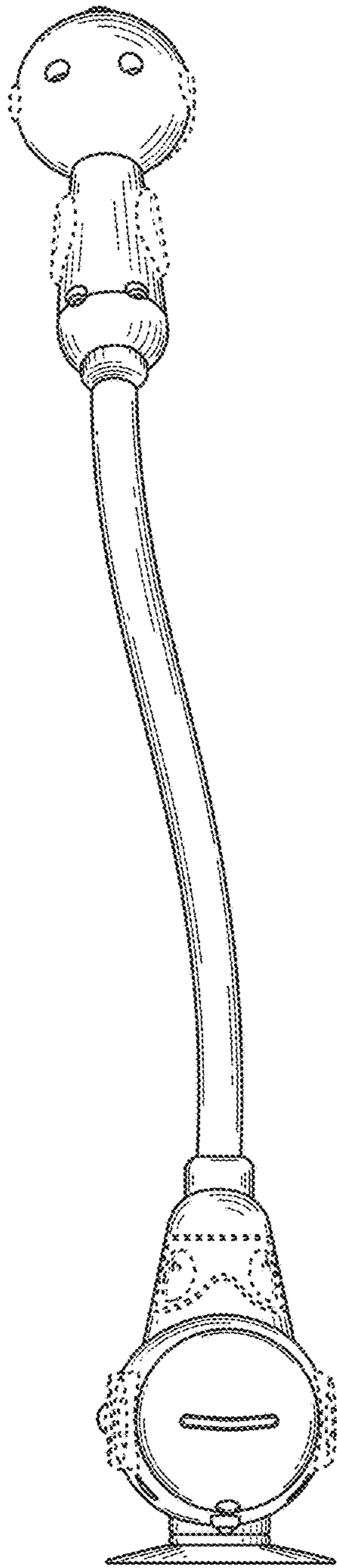


FIG. 2

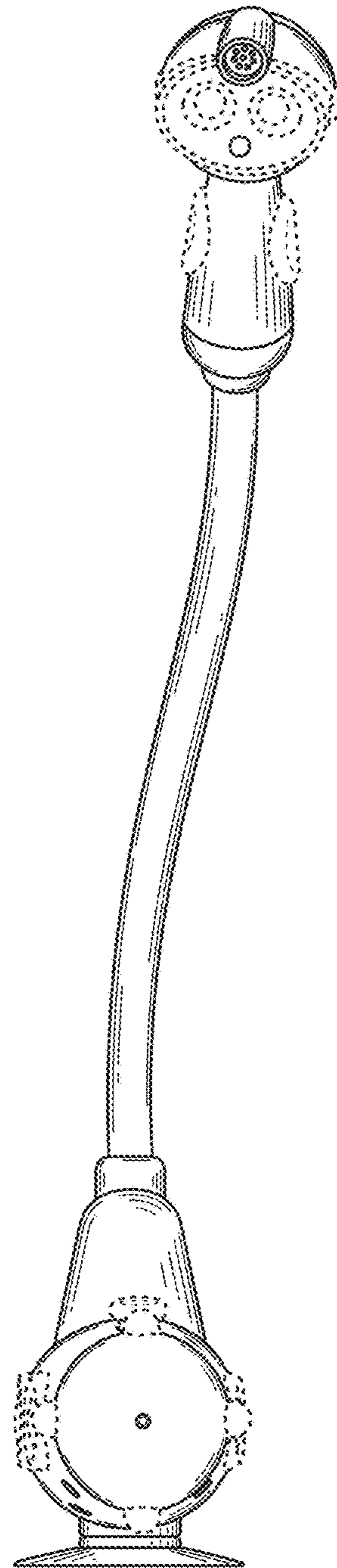


FIG. 3

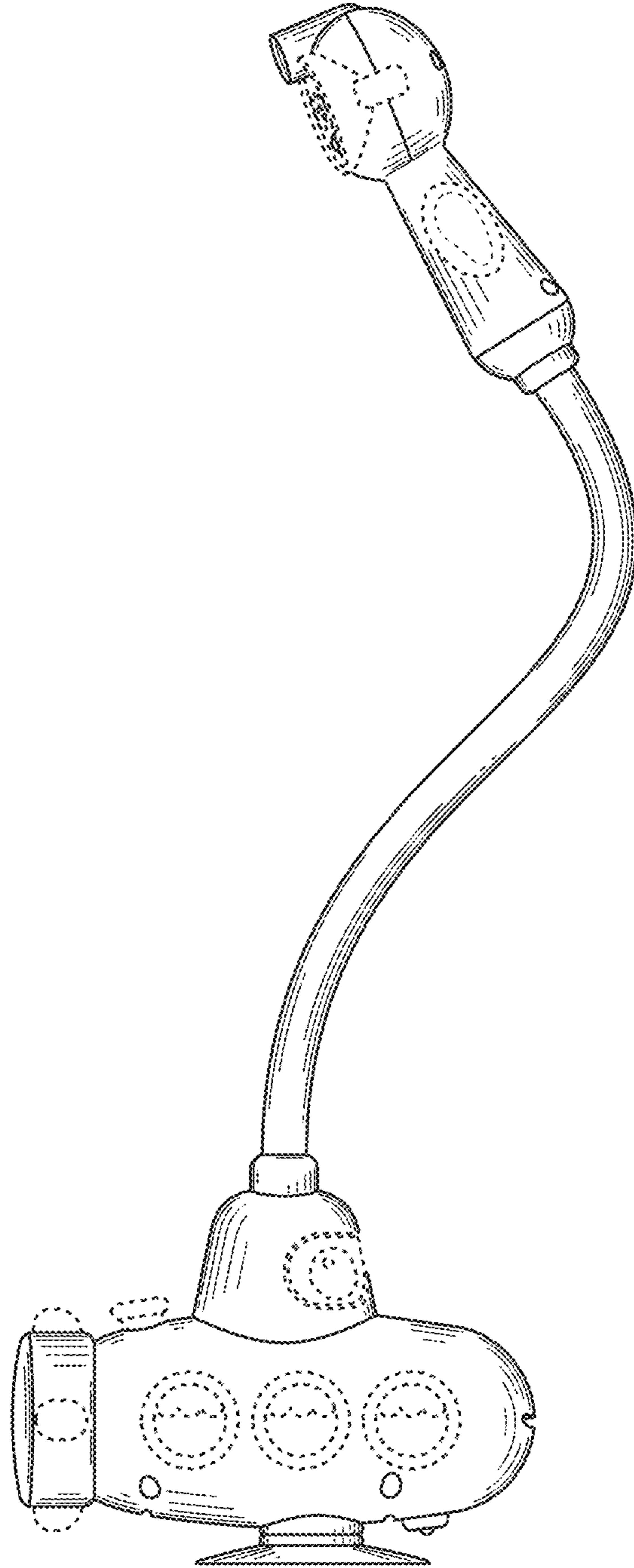


FIG. 4

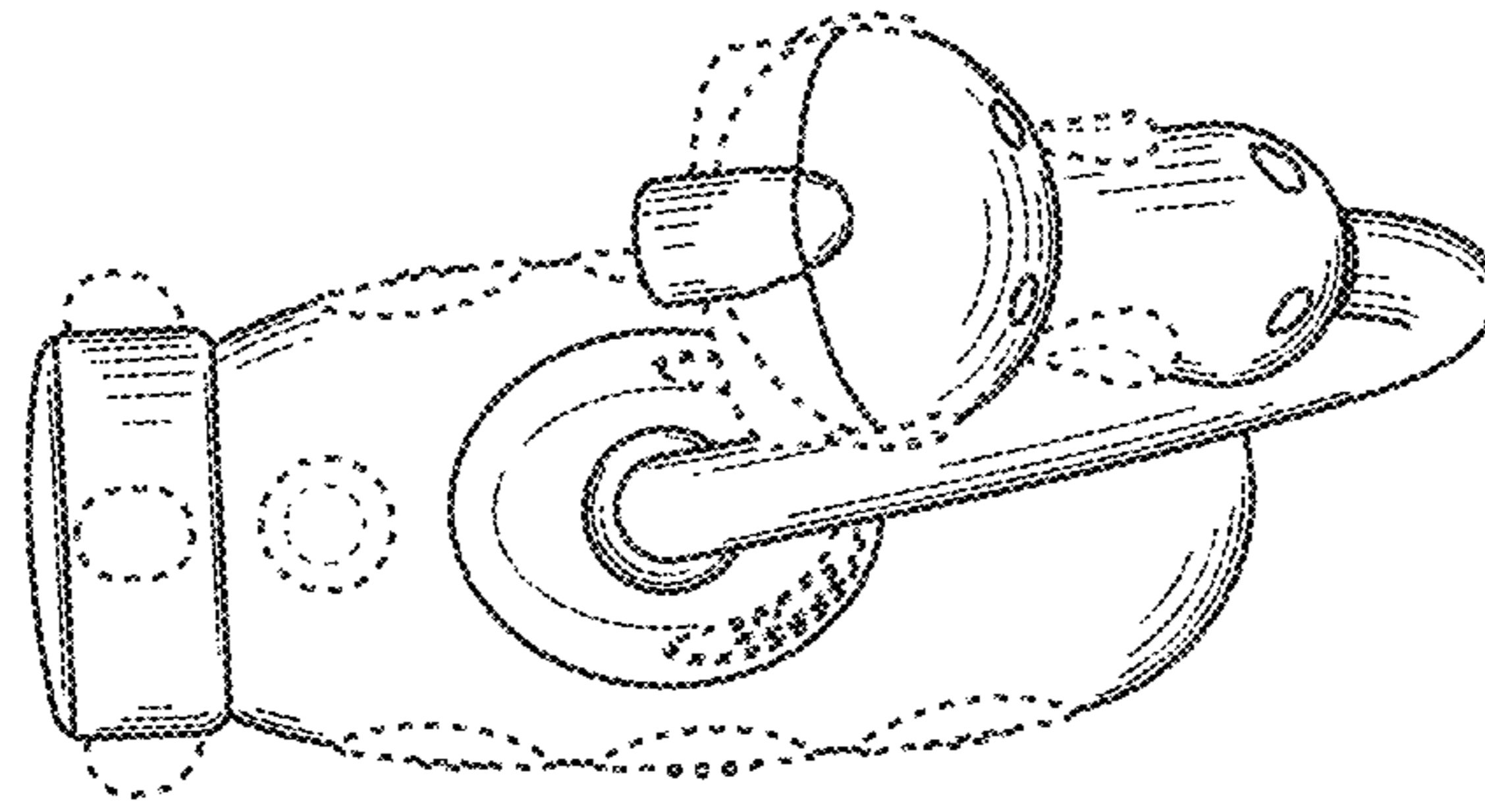


FIG. 5

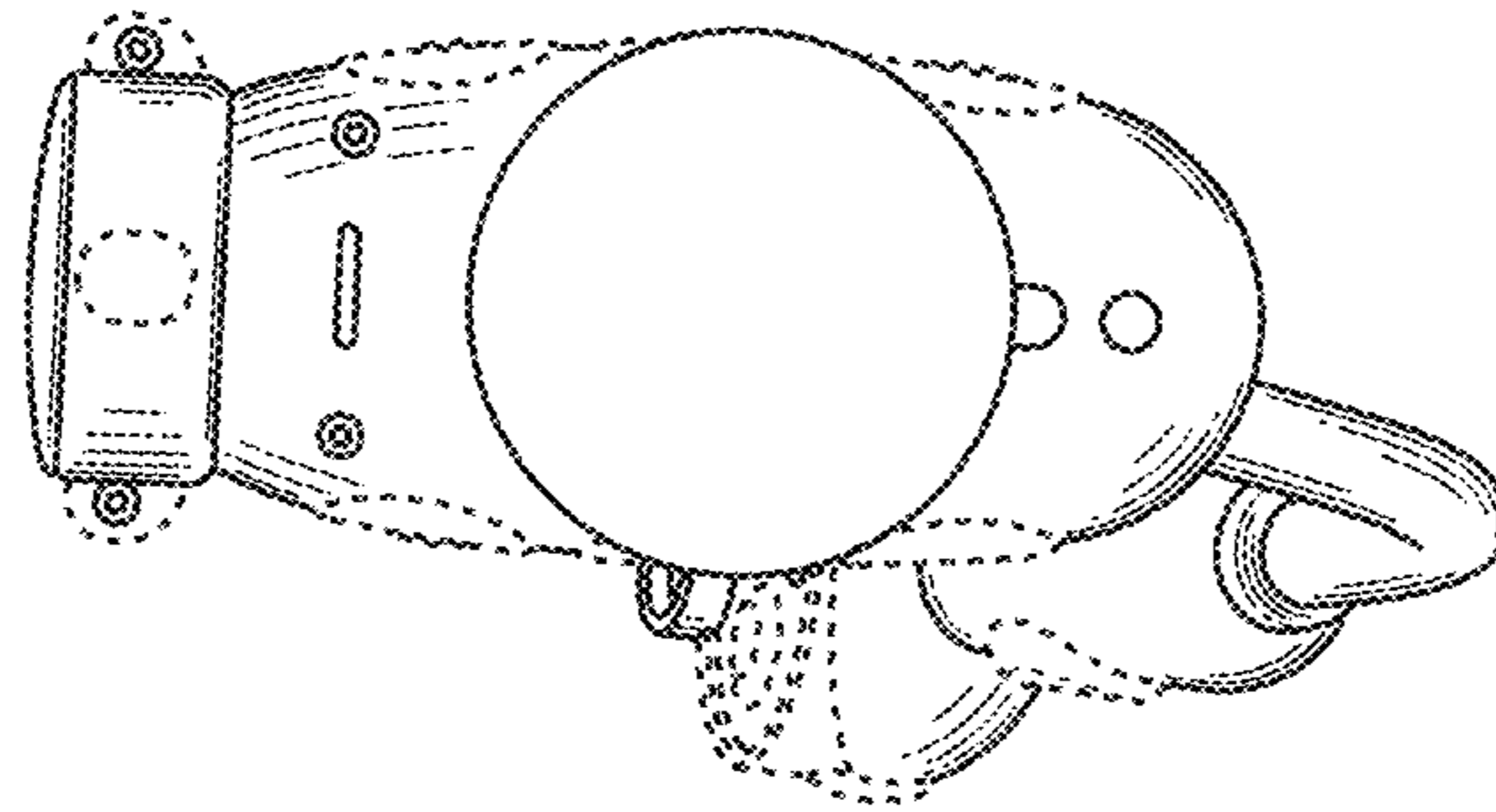


FIG. 6