



US00D783718S

(12) **United States Design Patent**
Spector

(10) **Patent No.:** **US D783,718 S**

(45) **Date of Patent:** **** Apr. 11, 2017**

(54) **STRAP FOR JOURNAL**

(75) Inventor: **Robert Spector**, St. Laurent (CA)

(73) Assignee: **Bankers Pen (1991) Inc.**, St.-Laurent (CA)

(**) Term: **14 Years**

(21) Appl. No.: **29/425,839**

(22) Filed: **Jun. 27, 2012**

(30) **Foreign Application Priority Data**

May 22, 2012 (CA) 145803

(51) **LOC (10) Cl.** **19-04**

(52) **U.S. Cl.**

USPC **D19/32**; D19/26; D14/480.3

(58) **Field of Classification Search**

USPC D19/26, 27, 28, 100; D3/900; 281/3.1, 281/15.1, 16, 21.1, 22, 27, 28, 29, 35, 36, 281/37, 51; 402/73, 74, 78, 80 R; 462/7, 462/17, 55, 84; D14/480.1, 480.3, 484.1, D14/483, 480.5, 299

CPC . B42D 3/00; B42D 3/002; B42D 3/10; B42D 3/18; H05K 5/0278; H05K 5/026; A45F 2005/002; A45C 13/002

See application file for complete search history.

(56) **References Cited**

U.S. PATENT DOCUMENTS

2,359,473	A *	10/1944	Fry	281/19.1
D188,525	S *	8/1960	Seitz	D3/250
D358,166	S *	5/1995	Deutch	D19/26
D420,385	S *	2/2000	Inbert	D19/27
D513,005	S *	12/2005	Kobayakawa	D14/480.1
7,345,954	B2 *	3/2008	Ehrsam et al.	368/10
D567,849	S *	4/2008	Bharma	D19/26
D569,903	S *	5/2008	Bharma	D19/26
D570,911	S *	6/2008	Bharma	D19/26

D571,684	S *	6/2008	Kim	D11/2
D583,815	S *	12/2008	Giovannoni	D14/480.3
D593,601	S *	6/2009	Stulman et al.	D19/27
7,558,070	B2 *	7/2009	Kang	361/752
D646,892	S *	10/2011	Littleton	D3/299
D686,217	S *	7/2013	Andre	D14/480.3
D707,689	S *	6/2014	Billington	D14/480.5
2006/0172599	A1 *	8/2006	Hankey et al.	439/607
2008/0278902	A1 *	11/2008	Nguyen et al.	361/684
2010/0055980	A1 *	3/2010	Chen et al.	439/607.01

FOREIGN PATENT DOCUMENTS

DE	3311607	A1 *	10/1984	B42D 3/10
GB	2477742	A *	8/2011	H05K 5/0278

* cited by examiner

Primary Examiner — Sandra Snapp

Assistant Examiner — Ieisha Price

(74) *Attorney, Agent, or Firm* — Santosh K. Chari; Blake, Cassels & Graydon LLP

(57) **CLAIM**

The ornamental design for a strap for journal, as shown and described.

DESCRIPTION

FIG. 1 is a front view of a strap for journal showing my new design.

FIG. 2 is a rear view thereof.

FIG. 3 is a front view thereof, with the journal in an open position.

FIG. 4 is a rear view thereof, with the journal in an open position.


FIG. 5 is a left side view thereof.

FIG. 6 is a right side view thereof; and,

FIG. 7 is a bottom view thereof.

The broken lines showing the journal illustrate the environment of the claimed design and form no part of thereof.

1 Claim, 2 Drawing Sheets



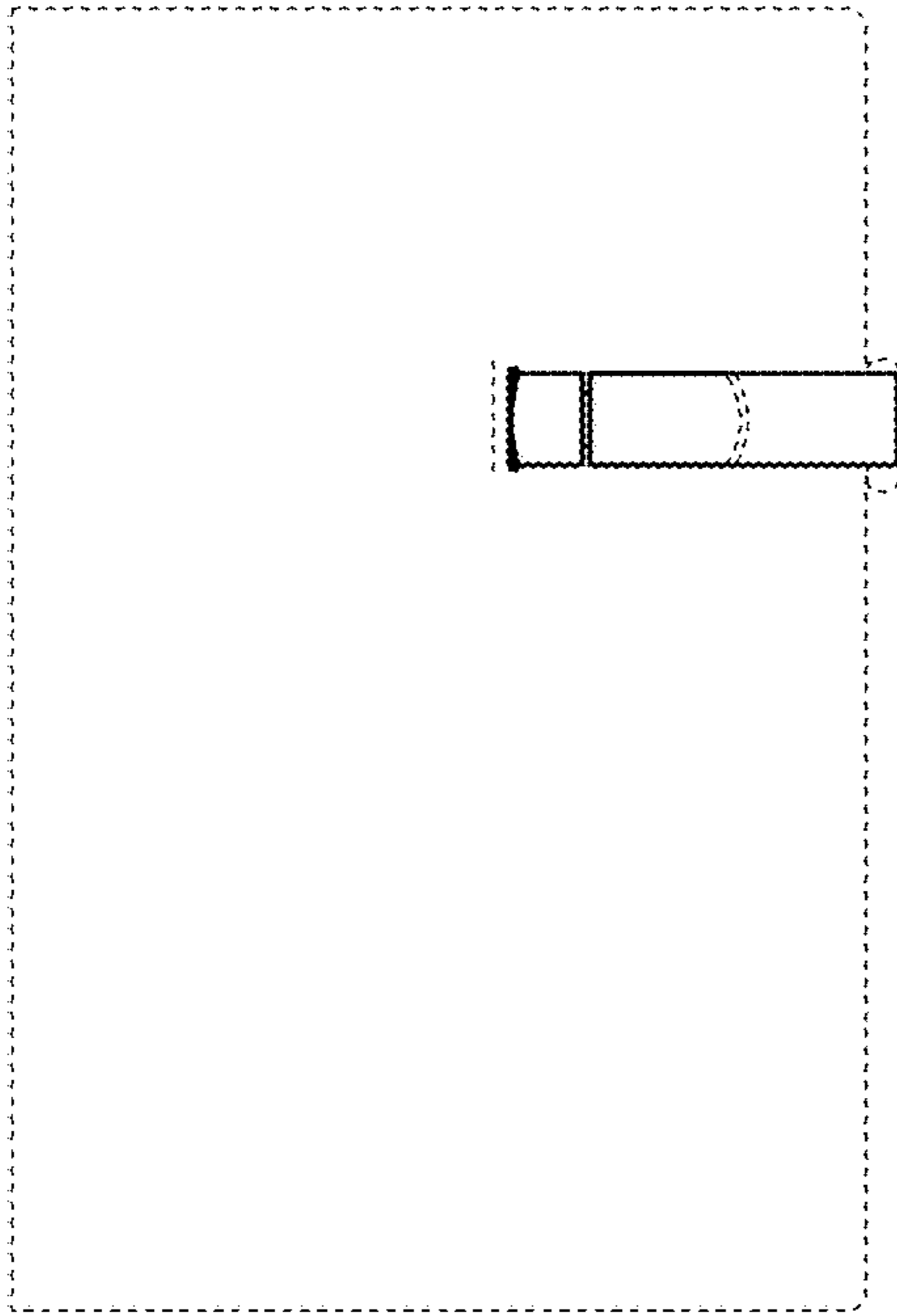


Figure 1

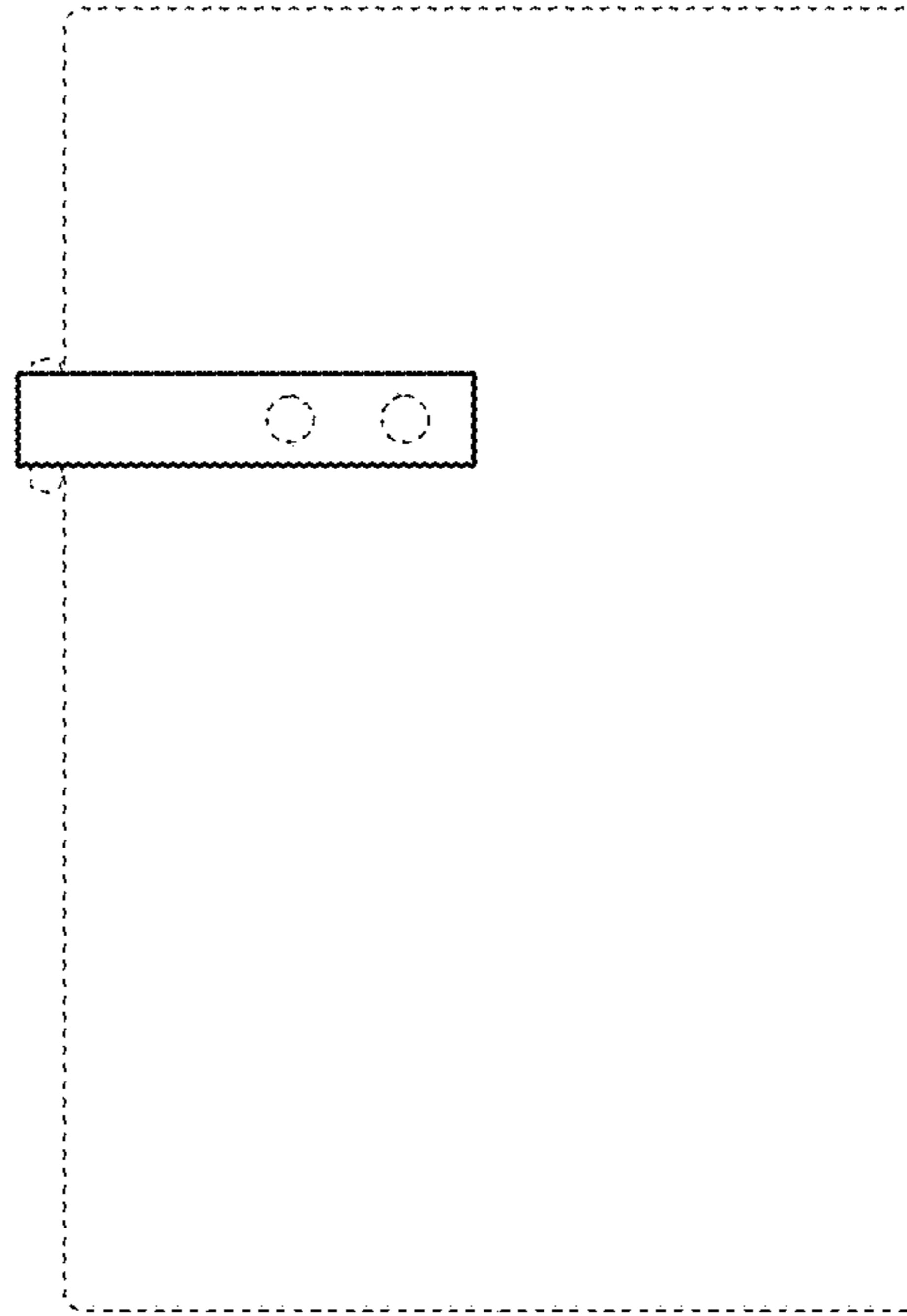


Figure 2




Figure 3

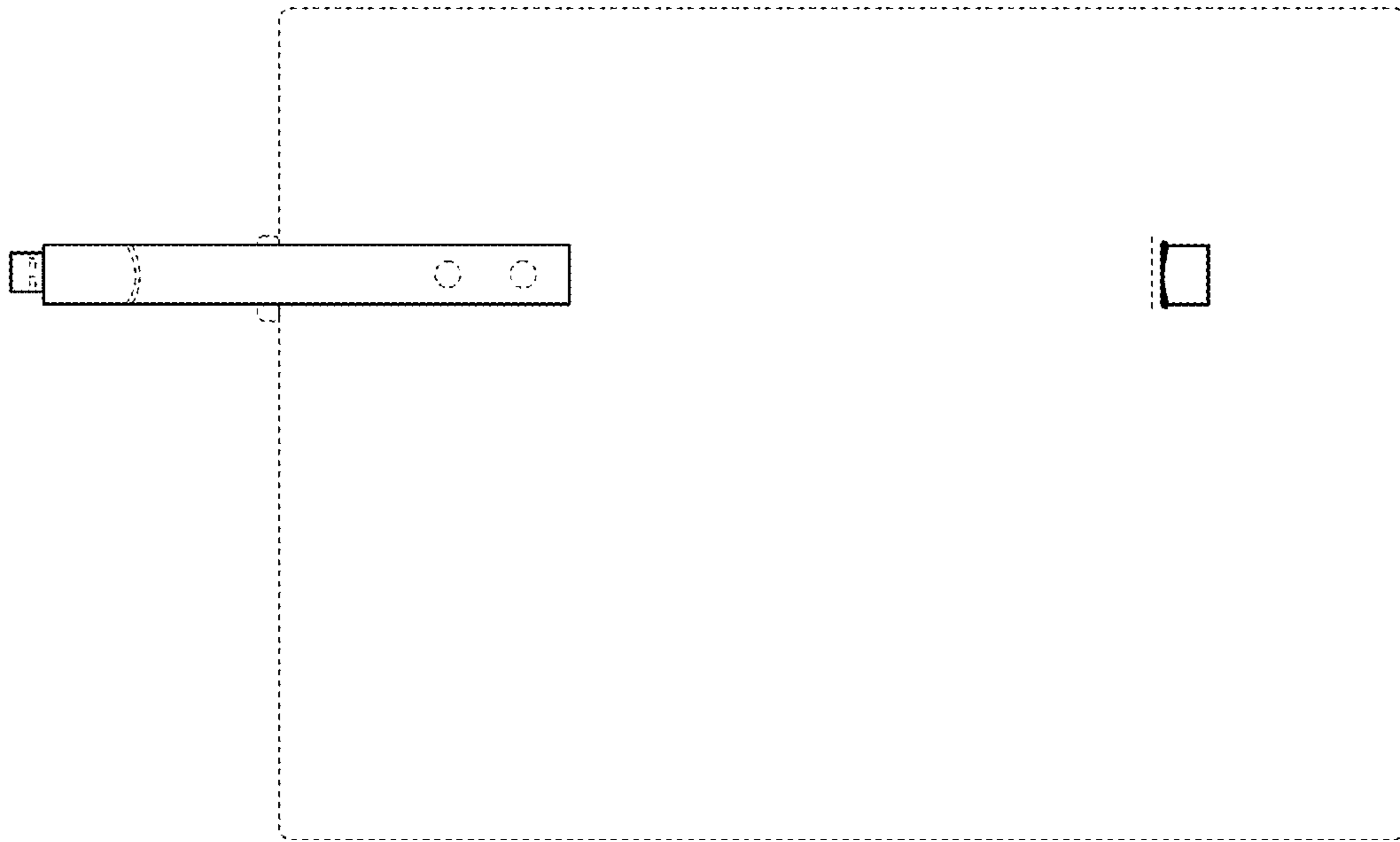


Figure 4

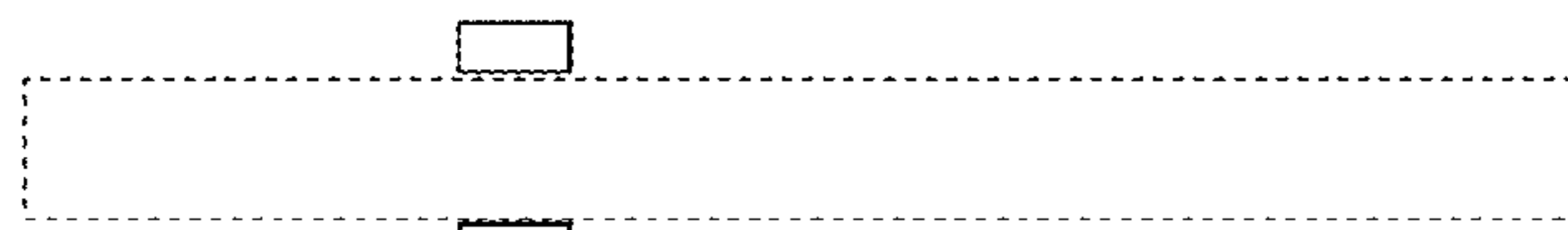


Figure 5




Figure 6

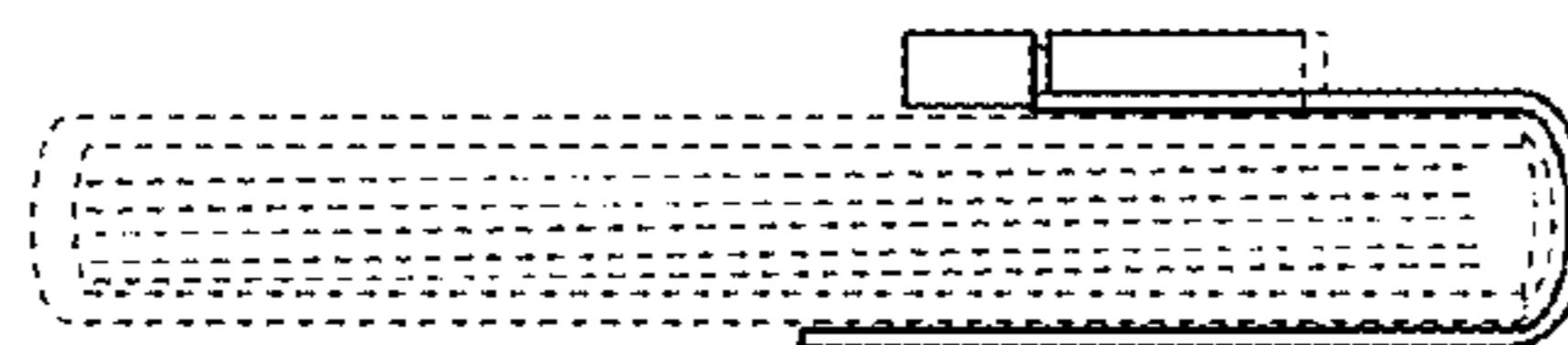


Figure 7