



US00D783717S

(12) **United States Design Patent** (10) **Patent No.:** **US D783,717 S**  
**Mayer et al.** (45) **Date of Patent:** **\*\* Apr. 11, 2017**

(54) **GREETING CARD WITH REMOVABLE DISC**

FOREIGN PATENT DOCUMENTS

(71) Applicant: **American Greetings Corporation,**  
Cleveland, OH (US)

CA 2310961 12/2001  
JP 2007050197 3/2007

(72) Inventors: **David Mayer,** Bay Village, OH (US);  
**Dave Sapp,** Avon Lake, OH (US)

*Primary Examiner* — Abraham Bahta  
(74) *Attorney, Agent, or Firm* — Christine Flanagan

(73) Assignee: **American Greetings Corporation,**  
Cleveland, OH (US)

(\*\*) Term: **15 Years**

(57) **CLAIM**

(21) Appl. No.: **29/565,545**

The ornamental design for a greeting card with removable disc, as shown and described.

(22) Filed: **May 22, 2016**

(51) **LOC (10) Cl.** ..... **19-01**

(52) **U.S. Cl.**

USPC ..... **D19/2**

(58) **Field of Classification Search**

USPC ..... D19/1-12, 20-34; D20/10, 22, 27, 40,  
D20/42; 428/15-20, 27, 8-9; 229/67.1,  
229/92.8, 92, 92.1, 300-303; 220/495.03;  
283/117, 56, 2-4, 74-75, 103, 105-106;  
446/147-149, 487-488; 206/461, 575,  
206/577, 45.28, 45.29, 767-768, 449,  
206/308.3; 40/124.01-124.15, 124.19,  
40/538-539, 421

CPC .... B42D 15/00; B42D 15/022; B42D 15/042;  
B42D 15/027; B42D 15/045; B42D  
25/00; B42D 25/20; B42D 25/30; B42D  
25/23; B42D 25/26; B42D 25/29; G09F  
1/00; G09F 1/06; G09F 1/08; G09F  
19/00; G09F 19/02; G09F 19/08

See application file for complete search history.

**DESCRIPTION**

FIG. 1 is perspective view the greeting card with removable disc of the present invention, in a closed position.

FIG. 2 is a front view of the greeting card with removable disc of FIG. 1.

FIG. 3 is a rear view of the greeting card with removable disc of FIG. 1.

FIG. 4 is right side view of the greeting card with removable disc of FIG. 1.

FIG. 5 is a left side view of the greeting card with removable disc of FIG. 1.

FIG. 6 is a top down view of the greeting card with removable disc of FIG. 1.

FIG. 7 is a bottom up view of the greeting card with removable disc of FIG. 1.

FIG. 8 is a perspective view of the greeting card with removable disc of FIG. 1, in an open position; and,

FIG. 9 is a perspective view of the greeting card with removable disc of FIG. 8, with disc removed from the greeting card.

The broken lines are for the purpose of illustrating the environment of the design only and form no part of the claimed design.

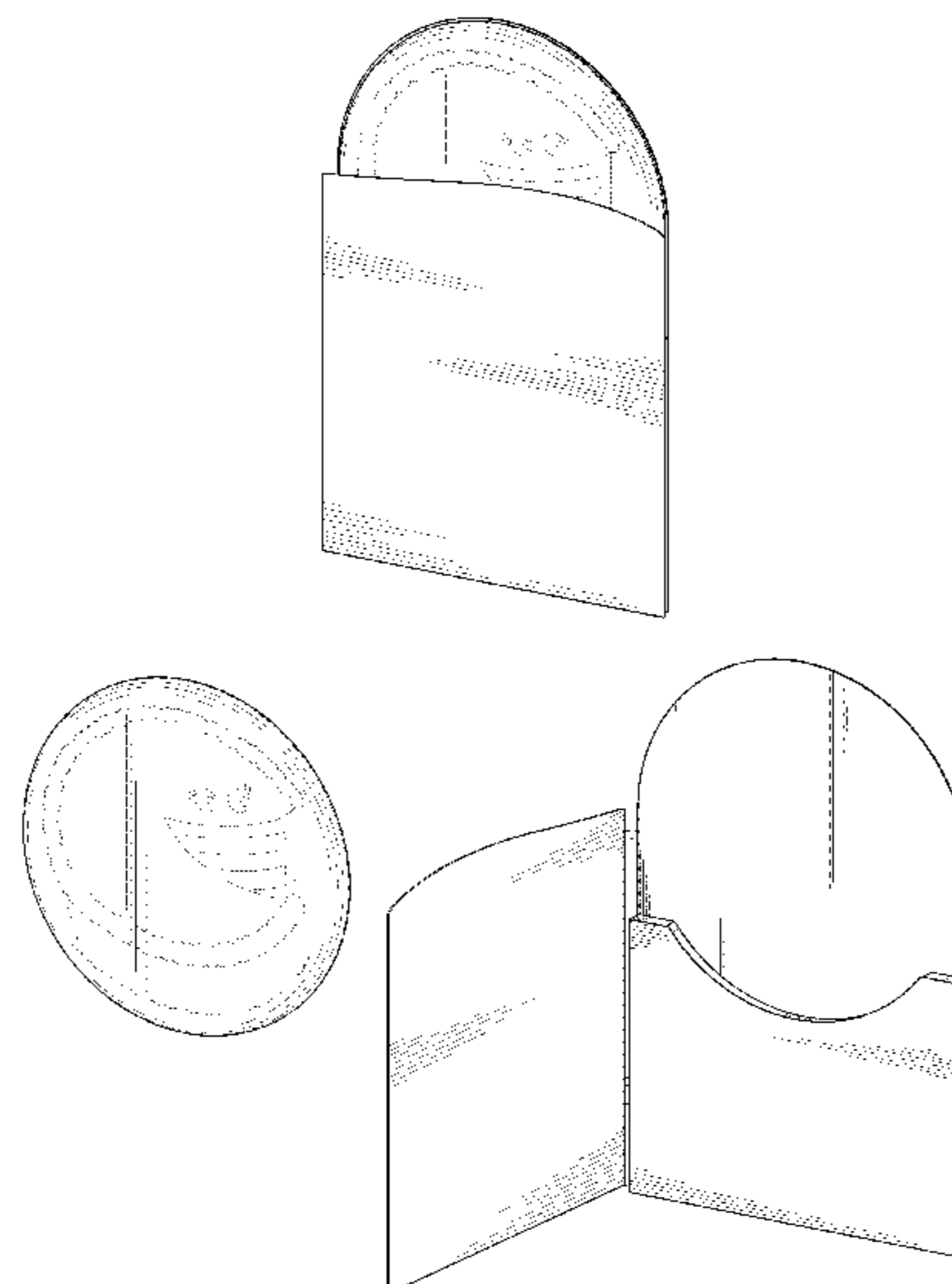
(56) **References Cited**

U.S. PATENT DOCUMENTS

D319,843 S \* 9/1991 Thornell ..... D19/2  
D634,780 S \* 3/2011 Schumann ..... D19/9  
D724,659 S \* 3/2015 Begin ..... D19/1

(Continued)

**1 Claim, 4 Drawing Sheets**



(56)

**References Cited**

U.S. PATENT DOCUMENTS

D765,168 S \* 8/2016 Flores ..... D19/1  
D766,362 S \* 9/2016 Parkinson ..... D19/1  
D766,364 S \* 9/2016 Nelson ..... D19/2

\* cited by examiner

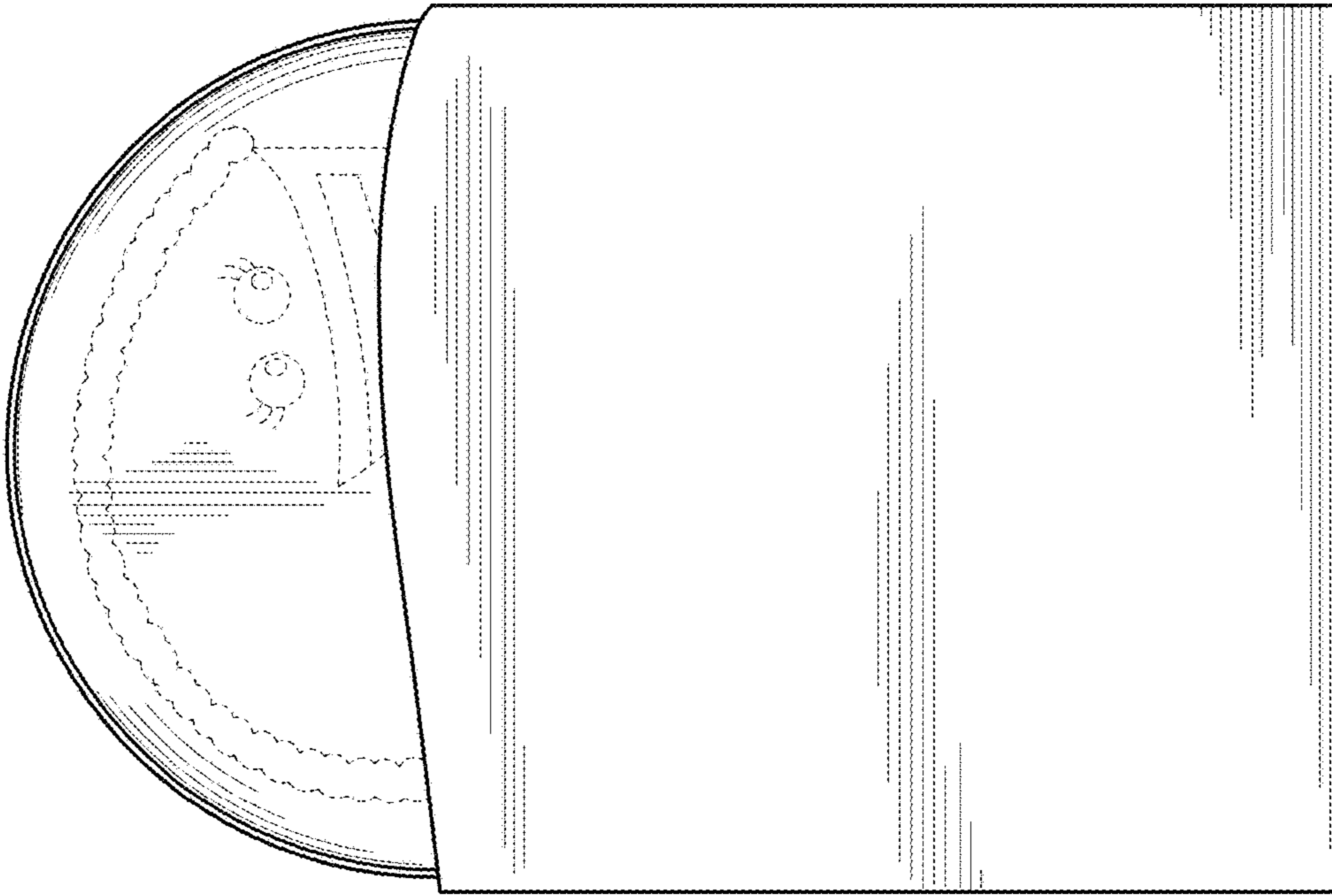


Fig. 2

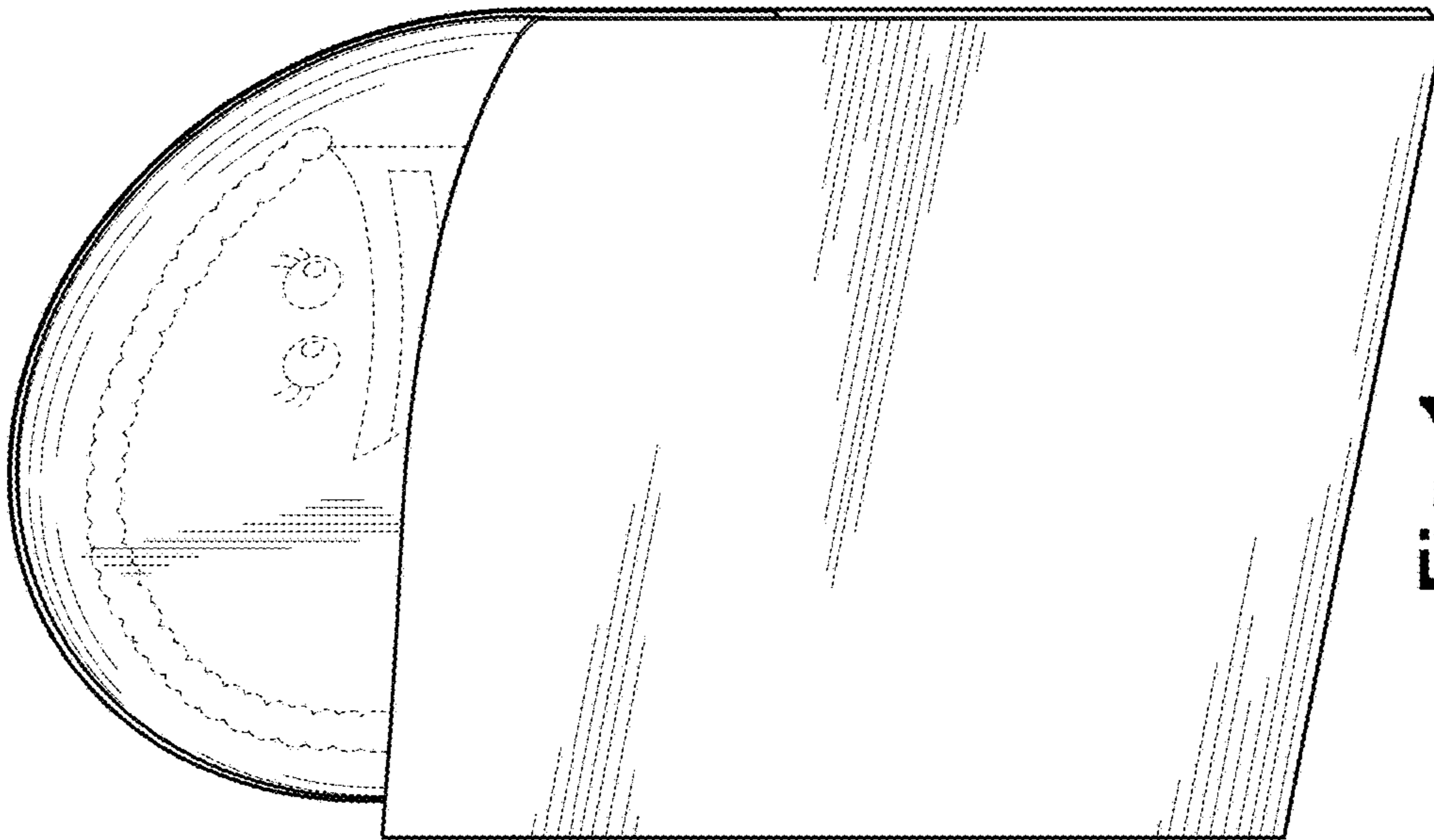


Fig. 1




Fig. 5



Fig. 4

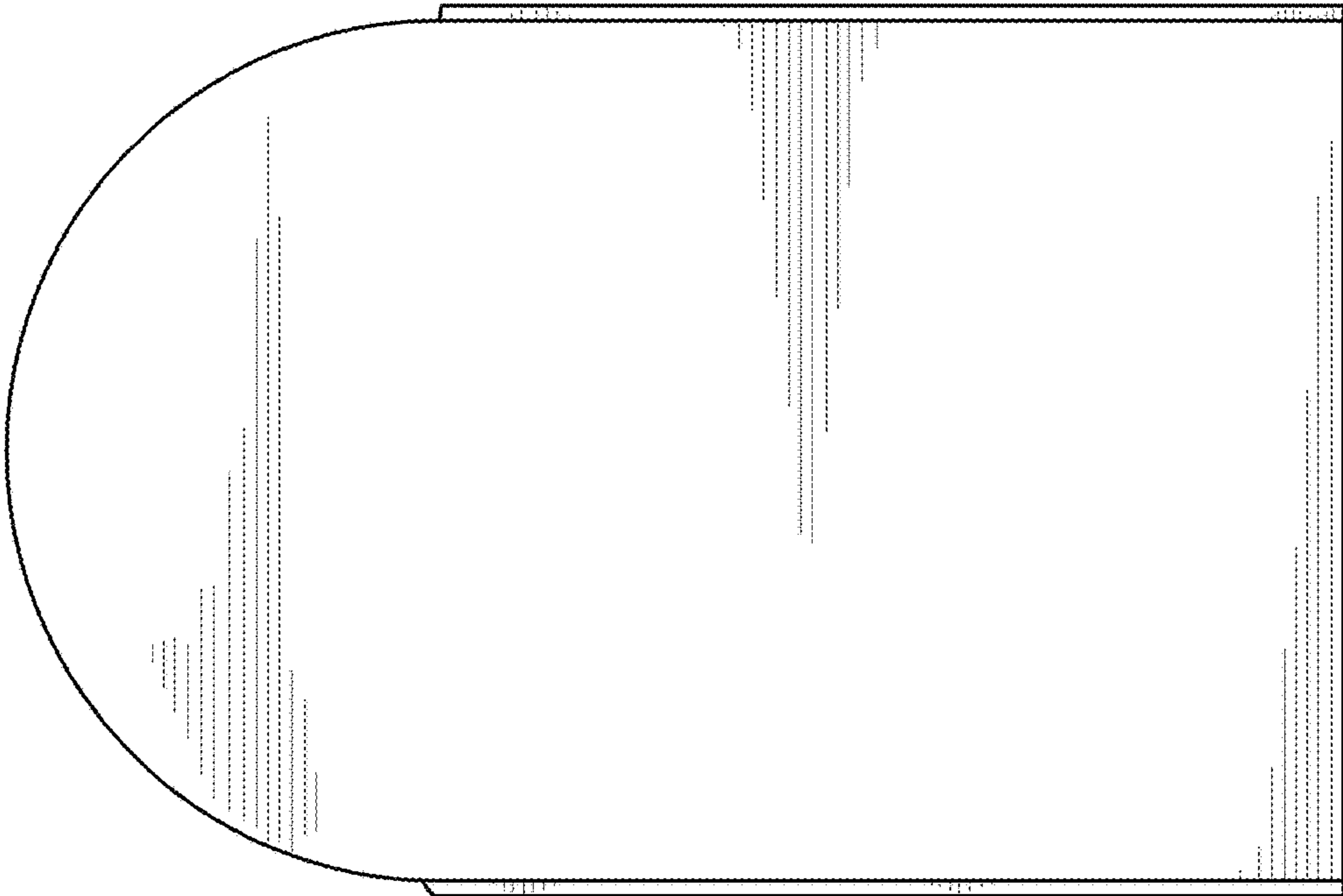


Fig. 3

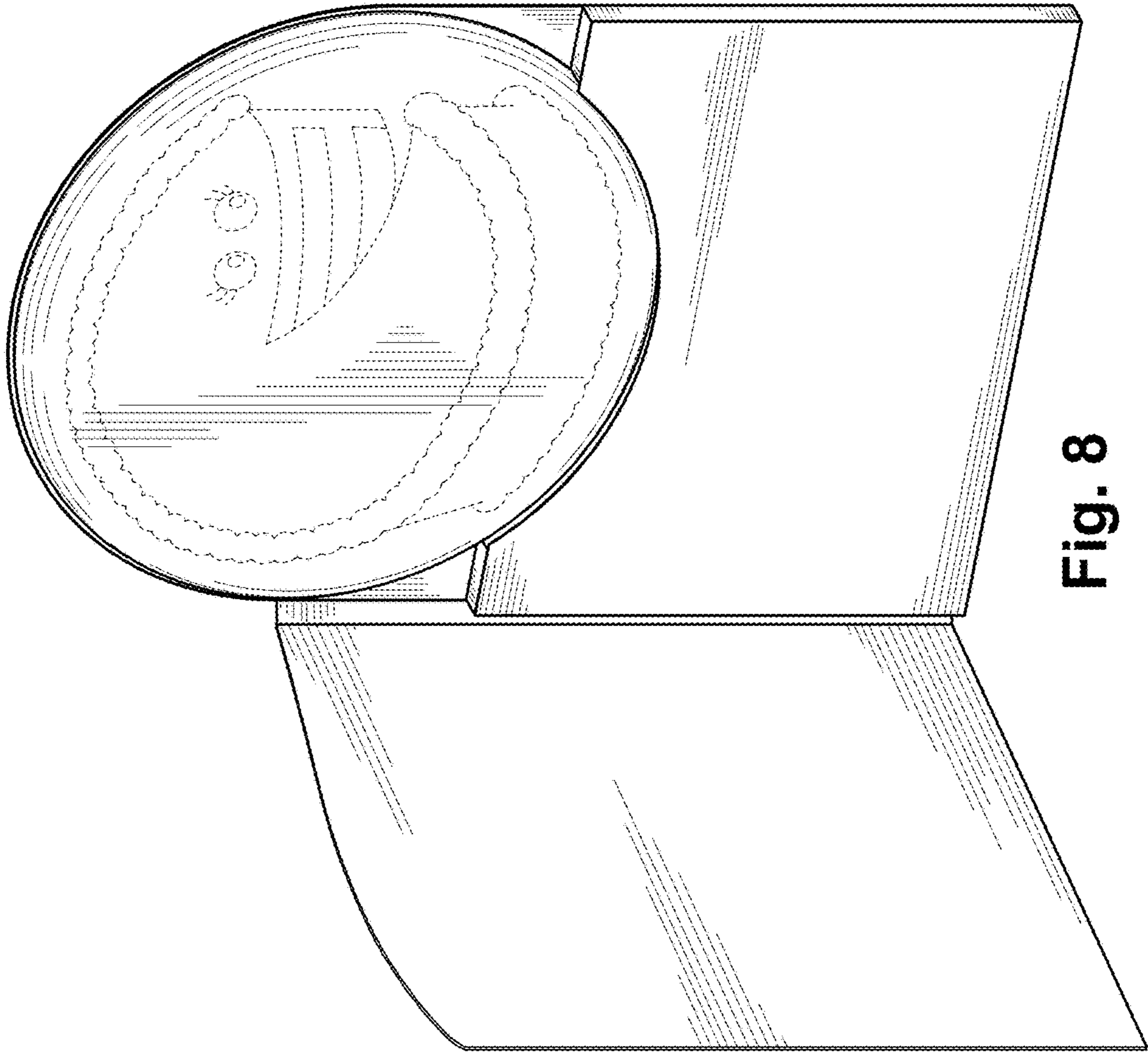


Fig. 8




Fig. 6



Fig. 7



