



US00D783716S

(12) **United States Design Patent**
Harter et al.

(10) **Patent No.:** **US D783,716 S**
(45) **Date of Patent:** **** Apr. 11, 2017**

(54) **GREETING CARD WITH GLASSES**

(71) Applicant: **American Greetings Corporation,**
Cleveland, OH (US)

(72) Inventors: **Jeff Harter,** Aurora, OH (US);
Elizabeth Dinvalid, Cleveland, OH
(US)

(73) Assignee: **American Greetings Corporation,**
Cleveland, OH (US)

(**) Term: **15 Years**

(21) Appl. No.: **29/559,330**

(22) Filed: **Mar. 28, 2016**

(51) **LOC (10) Cl.** **19-01**

(52) **U.S. Cl.**
USPC **D19/2**

(58) **Field of Classification Search**
USPC D19/1-8, 82, 100; 40/124.01-124.15,
40/582, 540, 443, 442, 902, 672, 617,
(Continued)

(56) **References Cited**

U.S. PATENT DOCUMENTS

D642,612 S * 8/2011 McClain D19/7
D679,755 S * 4/2013 Roth D19/7
(Continued)

Primary Examiner — Abraham Bahta

(74) *Attorney, Agent, or Firm* — Christine Flanagan



(57) **CLAIM**

The ornamental design for a greeting card with glasses, as shown and described.

DESCRIPTION

FIG. 1 is perspective view of a first embodiment of the greeting card of the present invention, in a closed position. FIG. 2 is a front view of the greeting card of FIG. 1. FIG. 3 is a rear view of the greeting card of FIG. 1. FIG. 4 is top down view of the greeting card of FIG. 1. FIG. 5 is a bottom up view of the greeting card of FIG. 1. FIG. 6 is a left side view of the greeting card of FIG. 1. FIG. 7 is a right side view of the greeting card of FIG. 1. FIG. 8 is a perspective view of the greeting card of FIG. 1, in a slightly open position. FIG. 9 is perspective view of a second embodiment of the greeting card of the present invention, in a closed position. FIG. 10 is a front view of the greeting card of FIG. 9. FIG. 11 is a rear view of the greeting card of FIG. 9. FIG. 12 is top down view of the greeting card of FIG. 9. FIG. 13 is a bottom up view of the greeting card of FIG. 9. FIG. 14 is a left side view of the greeting card of FIG. 9. FIG. 15 is a right side view of the greeting card of FIG. 9; and, FIG. 16 is a perspective view of the greeting card of FIG. 9, in a slightly open position. The broken lines are for the purpose of illustrating the environment of the design only and form no part of the claimed design.

1 Claim, 6 Drawing Sheets



(58) **Field of Classification Search**

USPC 40/599, 331, 359, 360, 625, 717, 455,
40/124.191; 446/147; 362/806, 808;
428/42.1, 203-204, 913.3; 283/2-4,
283/74-75, 91, 103, 105-106; D20/10,
D20/22, 42, 27, 40; 229/92, 92.1, 92.8,
229/300-303; D11/131, 117; 206/449,
206/308.3; D21/660
CPC B42D 15/00; B42D 15/022; B42D 15/042;
B42D 15/027; B42D 15/045; B42D
2033/00; B42D 2033/02; B42D 2033/04;
B42D 2033/08; B42D 2033/10; B42D
2033/18; B42D 2033/20; B42D 2033/30;
B43D 25/00; B43D 25/20; B43D 25/21;
B43D 25/30; B43D 25/23; B43D 25/26;
B43D 25/29; B43D 25/285

See application file for complete search history.

(56) **References Cited**

U.S. PATENT DOCUMENTS

D684,211 S * 6/2013 Roth D19/2
D684,213 S * 6/2013 Roth D19/2
9,216,608 B1 * 12/2015 Nelson B42D 15/045
D765,168 S * 8/2016 Flores D19/1
D765,169 S * 8/2016 Deckerd D19/7
D766,364 S * 9/2016 Nelson D19/2
9,545,811 B2 * 1/2017 Talbot B42D 15/022

* cited by examiner

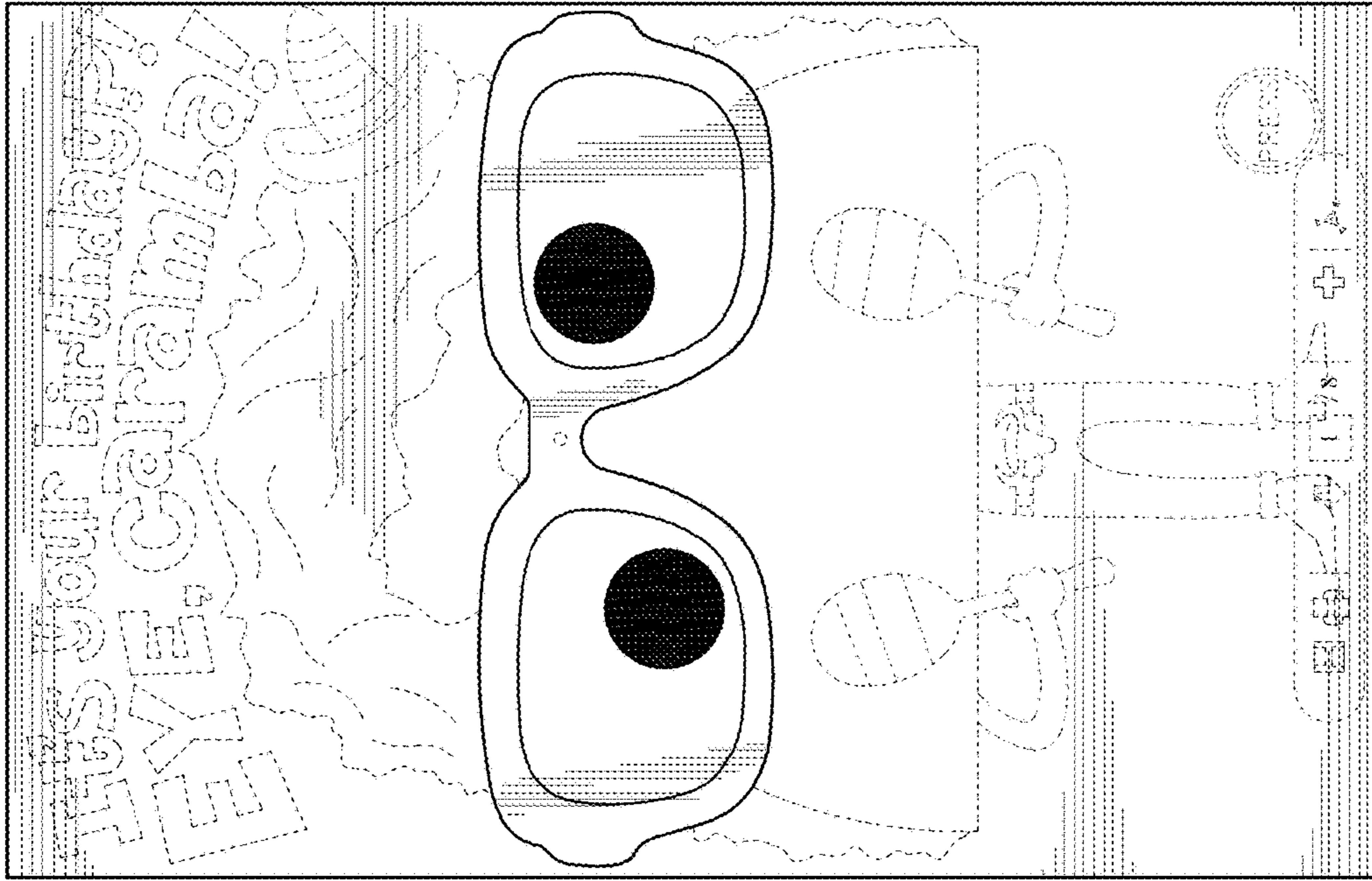


Fig. 2

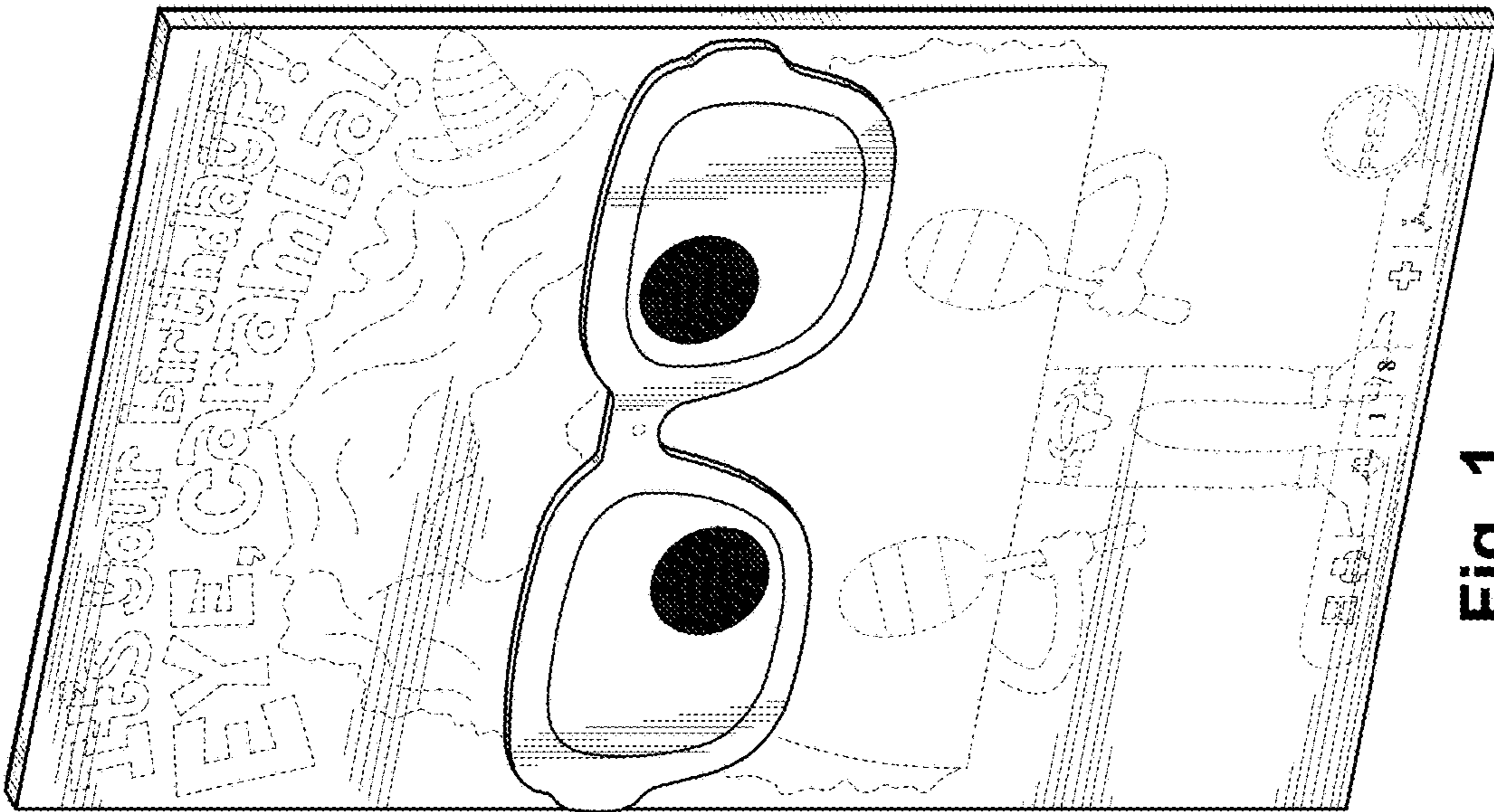


Fig. 1



Fig. 4



Fig. 5




Fig. 3

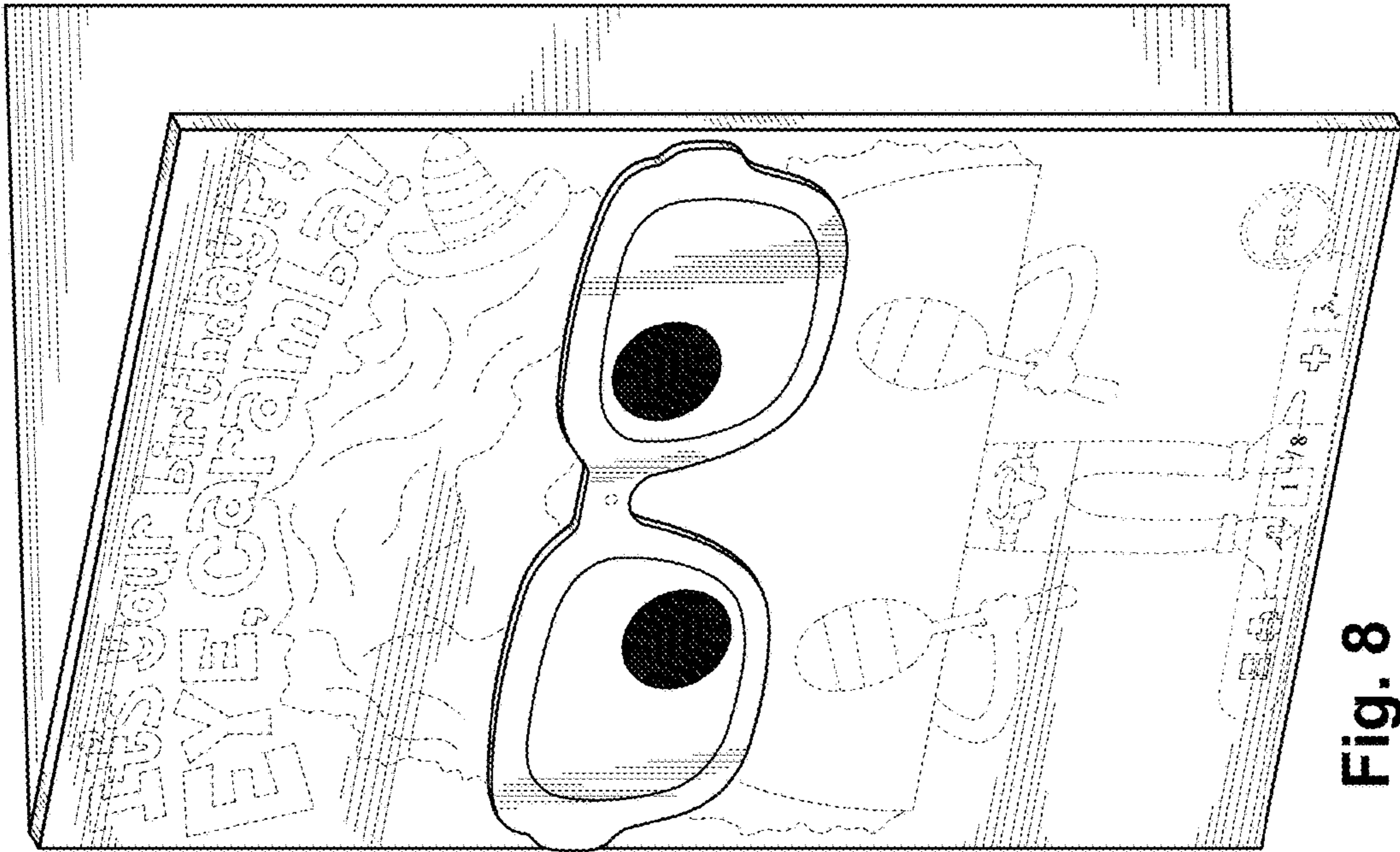


Fig. 8

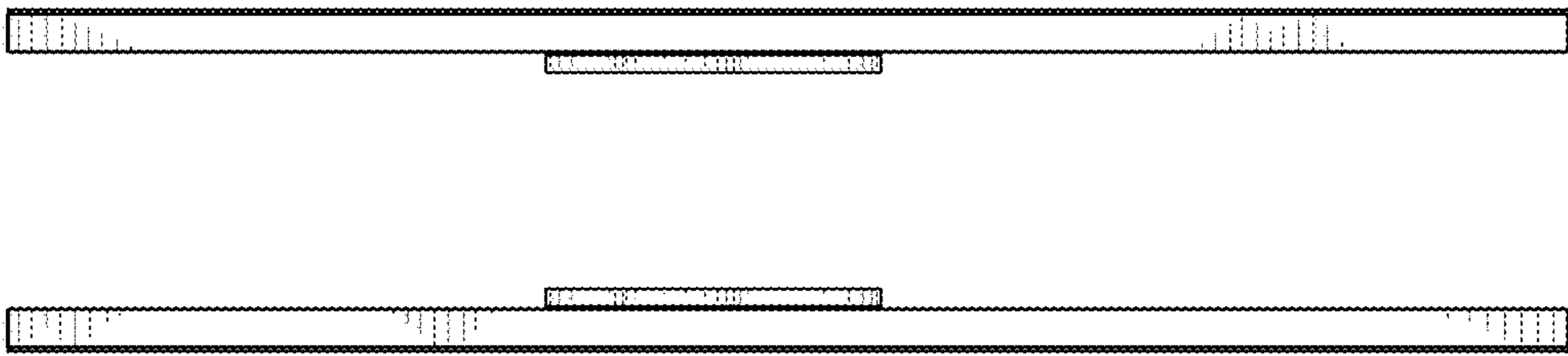


Fig. 6 Fig. 7

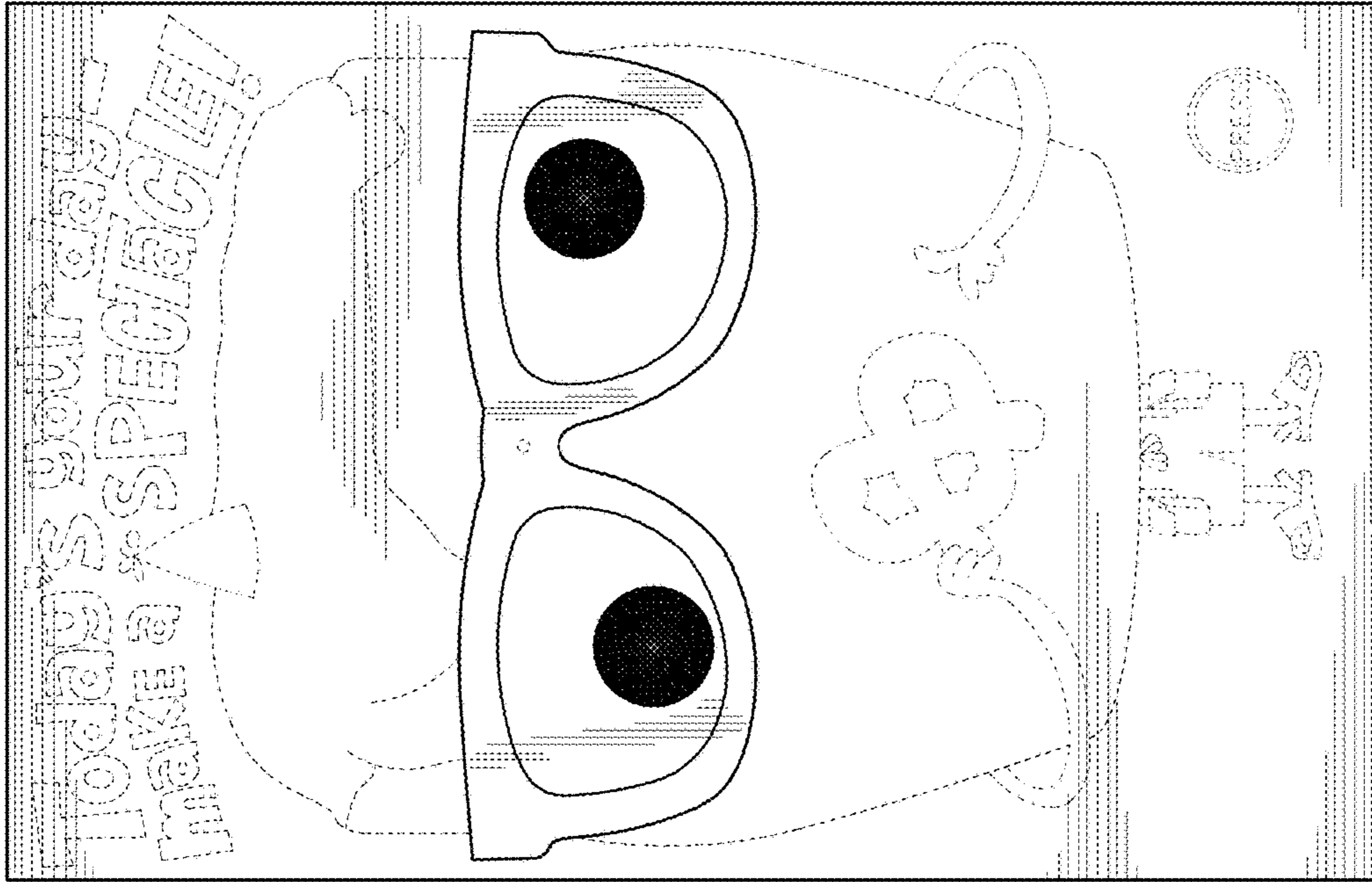


Fig. 9



Fig. 10

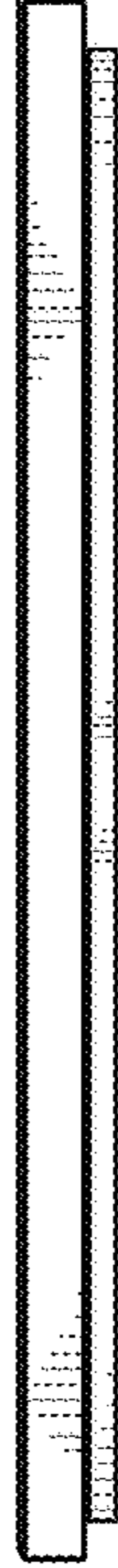


Fig. 12



Fig. 13




Fig. 11

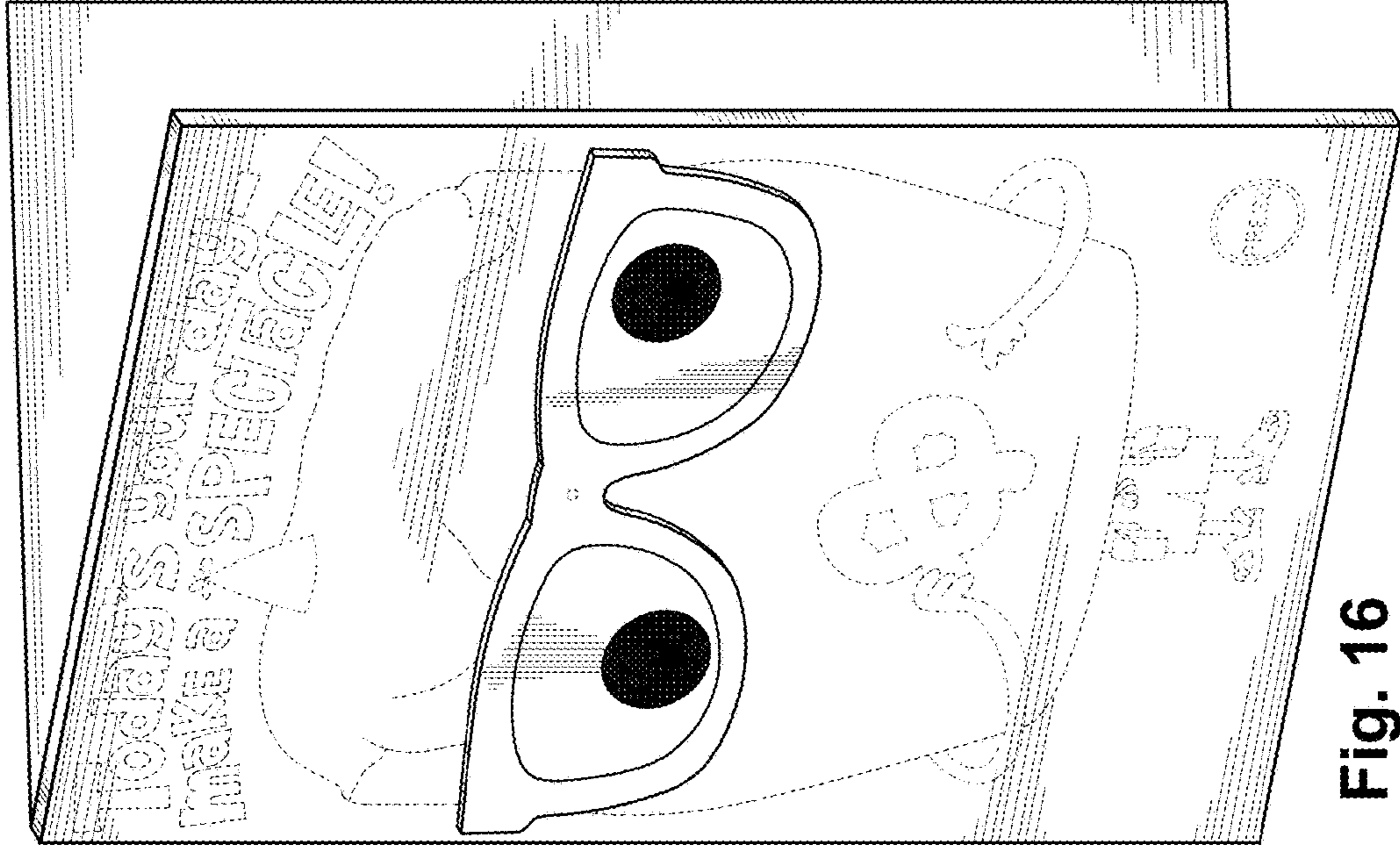


Fig. 16

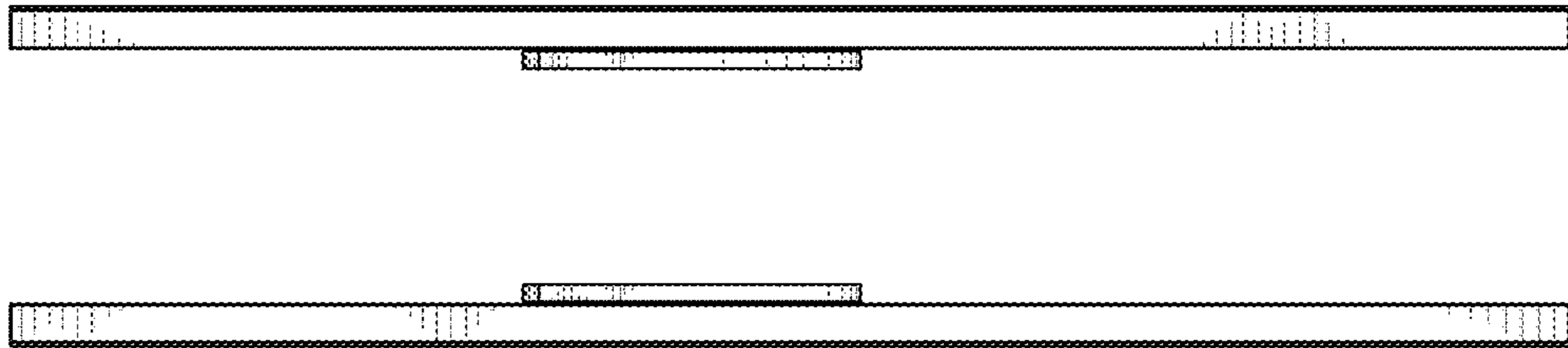


Fig. 14 Fig. 15