



US00D783696S

(12) **United States Design Patent**
Ogishita et al.

(10) **Patent No.:** **US D783,696 S**
(45) **Date of Patent:** **** Apr. 11, 2017**

(54) **SHIELD ATTACHABLE TO FRAME**

(71) Applicant: **Sony Corporation**, Tokyo (JP)

(72) Inventors: **Naoki Ogishita**, Tokyo (JP); **Jo Wada**, Tokyo (JP)

(73) Assignee: **Sony Corporation**, Tokyo (JP)

(**) Term: **15 Years**

(21) Appl. No.: **29/530,284**

(22) Filed: **Jun. 15, 2015**

(30) **Foreign Application Priority Data**

Mar. 30, 2015 (JP) D2015-006980
Mar. 30, 2015 (JP) D2015-006981

(Continued)

(51) **LOC (10) Cl.** **16-06**

(52) **U.S. Cl.**
USPC **D16/101; D16/300**

(58) **Field of Classification Search**
USPC D16/101, 300-342, 900; D29/109-110;
351/41, 44, 51-52, 62, 158, 92, 103-123,
(Continued)

(56) **References Cited**

U.S. PATENT DOCUMENTS

1,706,682 A * 3/1929 Takacs G02C 7/16
2/13
2,456,334 A * 12/1948 Shindel G02C 1/04
2/12

(Continued)

Primary Examiner — Raphael Barkai

(74) *Attorney, Agent, or Firm* — Michael Best and Friedrich LLP

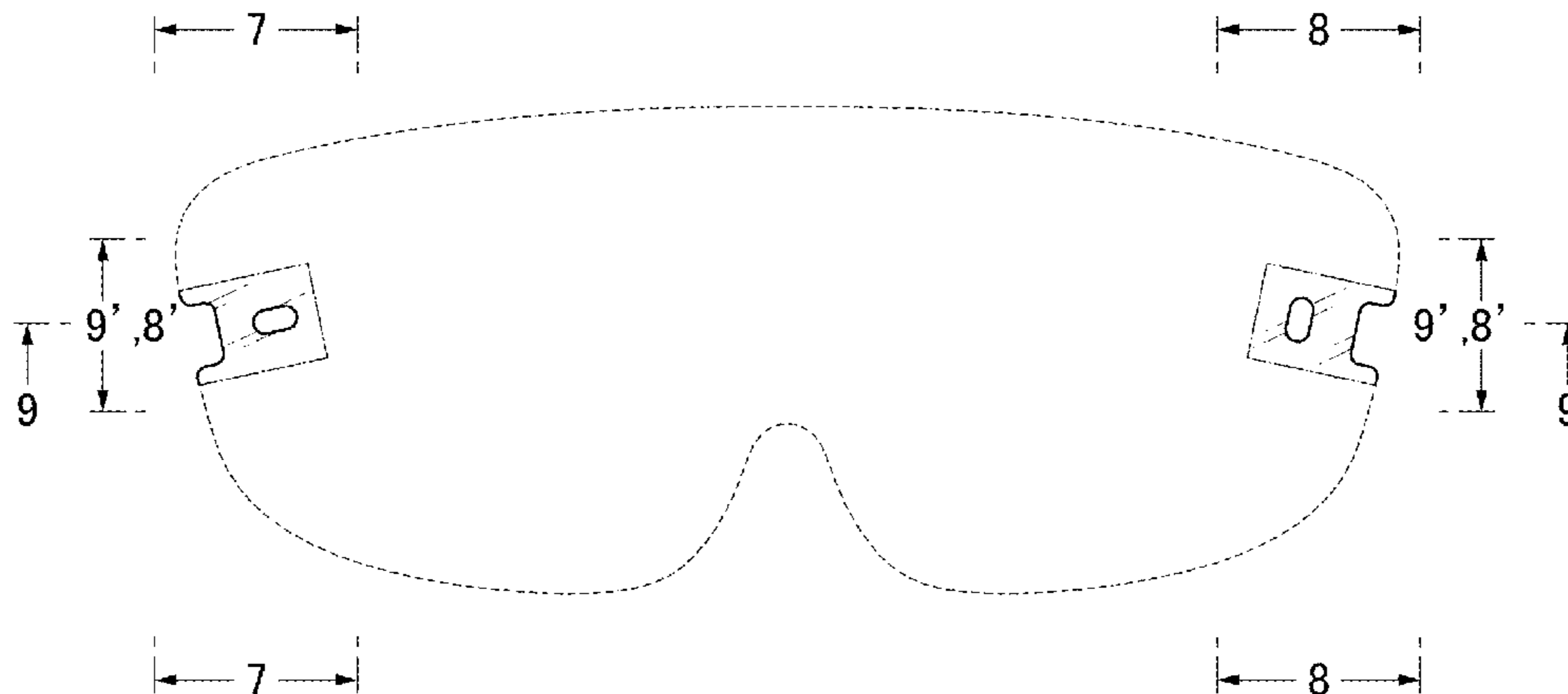
(57) **CLAIM**

The ornamental design for a shield attachable to frame, as shown and described.

DESCRIPTION

FIG. 1 is a perspective view of a first embodiment of a shield attachable to frame showing our new design; FIG. 2 is a front elevational view thereof; FIG. 3 is a rear elevational view thereof; FIG. 4 is a right side elevational view thereof, a left side elevational view thereof being a mirror image; FIG. 5 is a top plan view thereof; and, FIG. 6 is a bottom plan view thereof. FIG. 7 is a partially enlarged front view thereof along the lines 7-7 and 7'-7' of FIG. 2; FIG. 8 is a partially enlarged front view thereof along the lines 8-8 and 8'-8' of FIG. 2; FIG. 9 is a cross sectional view thereof cut along the line 9-9 of FIG. 2; and FIG. 10 is a partially enlarged right side elevational view thereof along the lines 10-10 and 10'-10' of FIG. 4. FIG. 11 is a perspective view of a second embodiment of a shield attachable to frame showing our new design; FIG. 12 is a front elevational view thereof; FIG. 13 is a rear elevational view thereof; FIG. 14 is a right side elevational view thereof, a left side elevational view thereof being a mirror image; FIG. 15 is a top plan view thereof; and FIG. 16 is a bottom plan view thereof. FIG. 17 is a partially enlarged front view thereof along the lines 17-17 and 17'-17' of FIG. 12; FIG. 18 is a partially enlarged front view thereof along the lines 18-18 and 18'-18' of FIG. 12; FIG. 19 is a cross sectional view thereof cut along the line 19-19 of FIG. 12; and, FIG. 20 is a partially enlarged right side elevational view thereof along the lines 20-20 and 20'-20' of FIG. 14. The broken lines illustrate unclaimed portions of the shield attachable to frame and form no part of the claimed design. Dot-dash broken lines define the boundaries of, but not include in, the claimed design.

1 Claim, 13 Drawing Sheets



(30) Foreign Application Priority Data

Mar. 30, 2015 (JP) D2015-006982
 Mar. 30, 2015 (JP) D2015-006983
 Mar. 30, 2015 (JP) D2015-006984
 Mar. 30, 2015 (JP) D2015-006985
 Apr. 22, 2015 (CN) 2015 3 0109362
 Apr. 22, 2015 (CN) 2015 3 0109430

(58) Field of Classification Search

USPC 351/140-153, 63, 59, 45-48; 2/426-432,
 2/447-449, 441, 434-437, 440, 442, 13,
 2/15; D21/483, 659-661; D14/372;
 D8/356
 CPC G02C 2200/08; G02C 1/06; G02C 5/14;
 G02C 11/02; G02C 11/04; G01C 5/16;
 A61M 2021/0044; A63B 33/002
 See application file for complete search history.

(56) References Cited

U.S. PATENT DOCUMENTS

2,717,385 A * 9/1955 Linster A42B 1/247
 2/10
 2,788,523 A * 4/1957 Seguin A42B 1/247
 2/12
 4,998,815 A * 3/1991 Lin G02C 1/02
 2/448
 D337,596 S * 7/1993 Canavan D16/101
 5,428,410 A * 6/1995 Lei G02C 1/02
 2/441
 D360,646 S * 7/1995 Nomura D16/202

5,533,207 A * 7/1996 Diaz G02C 3/02
 2/10
 5,768,716 A * 6/1998 Porsche A61F 9/025
 2/446
 5,835,182 A * 11/1998 Einarsson G02C 11/12
 2/12
 5,936,701 A * 8/1999 Sartor G02C 1/02
 351/110
 6,776,482 B1 * 8/2004 Xiao G02C 1/02
 351/110
 6,863,395 B1 * 3/2005 Teng G02C 1/02
 351/103
 7,090,346 B2 * 8/2006 Tsai G02C 1/04
 351/110
 D527,752 S * 9/2006 Canavan D16/101
 7,240,370 B2 * 7/2007 Lerner G02C 3/02
 2/10
 7,458,680 B1 * 12/2008 Cheng G02C 1/02
 351/110
 7,703,913 B2 * 4/2010 Huang G02C 5/10
 351/110
 8,613,515 B2 * 12/2013 Earley G02C 1/023
 351/103
 8,668,330 B2 * 3/2014 Reyes A61F 9/025
 351/106
 8,746,877 B2 * 6/2014 Belbey A61F 9/025
 351/156
 8,926,090 B2 * 1/2015 Tsai G02C 5/2209
 351/110
 9,022,557 B2 * 5/2015 Wang G02C 5/16
 351/110
 2006/0119790 A1 * 6/2006 Tsai G02C 1/04
 351/110

* cited by examiner

FIG.1

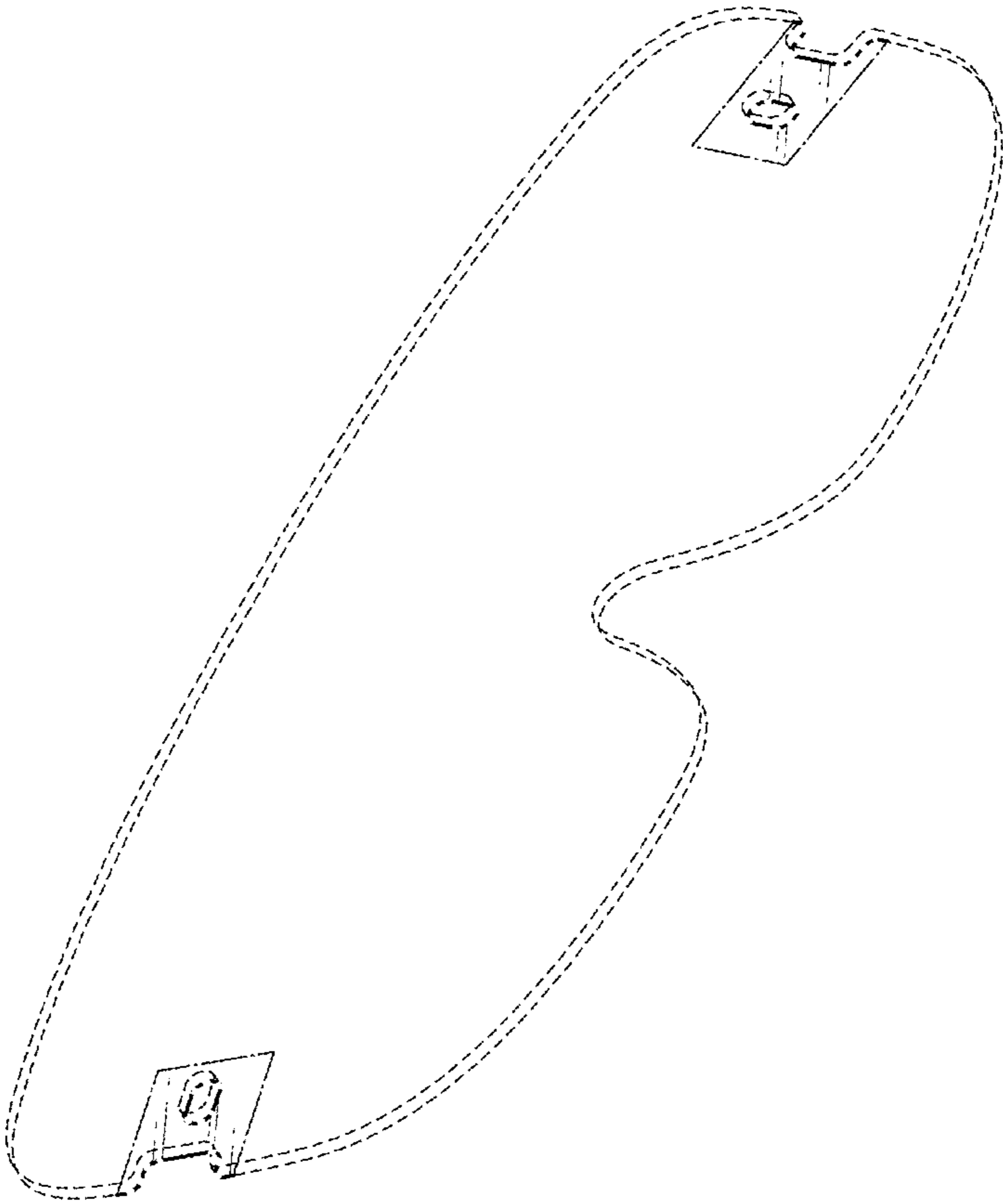


FIG.2

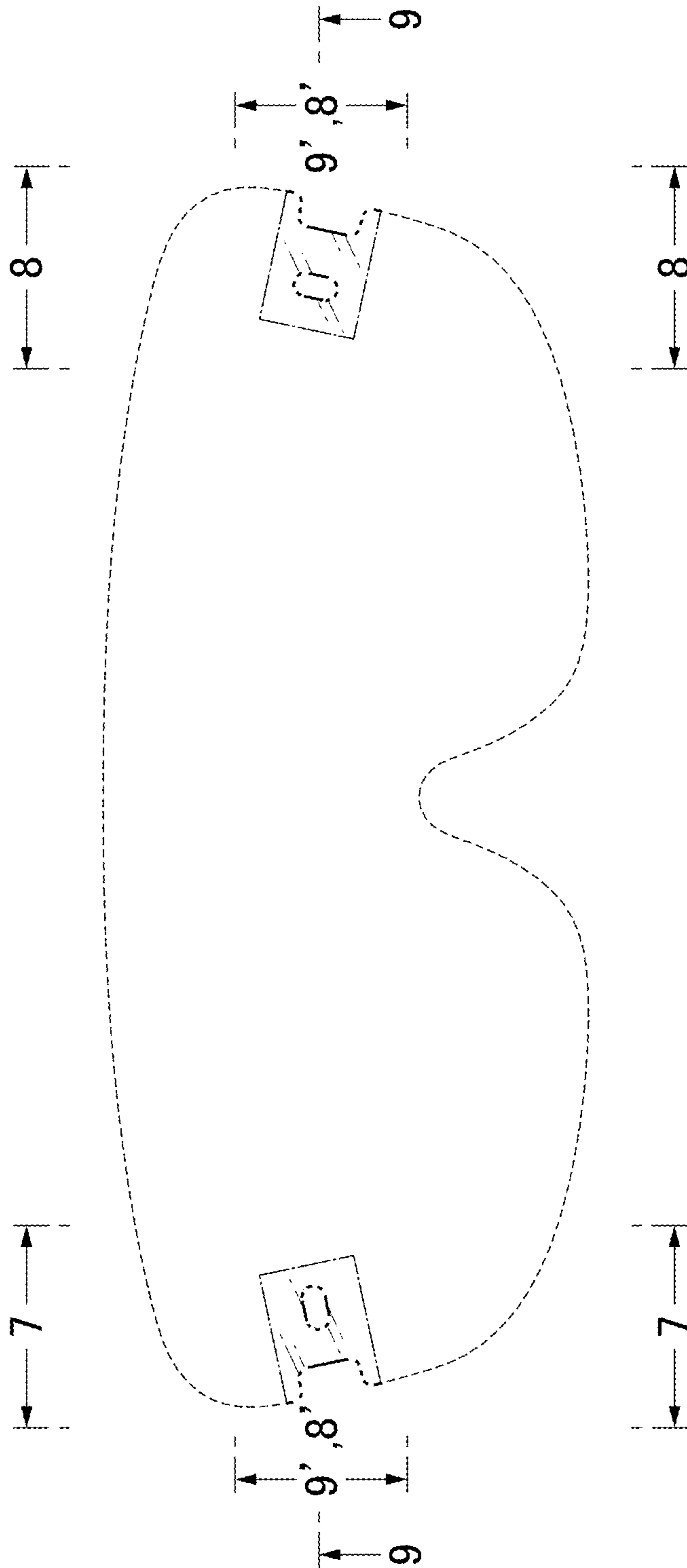
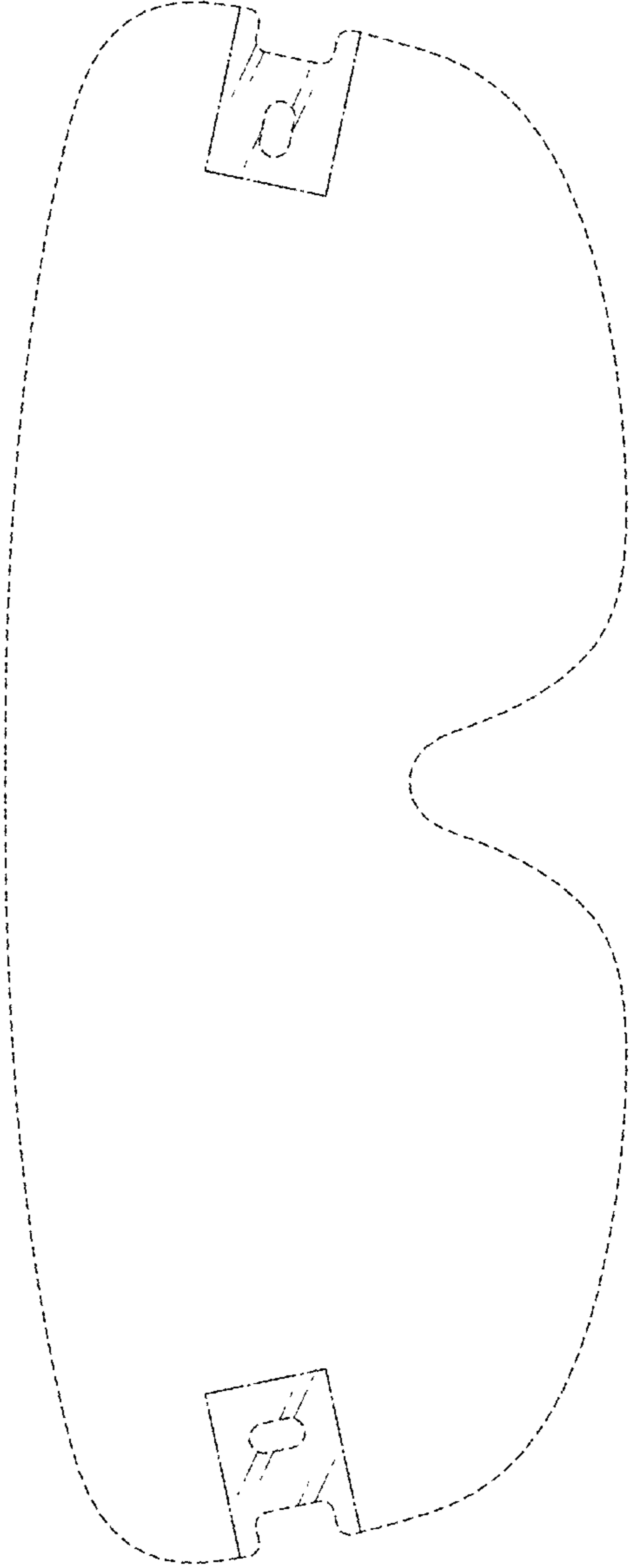


FIG.3



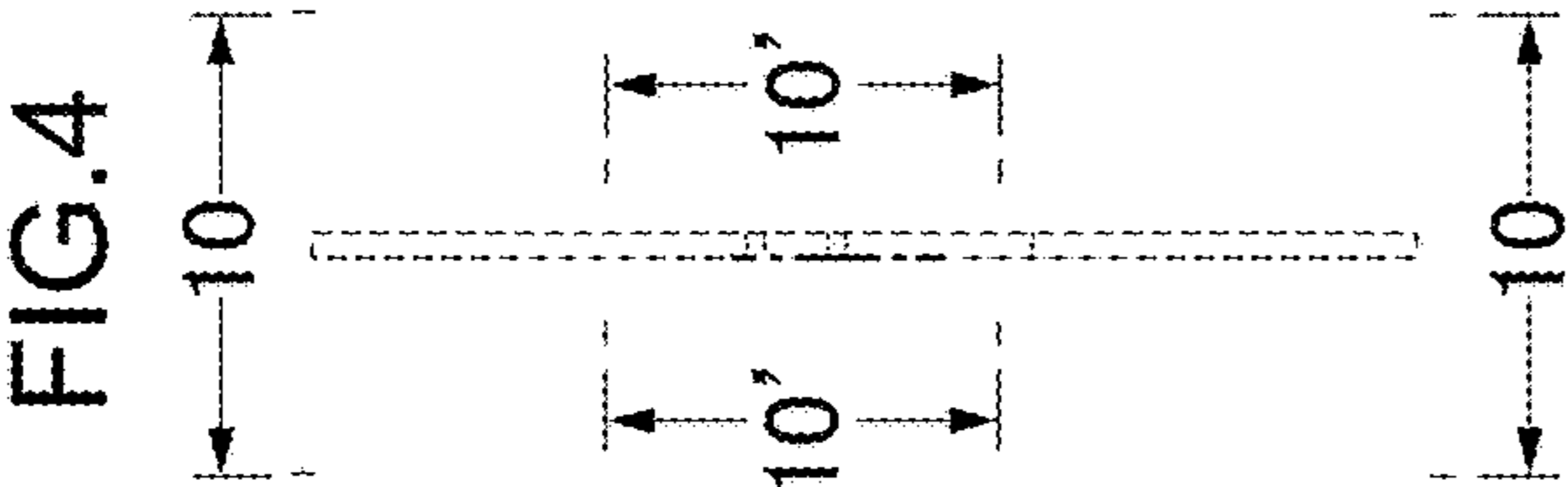


FIG. 4

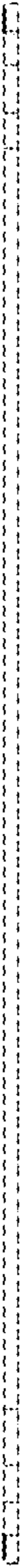
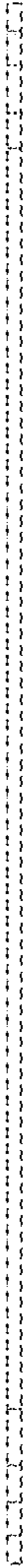


FIG. 5

FIG. 6

FIG.7

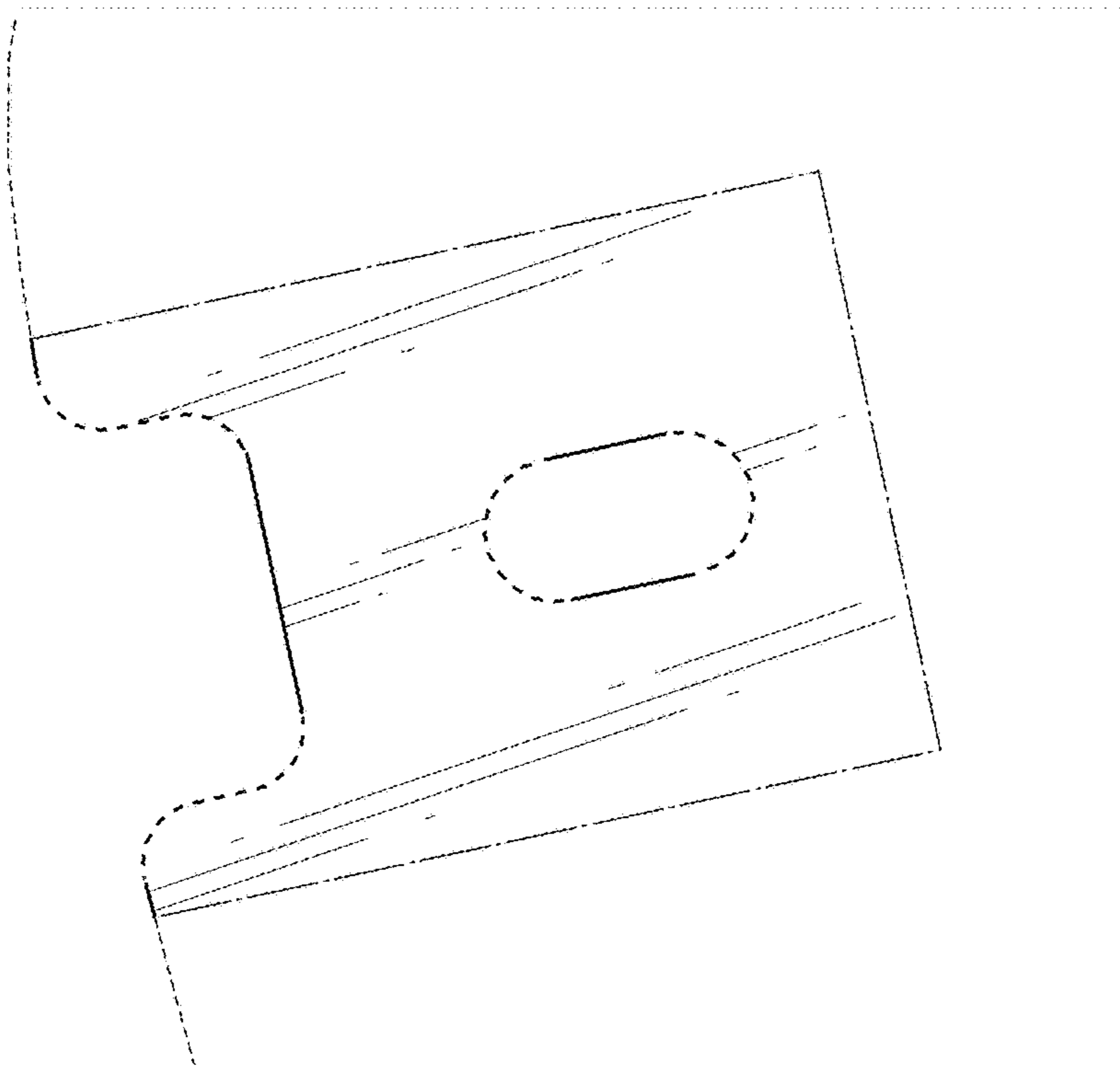


FIG.8

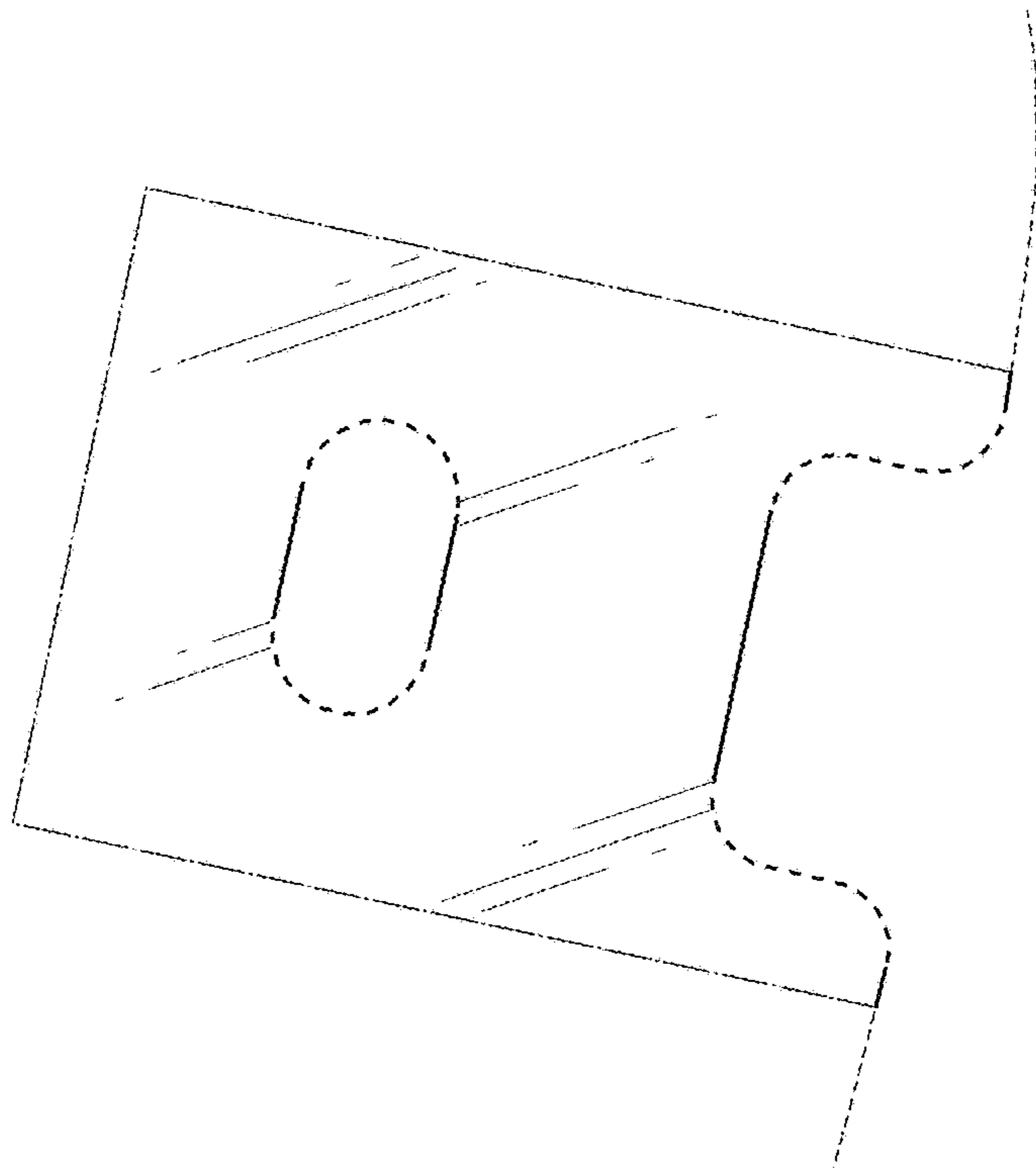


FIG.9



FIG.10



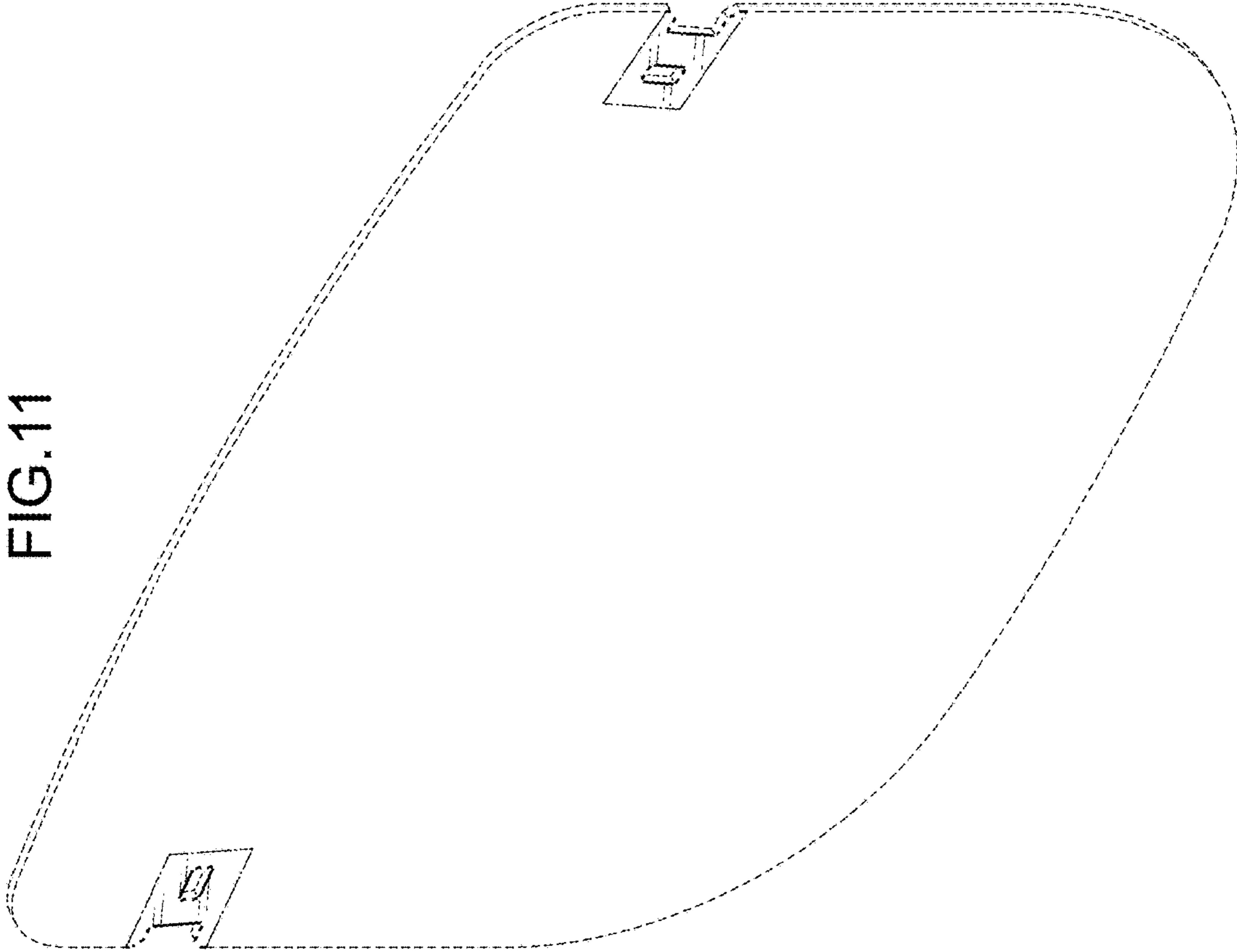


FIG. 11

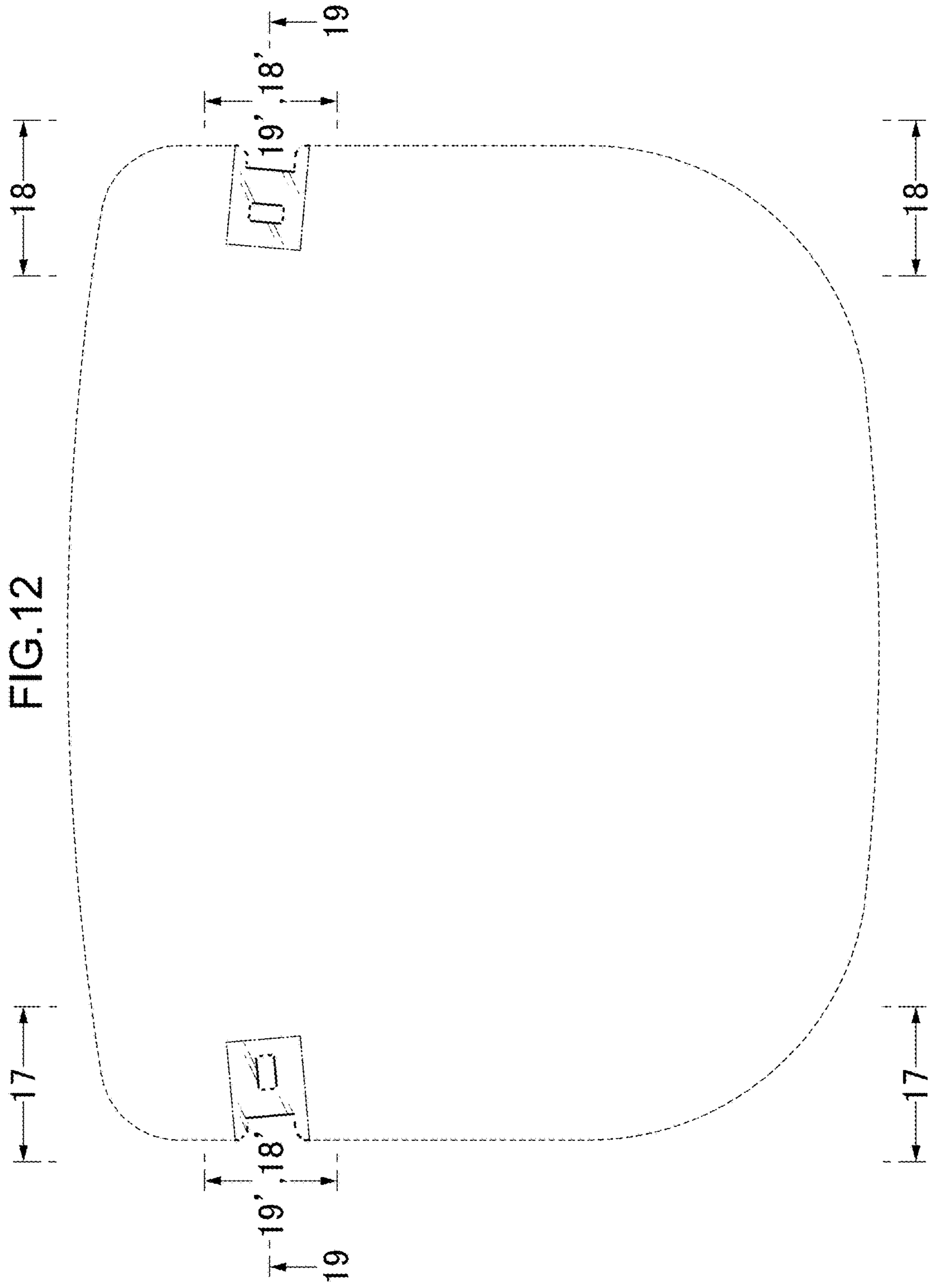



FIG.12

FIG.13



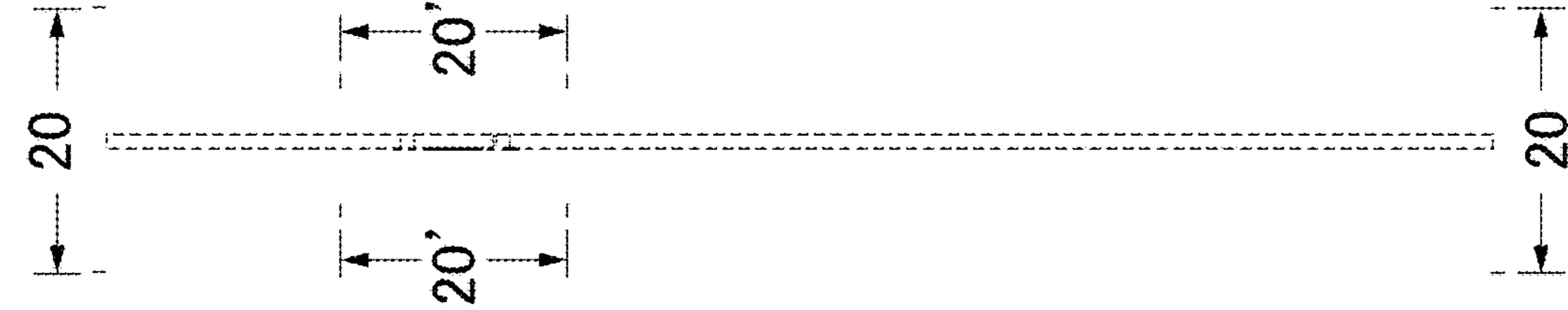


FIG.14

FIG.15

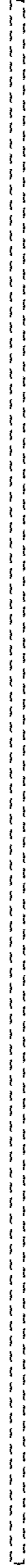


FIG.16




FIG.17

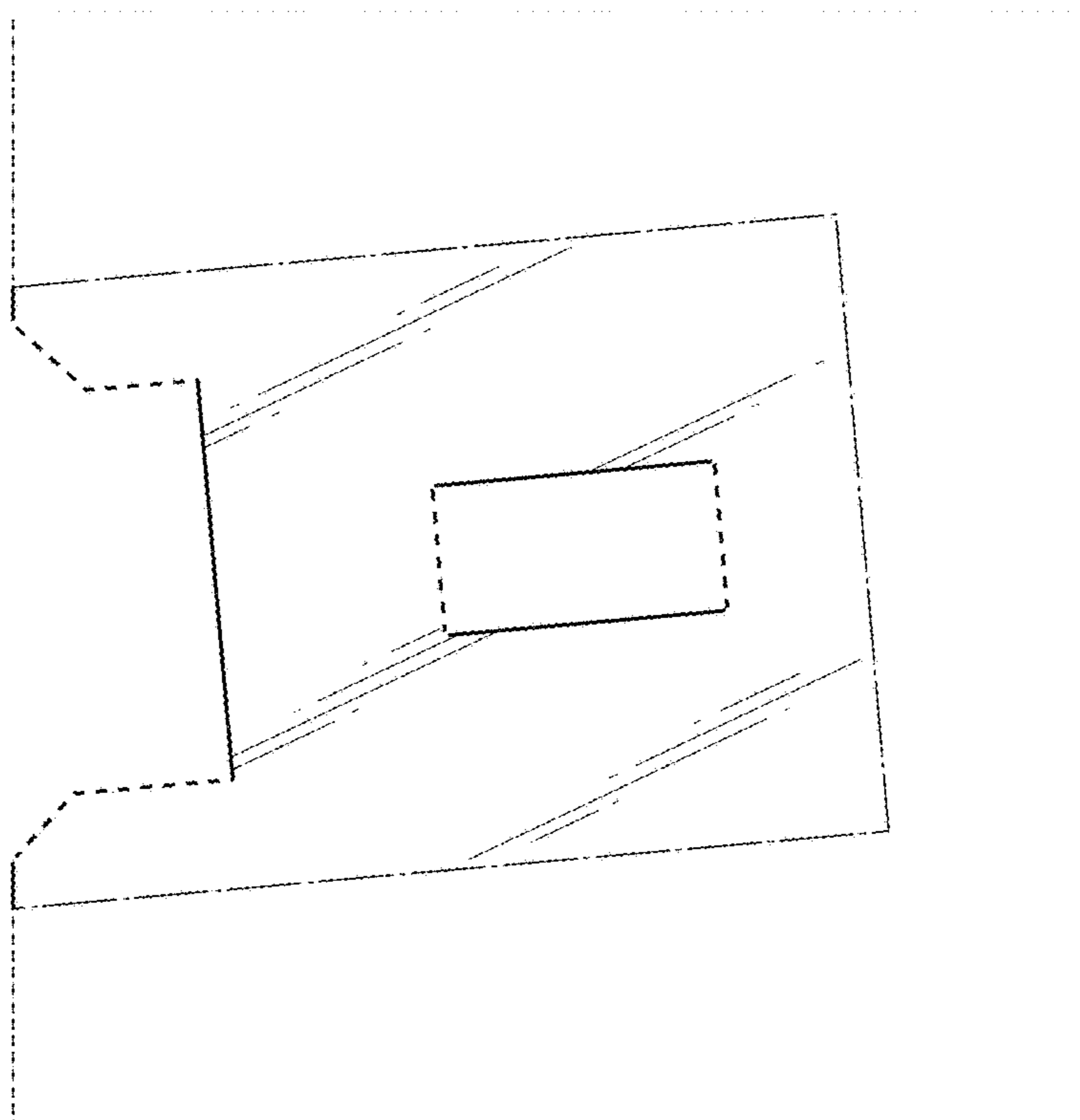


FIG.18

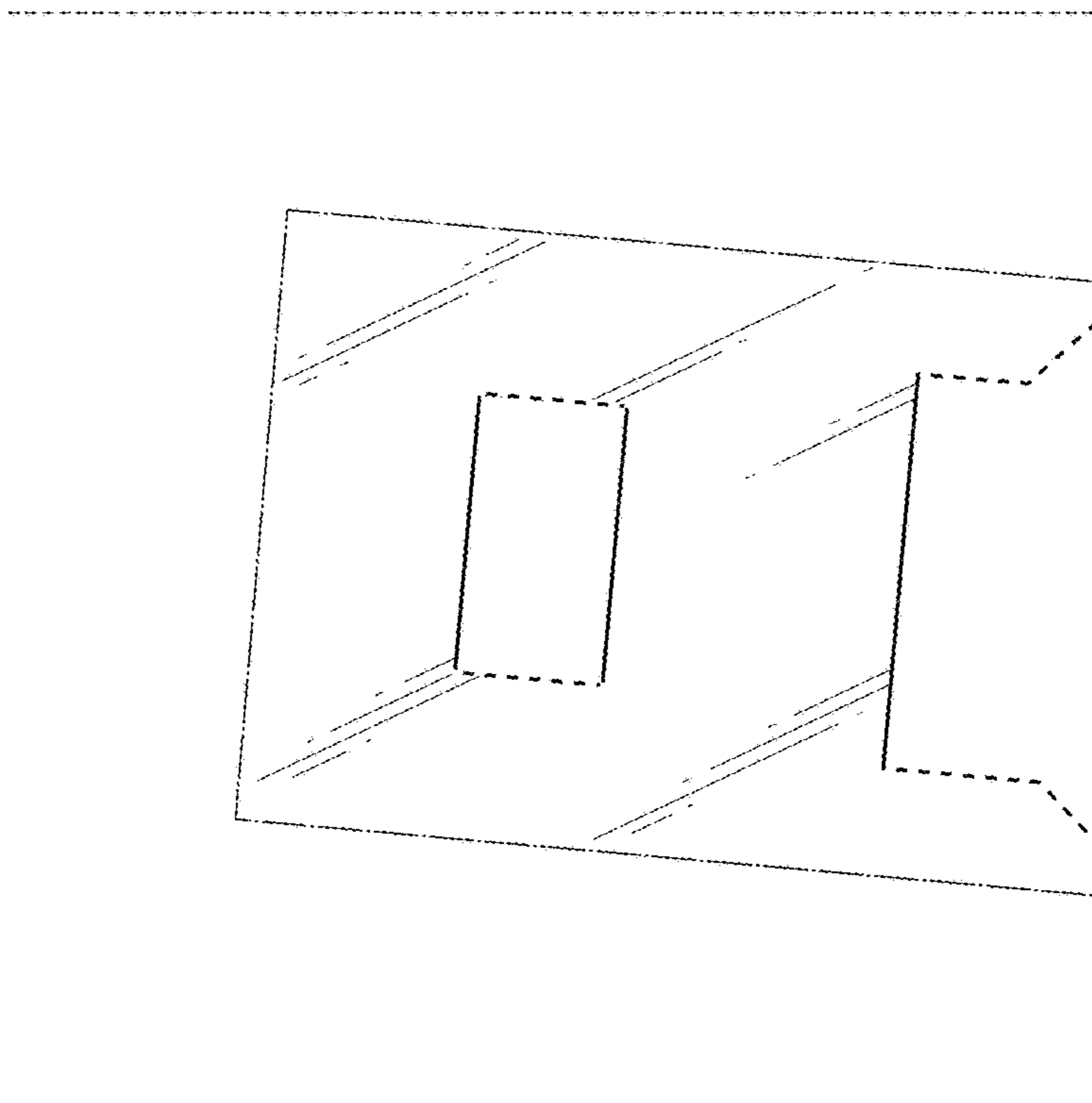


FIG.19



FIG.20

