



US00D783641S

(12) **United States Design Patent**  
**Elston et al.**

(10) **Patent No.: US D783,641 S**  
(45) **Date of Patent: \*\* Apr. 11, 2017**

(54) **DISPLAY SCREEN OR PORTION THEREOF WITH GRAPHICAL USER INTERFACE**

(71) Applicant: **Delighted Inc.**, Palo Alto, CA (US)

(72) Inventors: **Caleb Elston**, San Francisco, CA (US);  
**Michael Ryan Gowen**, Mountain View, CA (US); **Mark Dodwell**, Palo Alto, CA (US)

(73) Assignee: **DELIGHTED INC.**, Palo Alto, CA (US)

(\*\*) Term: **14 Years**

(21) Appl. No.: **29/496,859**

(22) Filed: **Jul. 17, 2014**

(51) **LOC (10) Cl.** ..... **14-04**

(52) **U.S. Cl.**  
USPC ..... **D14/486**

(58) **Field of Classification Search**  
USPC ..... D14/485–495  
CPC ..... G06F 3/048; G06Q 30/00  
See application file for complete search history.

(56) **References Cited**

**U.S. PATENT DOCUMENTS**

D625,322	S	*	10/2010	Guntaur	.....	D14/486
D657,371	S	*	4/2012	Hecht	.....	D14/486
D662,106	S	*	6/2012	Mori	.....	D14/486
D720,766	S	*	1/2015	Mandal	.....	D14/486
D726,736	S	*	4/2015	Smirin	.....	D14/485
9,047,642	B2	*	6/2015	Byrne	.....	G06Q 50/01
D735,235	S	*	7/2015	Zhou	.....	D14/487
D741,882	S	*	10/2015	Shmilov	.....	D14/486
D742,909	S	*	11/2015	Lee	.....	D14/486
D752,604	S	*	3/2016	Zhang	.....	D14/485
D752,605	S	*	3/2016	Wang	.....	D14/485

D754,705	S	*	4/2016	Angelides	.....	D14/486
2004/0100479	A1	*	5/2004	Nakano	.....	G06F 1/1626 715/700
2004/0128183	A1	*	7/2004	Challey	.....	G06Q 30/0203 705/7.32
2014/0189572	A1	*	7/2014	Martens	.....	G06F 3/04817 715/780
2015/0040018	A1	*	2/2015	Wu	.....	G06Q 30/0631 715/738
2015/0370465	A1	*	12/2015	Green	.....	G06F 3/04847 715/739

\* cited by examiner

*Primary Examiner* — Kevin Rudzinski

(74) *Attorney, Agent, or Firm* — Orrick, Herrington & Sutcliffe LLP

(57) **CLAIM**

The ornamental design for a display screen or portion thereof with graphical user interface, as shown and described.

**DESCRIPTION**

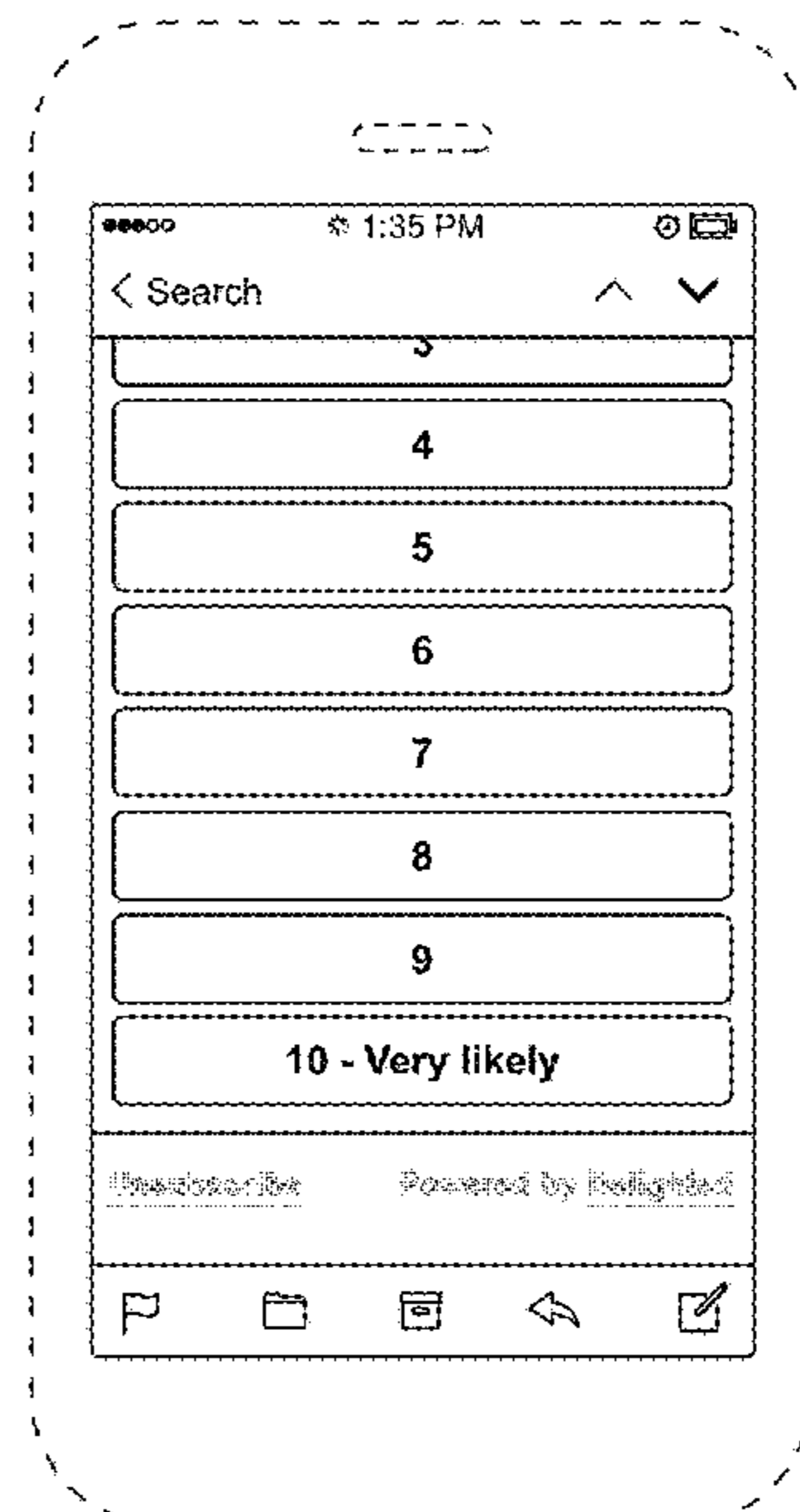
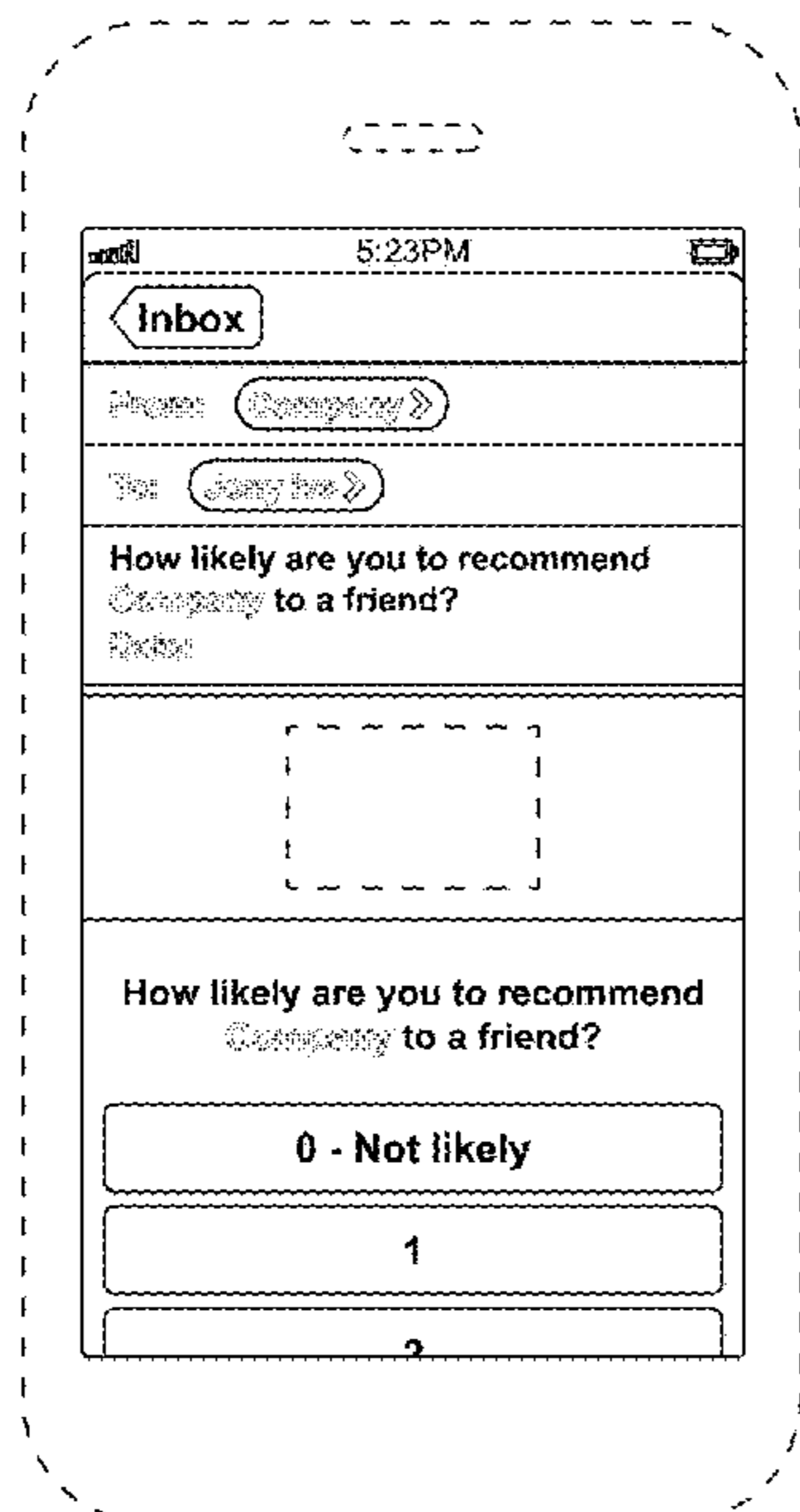
FIG. 1 is a top region in a transitional image of a graphical user interface for a display screen or portion thereof showing the claimed design; and,

FIG. 2 is a bottom region in the transitional image of the graphical user interface for the display screen or portion thereof of FIG. 1 showing the claimed design.

The broken lines shown in the drawings illustrate the display screen and portions of the graphical user interface that form no part of the claimed design.

The appearance of the transitional image sequentially transitions between the images shown in FIGS. 1 and 2. The process or period in which one image transitions to another image forms no part of the claimed design.

**1 Claim, 1 Drawing Sheet**



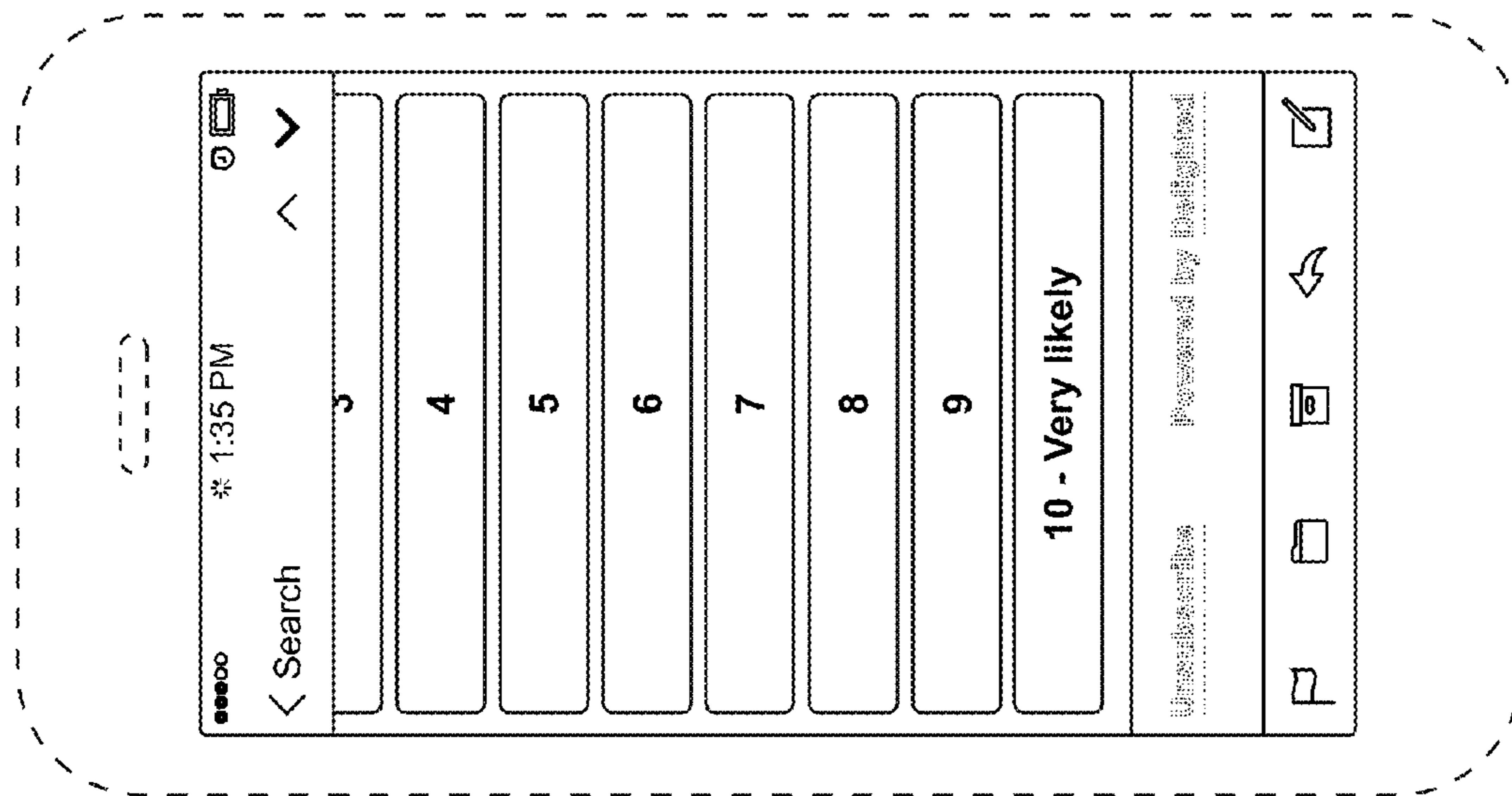


FIG. 1

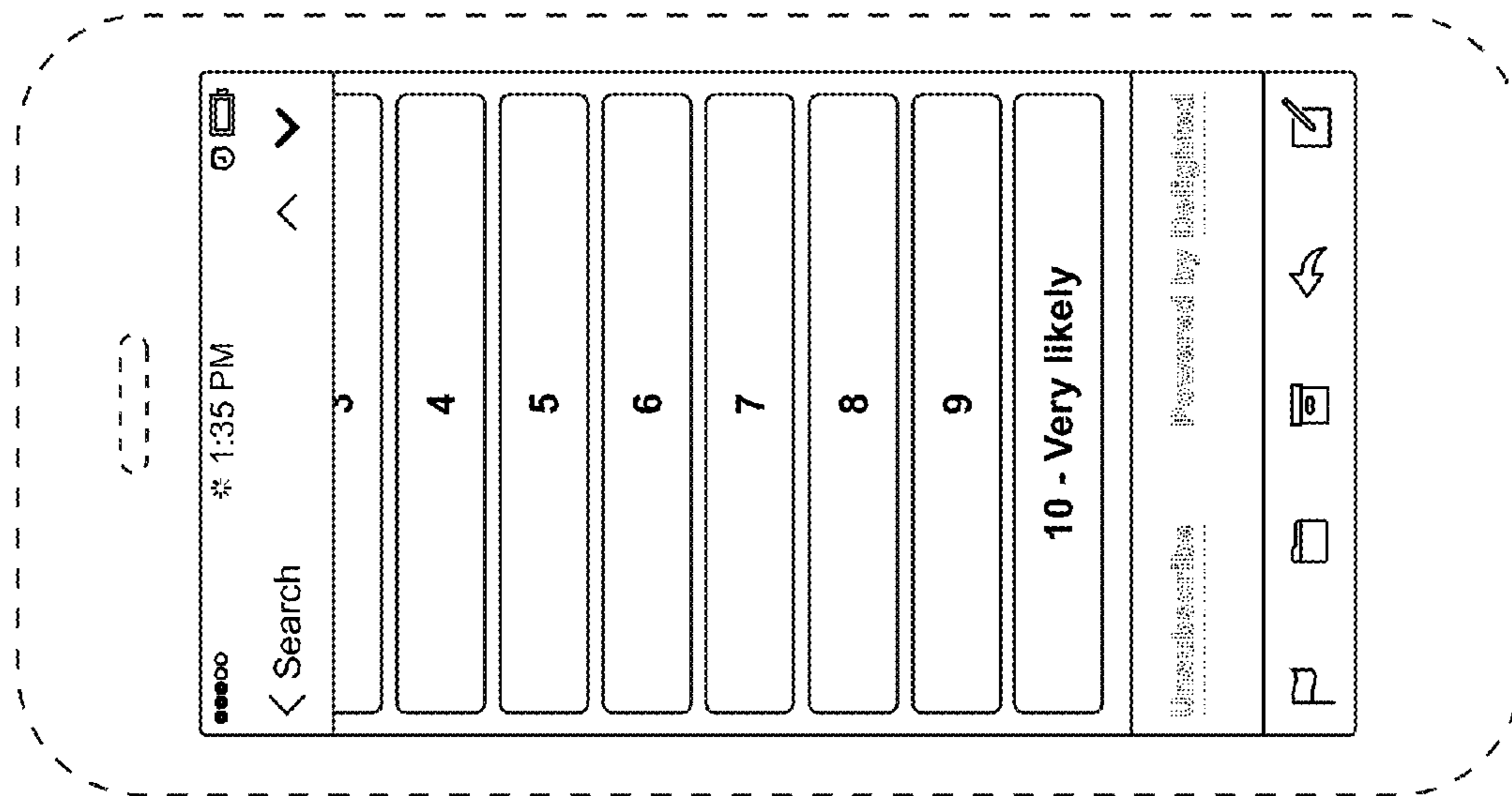


FIG. 2