



US00D783627S

(12) **United States Design Patent**  
**Hsu et al.**

(10) **Patent No.:** **US D783,627 S**

(45) **Date of Patent:** **\*\* \*Apr. 11, 2017**

(54) **SUPPORT DEVICE**

(71) Applicants: **Shih-Hsiang Hsu**, Hualien (TW); **Eric C. Luo**, Plano, TX (US)

(72) Inventors: **Shih-Hsiang Hsu**, Hualien (TW); **Eric C. Luo**, Plano, TX (US)

(\*) Notice: This patent is subject to a terminal disclaimer.

(\*\*) Term: **15 Years**

(21) Appl. No.: **29/553,149**

(22) Filed: **Jan. 28, 2016**

(51) **LOC (10) Cl.** ..... **08-07**

(52) **U.S. Cl.**  
USPC ..... **D14/447**

(58) **Field of Classification Search**  
USPC ..... D14/447, 432, 434, 439, 440, 451, 452,  
D14/457, 239; D8/363, 373, 380;  
D6/406.3, 406.4, 406.5, 406.6; D12/415  
CPC ..... A47B 21/04; A47B 2097/006; A47B  
2097/005; A47B 2023/049; A45C  
2011/002; A45C 2011/003; F16M  
2200/00; F16M 13/00  
See application file for complete search history.

(56) **References Cited**

**U.S. PATENT DOCUMENTS**

D533,558 S \* 12/2006 Elkhuizen ..... D14/447  
D575,546 S \* 8/2008 Tsay ..... D14/457

D588,140 S \* 3/2009 Hsu ..... D14/447  
D619,139 S \* 7/2010 Ho ..... D14/447  
D644,230 S \* 8/2011 Lin ..... D14/447  
D656,500 S \* 3/2012 Maruyama ..... D14/447  
D665,812 S \* 8/2012 Huang ..... D14/447  
D673,961 S \* 1/2013 Matsui ..... D14/447  
D693,824 S \* 11/2013 Erdfarb ..... D14/447  
D703,214 S \* 4/2014 Lye ..... D14/447  
D703,677 S \* 4/2014 Bigazzi ..... D14/447  
D705,785 S \* 5/2014 Wang ..... D14/447  
D721,710 S \* 1/2015 Messing ..... D14/447

\* cited by examiner

*Primary Examiner* — Angela J Lee

(74) *Attorney, Agent, or Firm* — Winstead PC

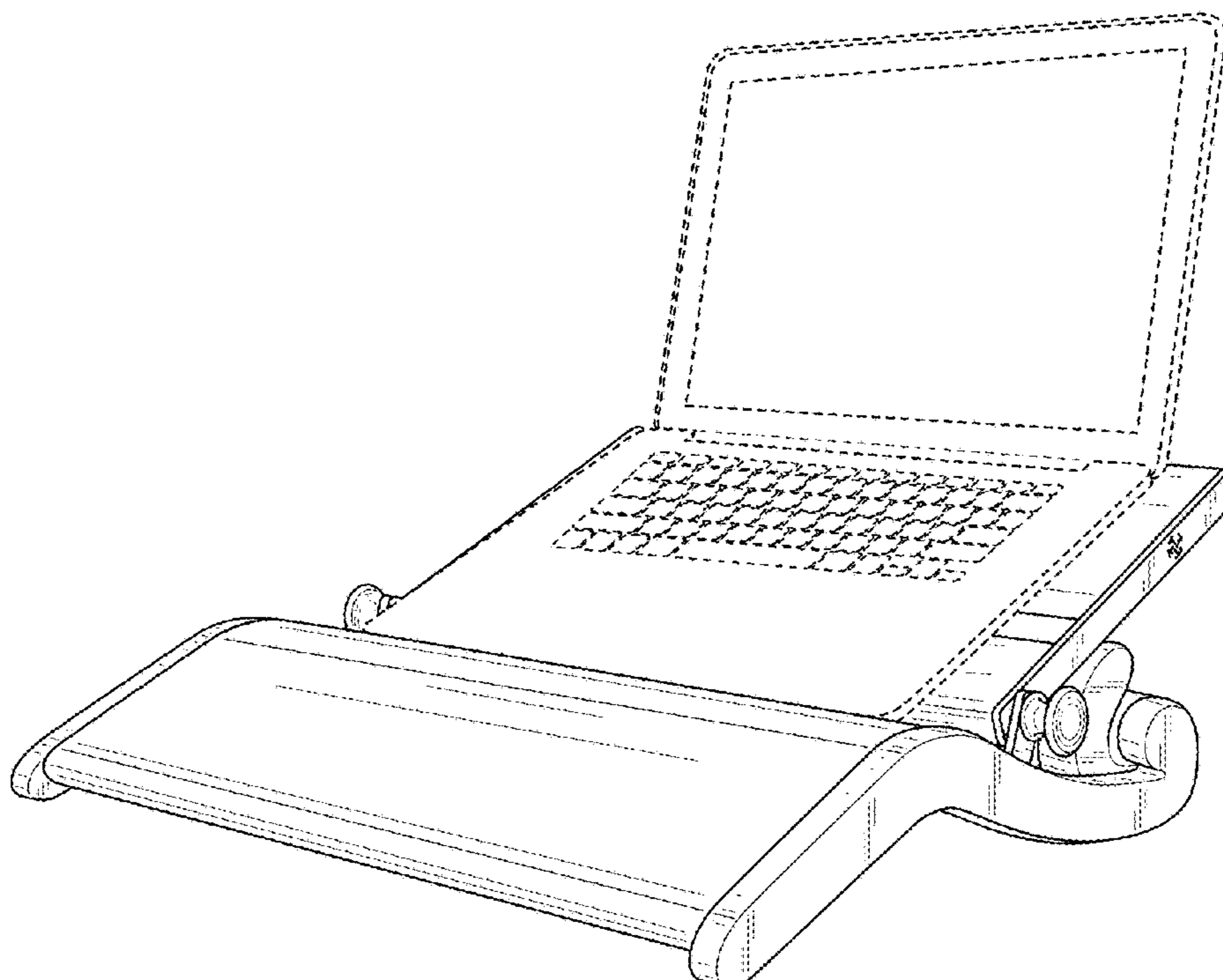
(57) **CLAIM**

The ornamental design for a support device, as shown and described.

**DESCRIPTION**

FIG. 1 is a perspective view of a support device in accordance with the design;  
FIG. 2 is a front view thereof;  
FIG. 3 is a back view thereof;  
FIG. 4 is a left side view thereof;  
FIG. 5 is a right side view thereof;  
FIG. 6 is a top plan view thereof; and,  
FIG. 7 is a bottom plan view thereof.  
The broken lines present in the drawings are for illustrative purposes only and form no part of the claimed design.

**1 Claim, 7 Drawing Sheets**



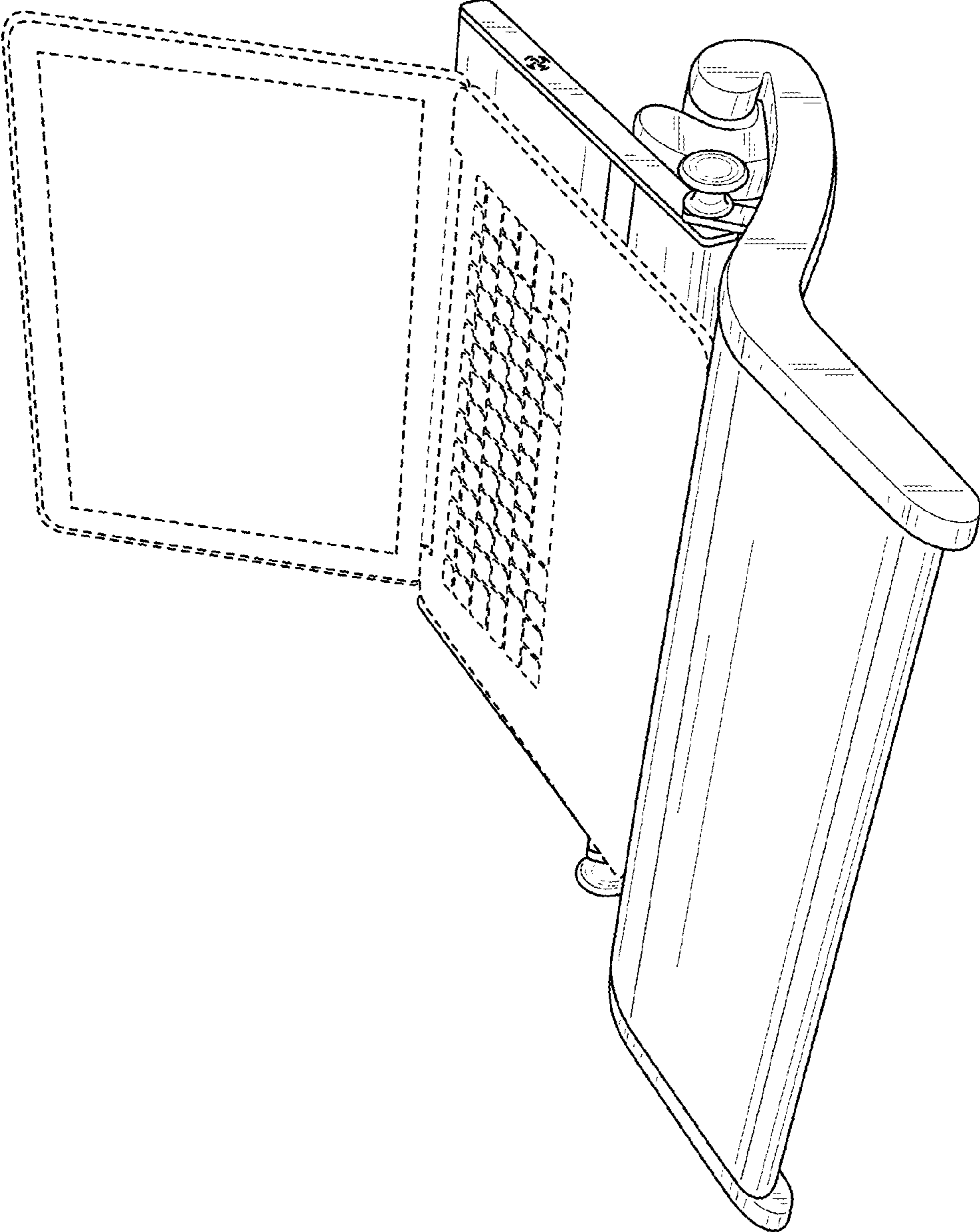


FIG. 1




FIG. 2




FIG. 3

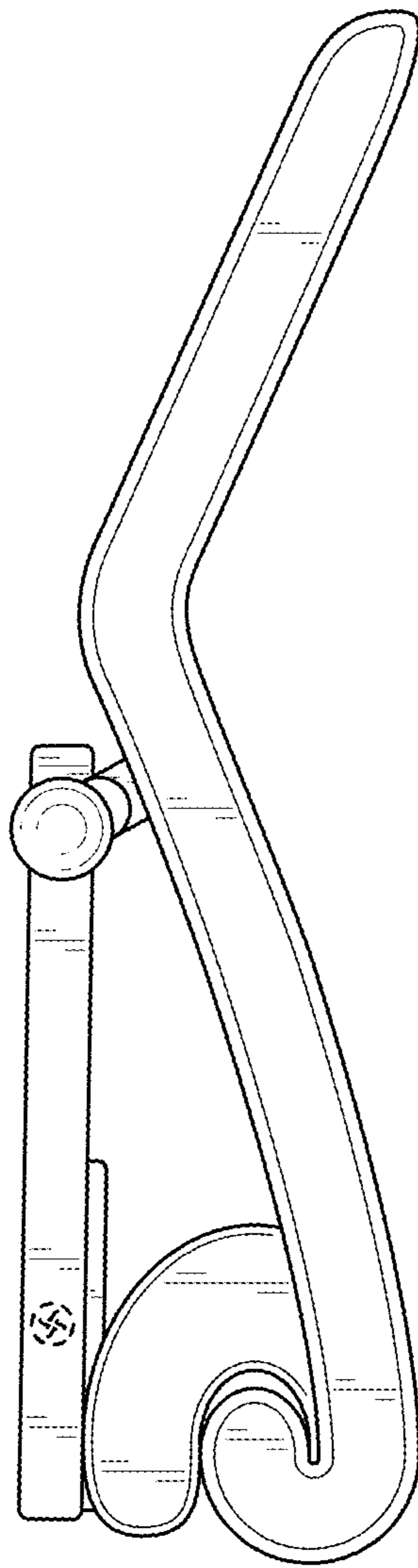


FIG. 4

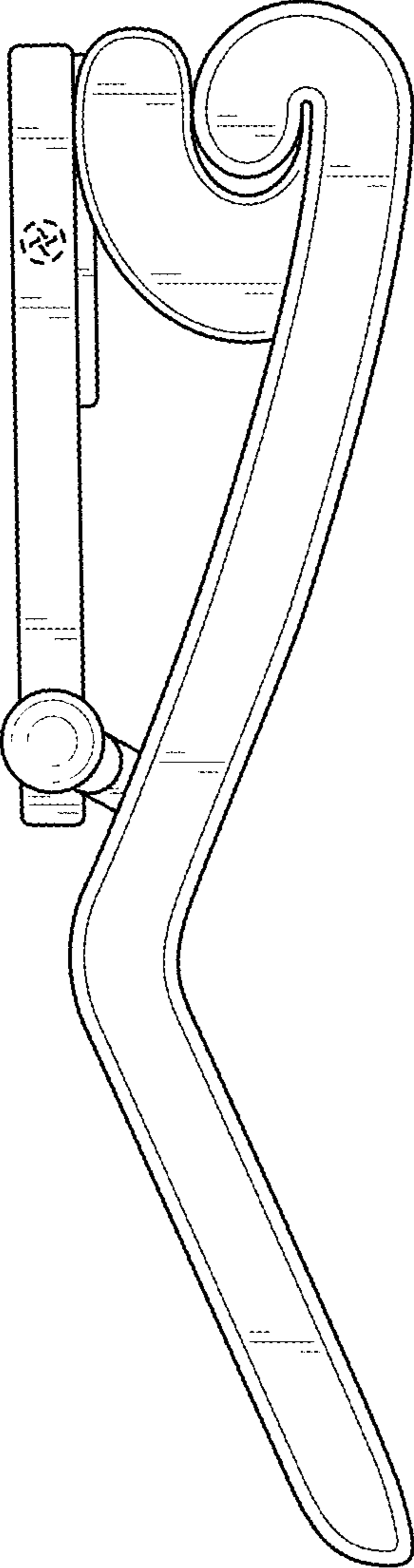


FIG. 5

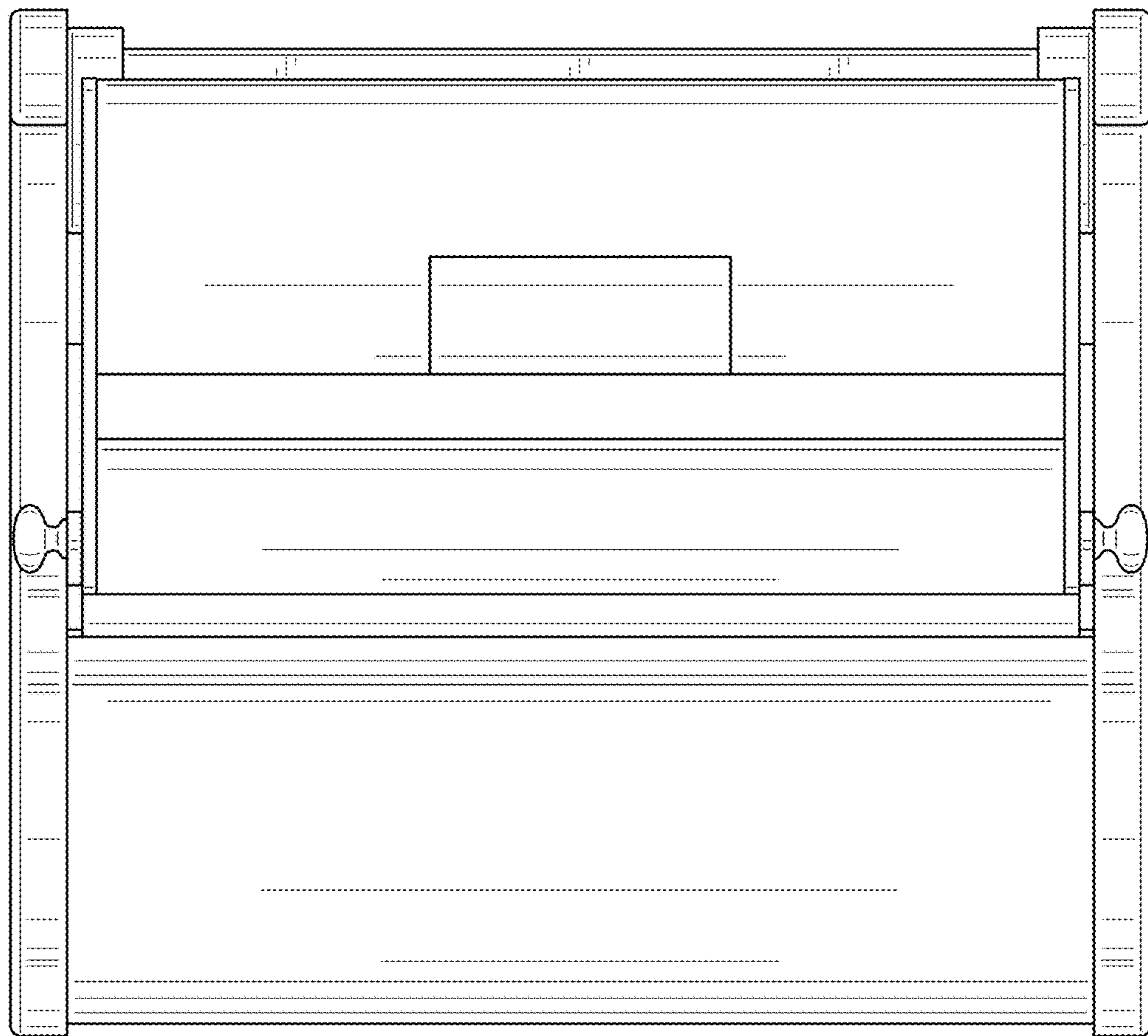


FIG. 6



FIG. 7