



US00D783626S

(12) **United States Design Patent**
Kim

(10) **Patent No.:** **US D783,626 S**

(45) **Date of Patent:** **** Apr. 11, 2017**

(54) **PORTABLE TERMINAL HOLDER**

(71) Applicant: **Jin Eui Kim**, Seoul (KR)

(72) Inventor: **Jin Eui Kim**, Seoul (KR)

(**) Term: **15 Years**

(21) Appl. No.: **29/551,159**

(22) Filed: **Jan. 11, 2016**

(30) **Foreign Application Priority Data**

Jul. 16, 2015 (KR) 30-2015-0035832

(51) **LOC (10) Cl.** **08-07**

(52) **U.S. Cl.**
USPC **D14/447**

(58) **Field of Classification Search**
USPC D14/447, 432, 434, 439, 440, 451, 452,
D14/457, 239; D8/363, 373, 380;
D6/406.3, 406.4, 406.5, 406.6; D12/415
CPC A47B 21/04; A47B 2097/006; A47B
2097/005; A47B 2023/049; A45C
2011/002; A45C 2011/003; F16M
2200/00; F16M 13/00

See application file for complete search history.

(56) **References Cited**

U.S. PATENT DOCUMENTS

D188,132 S * 6/1960 Boldt D14/126
D200,479 S * 3/1965 McLeod et al. D14/126
D205,194 S * 7/1966 Horzick D14/126

D237,739 S * 11/1975 Itoh et al. D14/126
D245,841 S * 9/1977 Boldt D14/126
D268,199 S * 3/1983 Shimasaki D14/126
D650,784 S * 12/2011 Feldstein D14/434
D651,616 S * 1/2012 Kain D14/434
D692,008 S * 10/2013 Feldstein D14/447
D705,234 S * 5/2014 Guran D14/447
D729,813 S * 5/2015 Byrne D14/447
D752,596 S * 3/2016 Choi D14/447

* cited by examiner

Primary Examiner — Angela J Lee

(74) *Attorney, Agent, or Firm* — Dorsey & Whitney LLP

(57) **CLAIM**

I claim the ornamental design for a portable terminal holder, substantially as shown.

DESCRIPTION

FIG. 1 is a front, left isometric view of a portable terminal holder.

FIG. 2 is a front elevation view of the portable terminal holder of FIG. 1.

FIG. 3 is a rear elevation view of the portable terminal holder of FIG. 1.


FIG. 4 is a left side elevation view of the portable terminal holder of FIG. 1.

FIG. 5 is a right side elevation view of the portable terminal holder of FIG. 1.

FIG. 6 is a top plan view of the portable terminal holder of FIG. 1; and,

FIG. 7 is a bottom plan view of the portable terminal holder of FIG. 1.

1 Claim, 6 Drawing Sheets






FIG. 1



FIG. 2




FIG. 3




FIG. 4




FIG. 5




FIG. 6




FIG. 7