



US00D783617S

(12) **United States Design Patent**
Chrenka et al.

(10) **Patent No.:** **US D783,617 S**
(45) **Date of Patent:** **** Apr. 11, 2017**

(54) **OPTICAL DIGITAL PEN**
(71) Applicant: **O.PEN s.r.o.**, Trenčín (SK)
(72) Inventors: **Ferdinand Chrenka**, Pila (SK); **Boris Belan**, Zlaté Moravce (SK); **Milan Novosedliak**, Kláštor pod Znievom (SK)

D641,222 S * 7/2011 Molina D14/411
D686,618 S * 7/2013 Wilson D14/411
D704,188 S * 5/2014 Leung D14/411
D720,348 S * 12/2014 Robinson D14/411
D749,173 S * 2/2016 Walker D19/180
D771,047 S * 11/2016 Martindale D14/411
D771,048 S * 11/2016 Martindale D14/411
D772,875 S * 11/2016 Kim D14/411
2003/0118394 A1 * 6/2003 King B41J 3/36
401/195

(73) Assignee: **O.PEN S.R.O.**, Trenčín (SK)

* cited by examiner

(**) Term: **15 Years**

Primary Examiner — Austin Murphy

(21) Appl. No.: **29/565,358**

(74) *Attorney, Agent, or Firm* — Bryant J. Keller; Kirton McConkie, PC

(22) Filed: **May 19, 2016**

(30) **Foreign Application Priority Data**

Nov. 26, 2015 (EM) 002877795-0001

(51) **LOC (10) Cl.** **07-05**

(52) **U.S. Cl.**
USPC **D14/411**

(58) **Field of Classification Search**
USPC D14/372, 496, 432, 371, 125, 126, 129,
D14/299, 411; D16/300-342; 351/158,
351/153, 144; 345/7-9, 905; 455/344;
348/115, 53, 121, 739
CPC G02B 27/017; G06F 3/016; G06F 3/033;
G06F 3/0317; G06F 3/03545; G06F
3/041; G06K 9/222

See application file for complete search history.

(56) **References Cited**

U.S. PATENT DOCUMENTS

D472,240 S * 3/2003 Seog D14/411
7,671,850 B2 * 3/2010 Fermgard G06F 3/03545
345/179

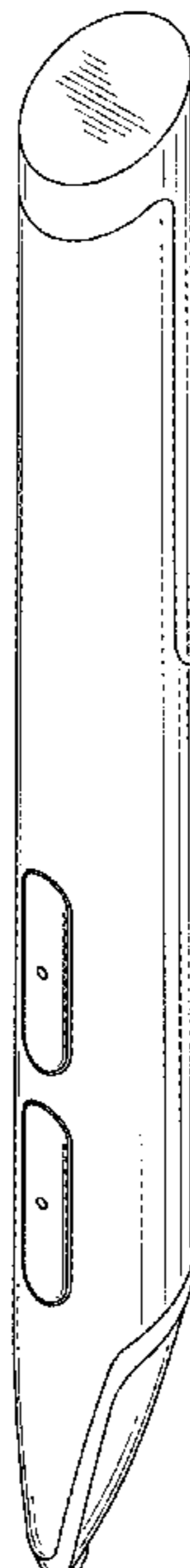
(57) **CLAIM**

The ornamental design for an optical digital pen, as shown and described.

DESCRIPTION

FIG. 1 is a front, left side perspective view showing a representative embodiment of our new design, wherein the front, right side perspective view is a mirror image thereof; FIG. 2 is a front elevation view thereof; FIG. 3 is a back elevation view thereof; FIG. 4 is a right side elevation view thereof; FIG. 5 is a left side elevation view thereof; FIG. 6 is a top plan view thereof; and, FIG. 7 is a bottom plan view thereof.

1 Claim, 3 Drawing Sheets






FIG. 1

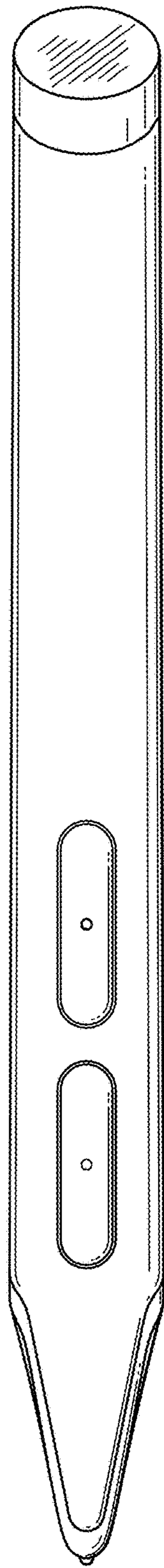


FIG. 2




FIG. 3




FIG. 4

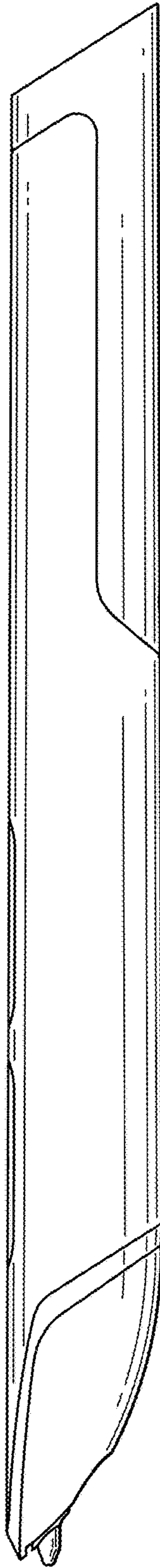


FIG. 5




FIG. 6

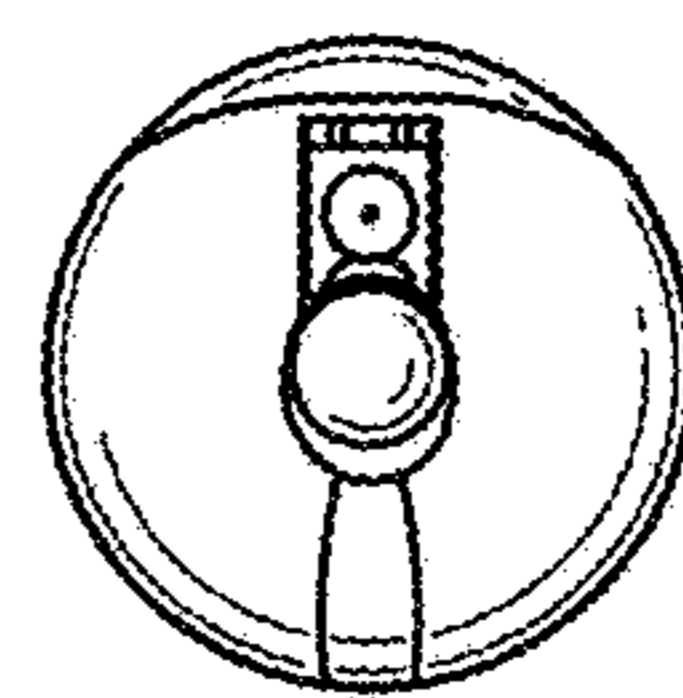


FIG. 7