



US00D783616S

(12) **United States Design Patent** (10) **Patent No.:** **US D783,616 S**
Hong (45) **Date of Patent:** **** Apr. 11, 2017**

(54) **INTERACTIVE DEVICE**
(71) Applicant: **IPEVO CORP.**, Taipei (TW)
(72) Inventor: **Royce Yu-Chun Hong**, Taipei (TW)
(73) Assignee: **Ipevo Corp.**, Taipei (TW)
(**) Term: **15 Years**
(21) Appl. No.: **29/557,425**
(22) Filed: **Mar. 9, 2016**
(51) **LOC (10) Cl.** **14-02**
(52) **U.S. Cl.**
USPC **D14/411**
(58) **Field of Classification Search**
USPC D14/372, 496, 432, 371, 125, 126, 129,
D14/299, 411; D16/300-342; 351/158,
351/153, 144; 345/7-9, 905; 455/344;
348/115, 53, 121, 739
CPC G02B 27/017; G06F 3/016; G06F 3/033;
G06F 3/0317; G06F 3/03545; G06F
3/041; G06K 9/222
See application file for complete search history.

(56) **References Cited**
U.S. PATENT DOCUMENTS
D615,589 S * 5/2010 Hillemann D19/185
D688,666 S * 8/2013 Kowari D14/411
D708,598 S * 7/2014 Robinson D14/218
D709,887 S * 7/2014 Yagi D14/411

D715,298 S * 10/2014 Hong D14/411
D719,163 S * 12/2014 Dowd D14/411
D720,348 S * 12/2014 Robinson D14/411
D723,557 S * 3/2015 Dowd D14/411
D737,275 S * 8/2015 Dowd D14/411
D758,988 S * 6/2016 An D14/138 R
D770,453 S * 11/2016 Sumsion D14/411
D771,047 S * 11/2016 Martindale D14/411
2004/0229645 A1 * 11/2004 Montgomery H04M 1/0202
455/556.1

* cited by examiner

Primary Examiner — Austin Murphy
(74) *Attorney, Agent, or Firm* — Alan D. Kamrath;
Kamrath IP Lawfirm, P.A.

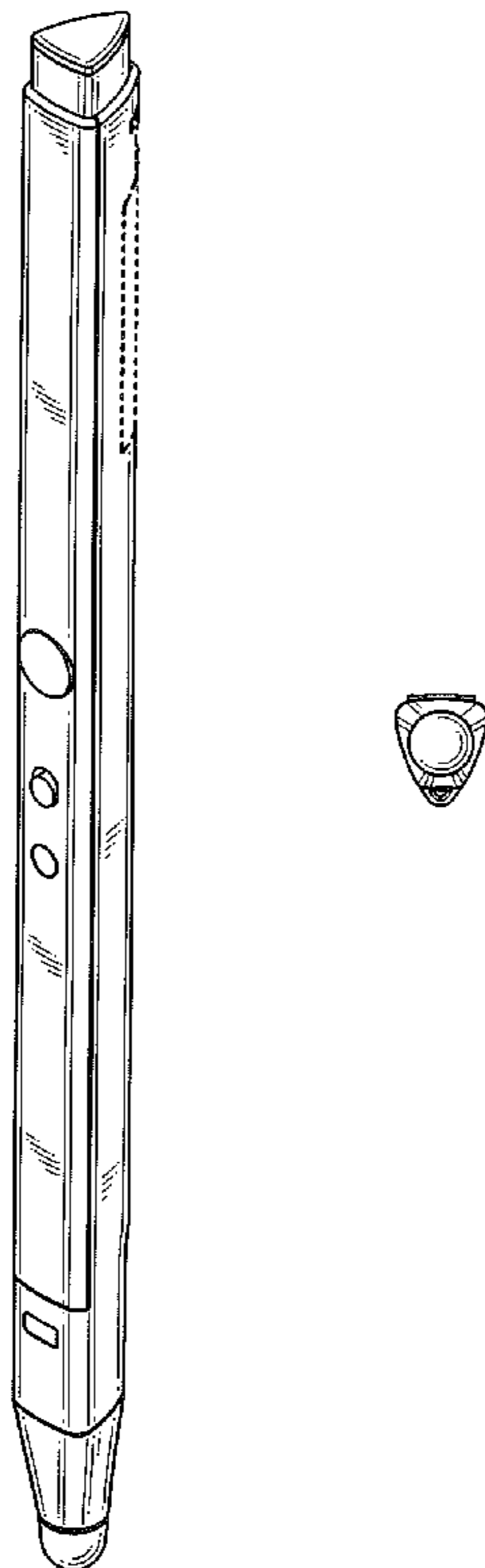
(57) **CLAIM**

The ornamental design for an interactive device, as shown and described.

DESCRIPTION

FIG. 1 is a perspective view of an interactive device in accordance with the design;
FIG. 2 is a front view thereof;
FIG. 3 is a rear view thereof;
FIG. 4 is a left view thereof;
FIG. 5 is a right view thereof;
FIG. 6 is a top view thereof; and,
FIG. 7 is a bottom view thereof.
The broken line is for illustrative purposes only and forms no part of the claimed design.

1 Claim, 4 Drawing Sheets



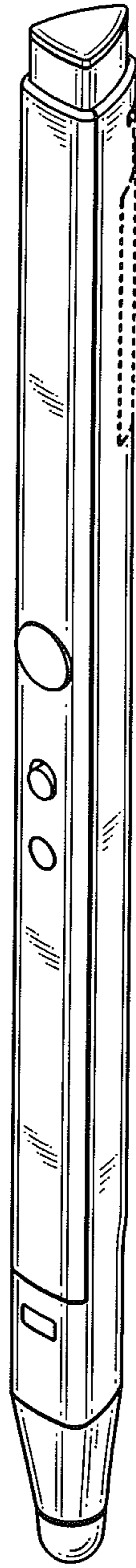


FIG. 1

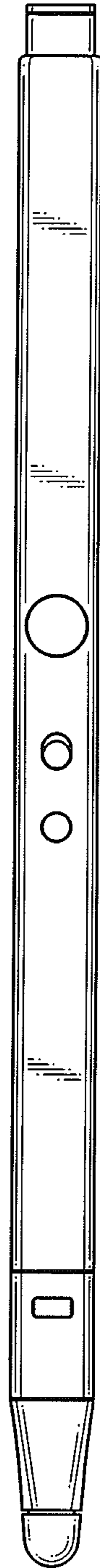


FIG. 2



FIG. 3




FIG. 4

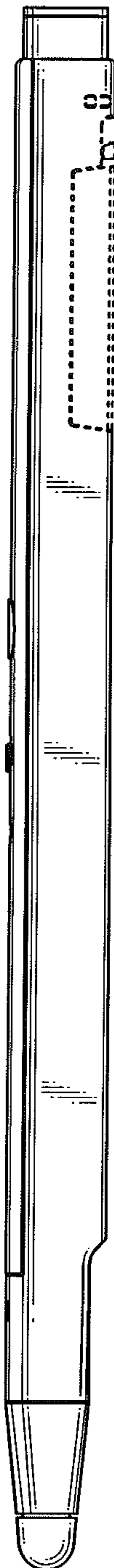


FIG. 5



FIG. 6

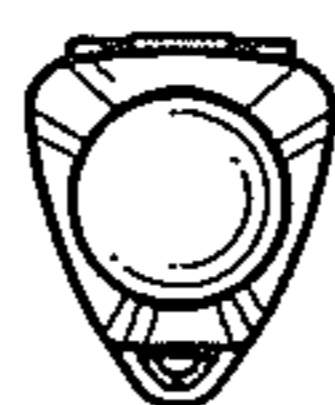


FIG. 7