



US00D783607S

(12) **United States Design Patent**
Lee et al.

(10) **Patent No.:** **US D783,607 S**
(45) **Date of Patent:** **** Apr. 11, 2017**

- (54) **WEARABLE ELECTRONIC DEVICE**
- (71) Applicant: **Samsung Electronics Co., Ltd.**,
Suwon-si (KR)
- (72) Inventors: **Yongyeon Lee**, Suwon-si (KR); **Yerin Park**, Seoul (KR); **Jinah Kong**, Daegu (KR); **Jiyeon Kwak**, Seoul (KR)
- (73) Assignee: **SAMSUNG ELECTRONICS CO., LTD.**, Suwon-si (KR)
- (**) Term: **15 Years**
- (21) Appl. No.: **29/555,710**
- (22) Filed: **Feb. 24, 2016**
- (51) **LOC (10) Cl.** **14-02**
- (52) **U.S. Cl.**
USPC **D14/344**; D14/138 R
- (58) **Field of Classification Search**
USPC D2/623, 626, 639, 878; D8/88, 356;
D10/30-39, 70, 98; D11/3, 87, 93-94,
D11/200, 201, 210, 216, 218, 221,
D11/230-231; D14/344, 138 R, 144,
D14/358; D24/167, 169, 186-187
CPC G06F 1/163; G06F 1/1628; G06F 1/1626;
G06F 1/1635; G06F 1/08; G06F 1/10;
G06F 1/04; G06F 1/14; G06F 1/3203;
A41D 1/002; H04M 1/02; H04M 1/03;
H04M 1/04; H04M 1/05; H04M 1/667;
H04M 1/6058; Y02B 60/1217; H04B
1/385; H04B 1/3888; H04B 1/3833;
A44C 5/00
See application file for complete search history.

- (56) **References Cited**
U.S. PATENT DOCUMENTS
3,726,279 A * 4/1973 Barefoot A61B 17/11
606/151
D317,274 S * 6/1991 Redina D11/4

- 5,418,760 A * 5/1995 Kawashima G02F 1/13306
341/23
- D495,611 S * 9/2004 Jørgensen D10/32
- D503,895 S * 4/2005 Black D10/32
- D576,501 S * 9/2008 Tang D10/31
- 7,460,085 B2 * 12/2008 Ishii G06F 3/1423
345/1.1
- D626,435 S * 11/2010 Tanaka D10/31
(Continued)

OTHER PUBLICATIONS

Real vs. Steal—CC Skye Roma Cuff, posted Feb. 18, 2014, [retrieved Nov. 8, 2016]. Retrieved from Internet, <URL: <http://intheircloset.com/category/designer/cc-skye> >.*
(Continued)

Primary Examiner — Barbara Fox
Assistant Examiner — Kristin E Reed
(74) *Attorney, Agent, or Firm* — McAndrews Held & Malloy, Ltd.

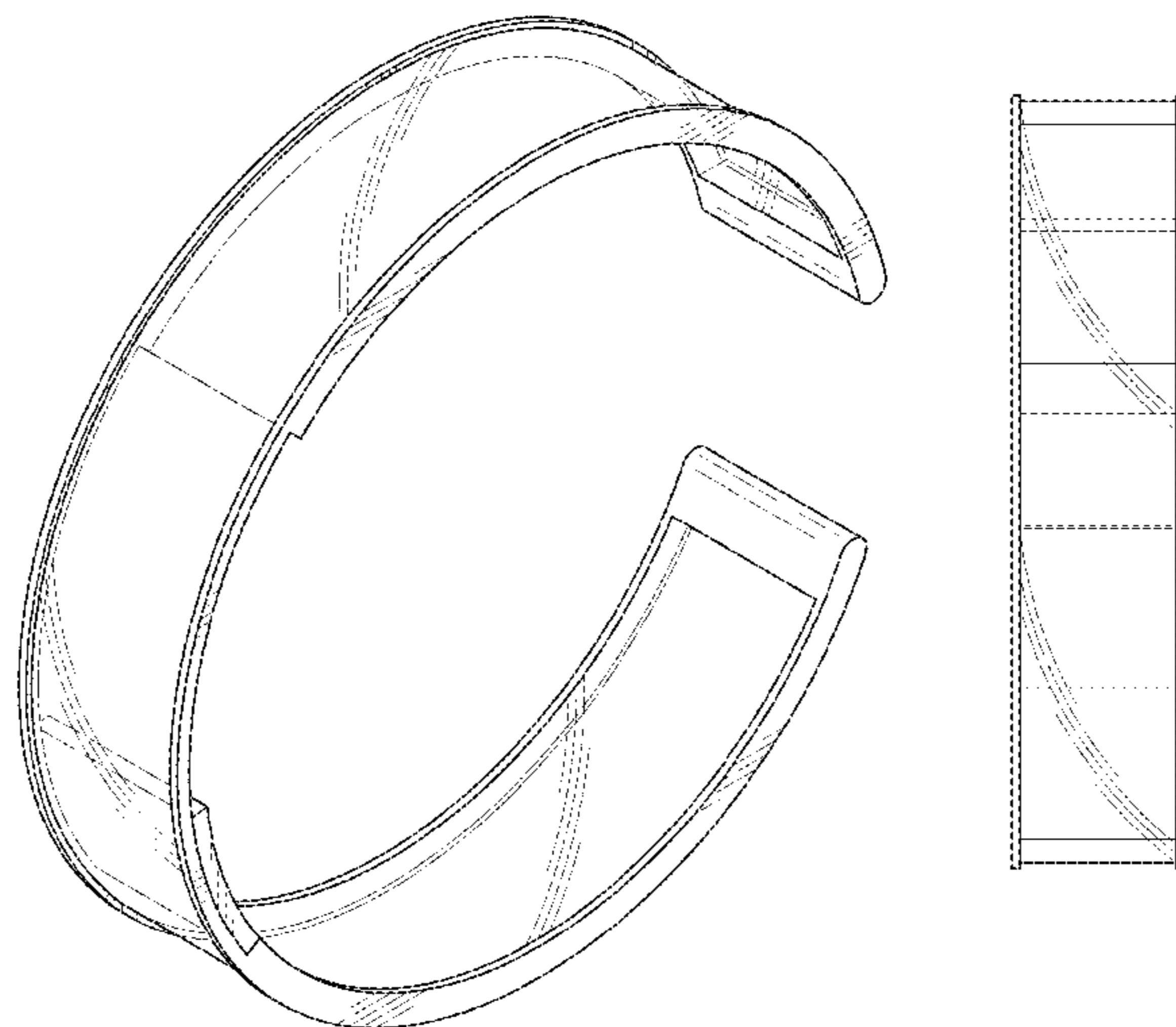
(57) **CLAIM**

The ornamental design for a wearable electronic device, as shown and described.

DESCRIPTION

FIG. 1 is a front perspective view of a wearable electronic device showing our new design;
FIG. 2 is a front elevation view thereof;
FIG. 3 is a rear elevation view thereof;
FIG. 4 is a left side elevation view thereof;
FIG. 5 is a right side elevation view thereof;
FIG. 6 is a top plan view thereof;
FIG. 7 is a bottom plan view thereof;
FIG. 8 is a rear perspective view thereof; and,
FIG. 9 is a reference left side elevation view thereof, showing the wearable electronic device in an alternative position.

1 Claim, 6 Drawing Sheets



(56)

References Cited

U.S. PATENT DOCUMENTS

D633,399 S * 3/2011 Zinder D10/31
D661,275 S * 6/2012 Roka D10/31
D680,020 S * 4/2013 Cobbett D11/3
D718,169 S * 11/2014 Birnbaum D11/3
D732,404 S * 6/2015 Bond-Awls D10/32
D738,771 S * 9/2015 Devries D11/3
D759,010 S * 6/2016 Fujita D10/38
2005/0034481 A1* 2/2005 Saltz A44C 5/0023
63/3
2006/0202618 A1* 9/2006 Ishii G04B 37/12
313/513
2015/0022957 A1* 1/2015 Hiroki G04G 17/04
361/679.01
2016/0073519 A1* 3/2016 Hiroki G06F 1/163
361/749

OTHER PUBLICATIONS

Mod Silver Rhinestone Cuff Bracelet, posted unknown, [retrieved Nov. 8, 2016]. Retrieved from Internet, <URL: <http://www.primojewels.com/bracelets/mod-silver-rhinestone-cuff-bracelet> >.*

* cited by examiner

FIG.1

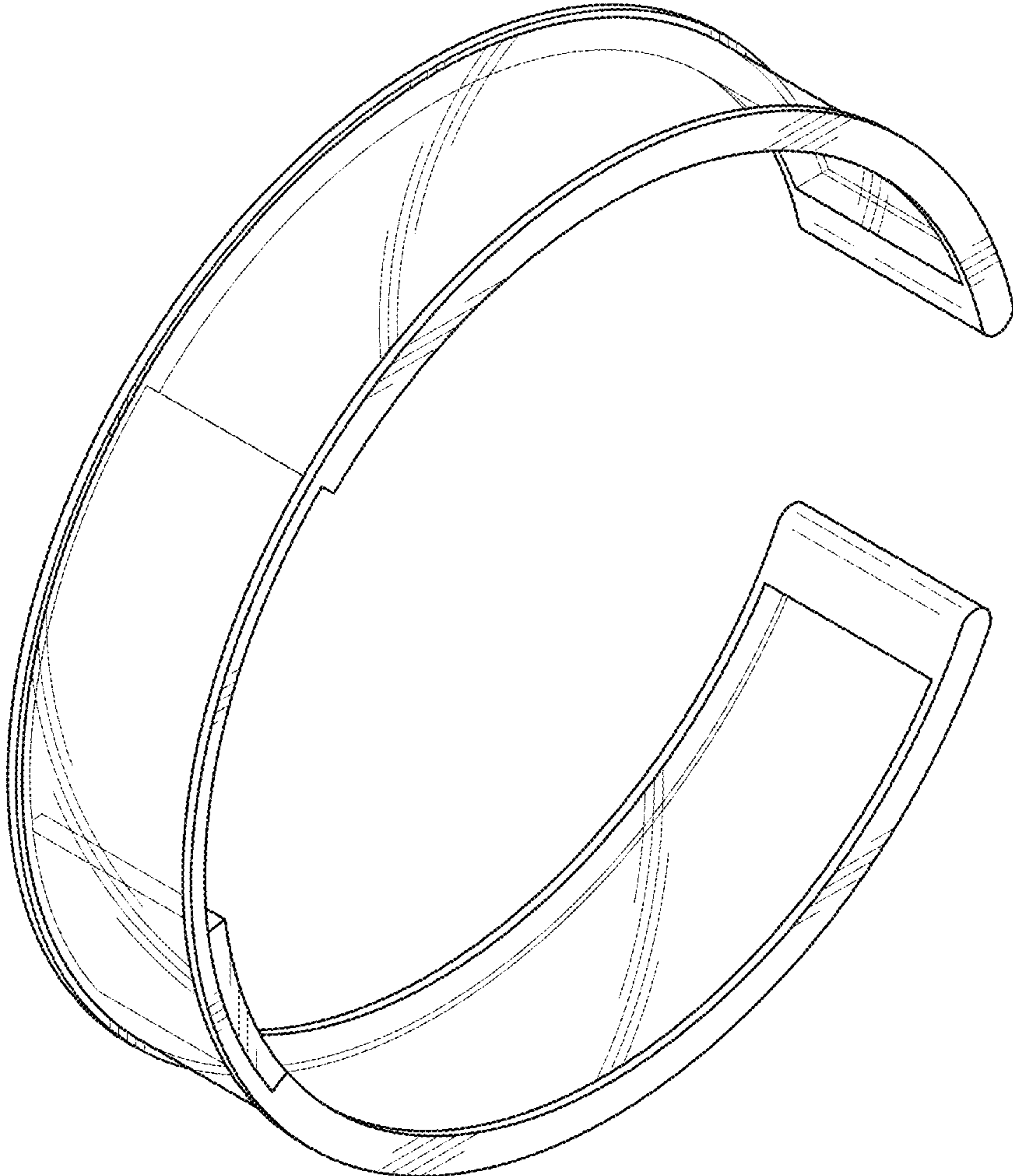


FIG.2

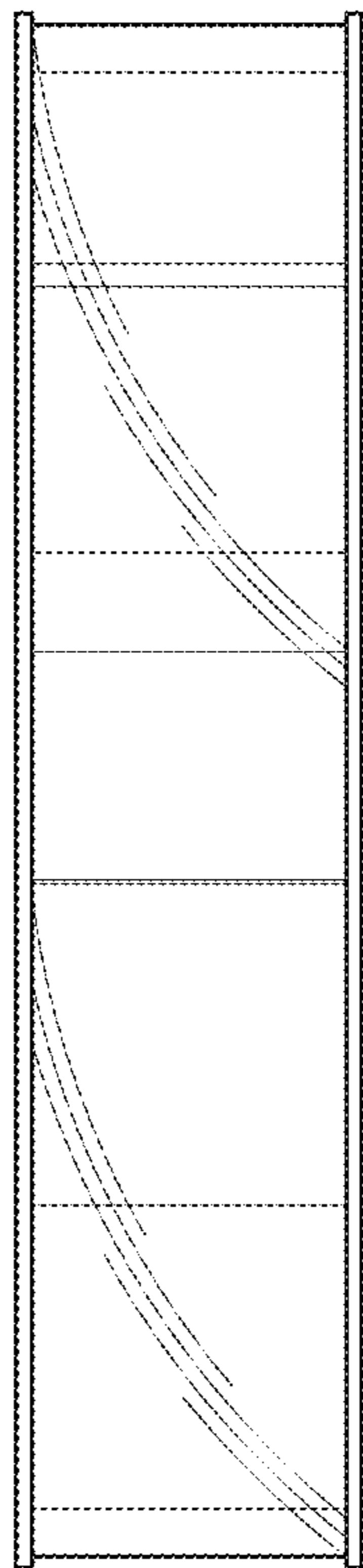


FIG.3

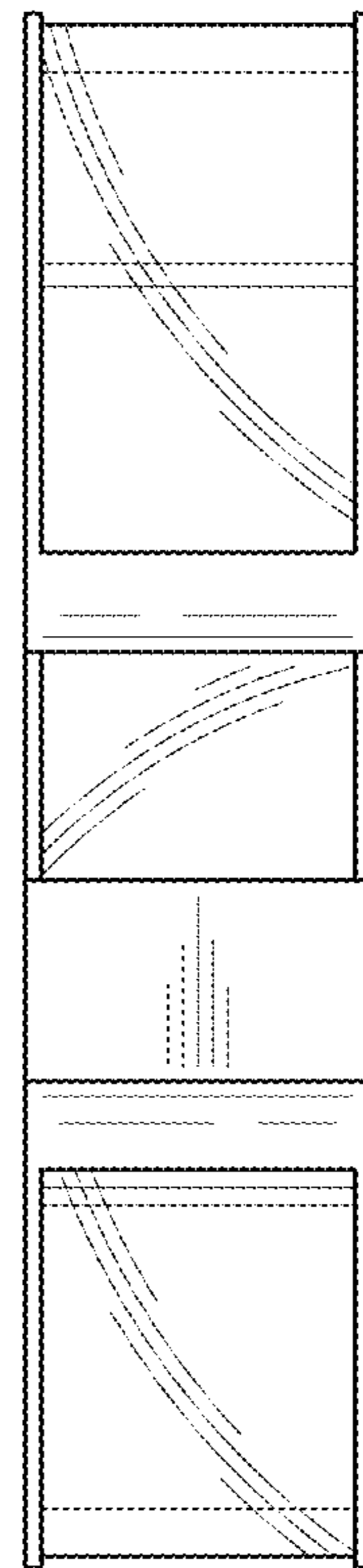


FIG.4

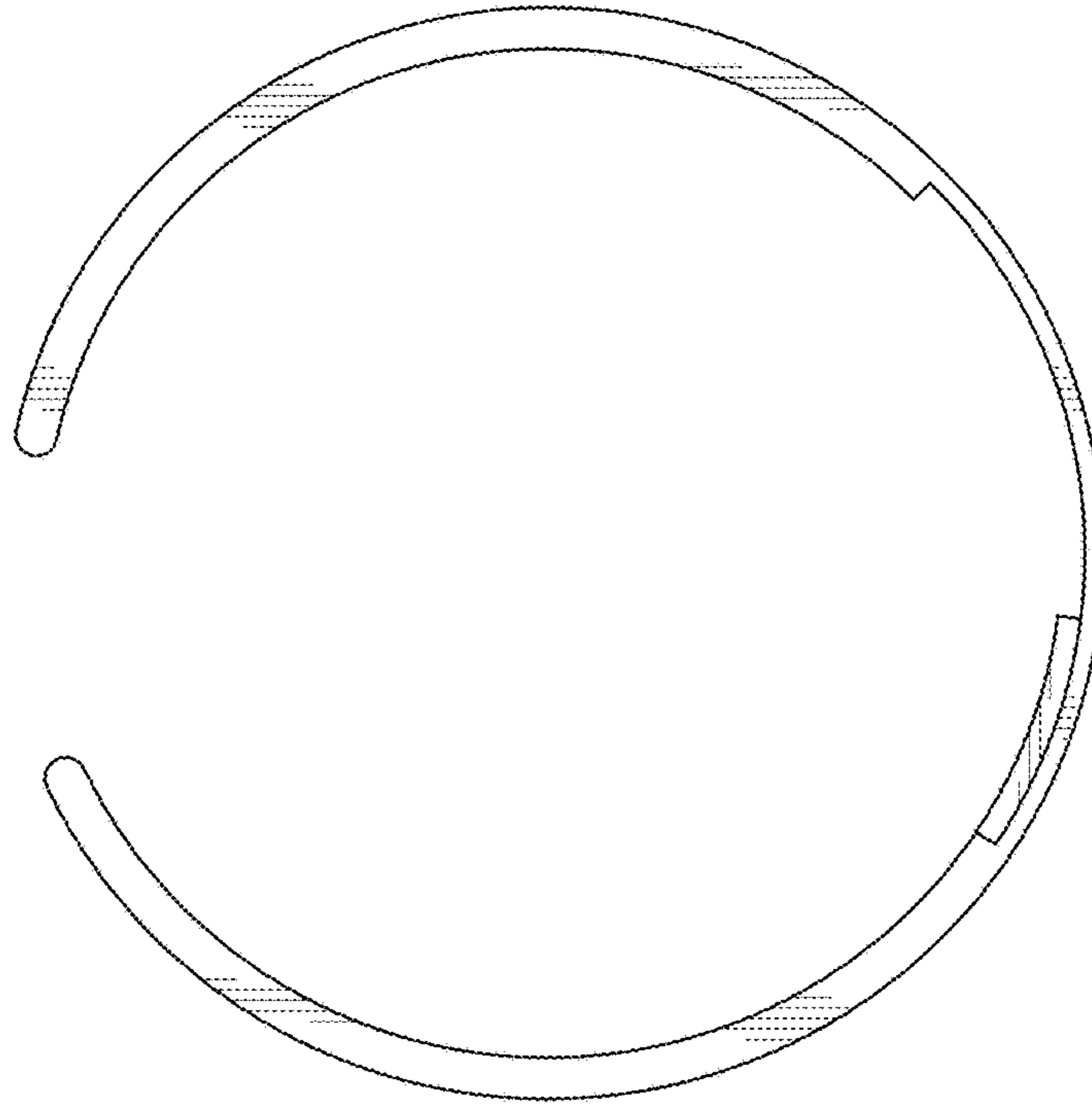


FIG.5

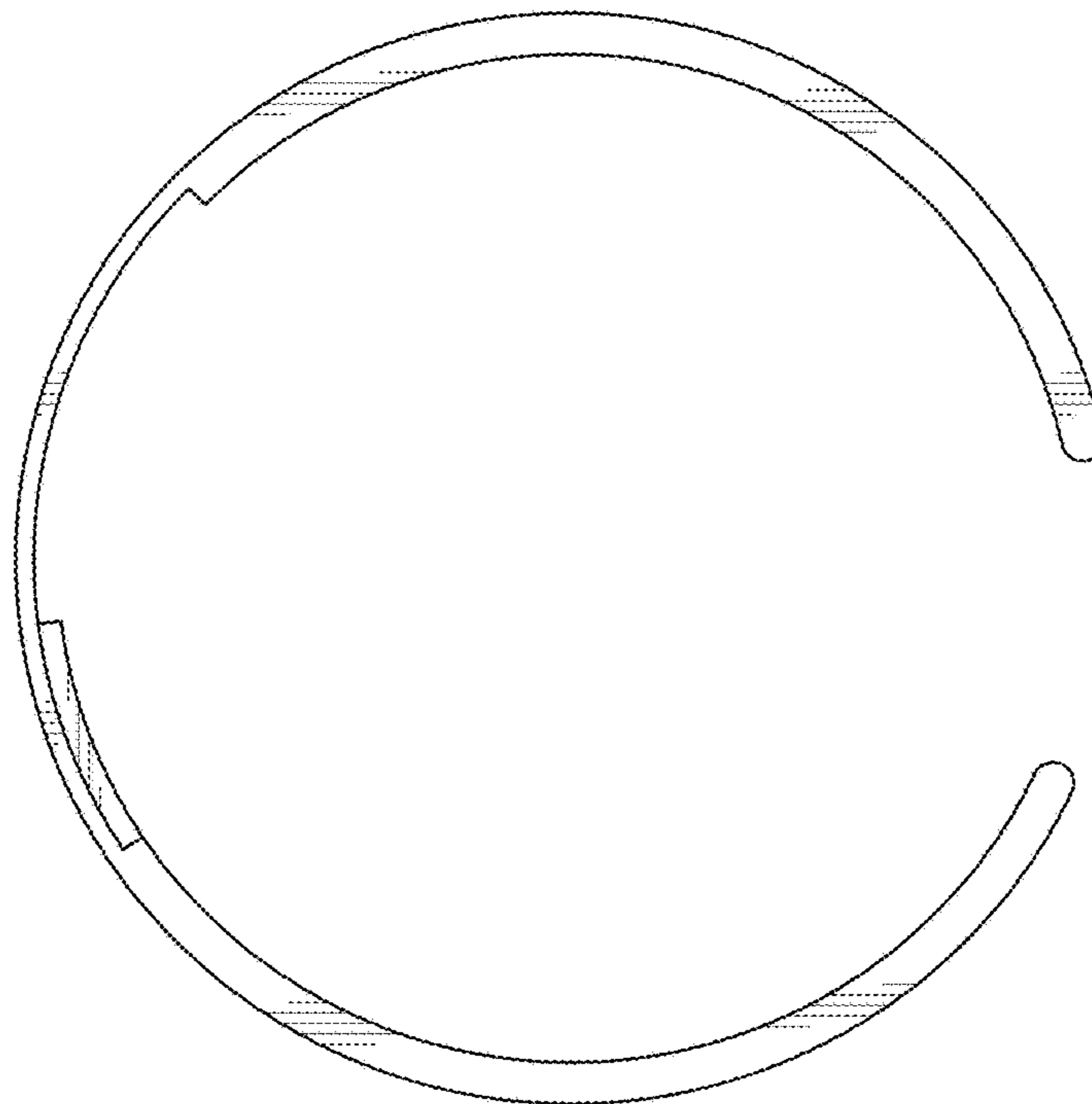


FIG.6

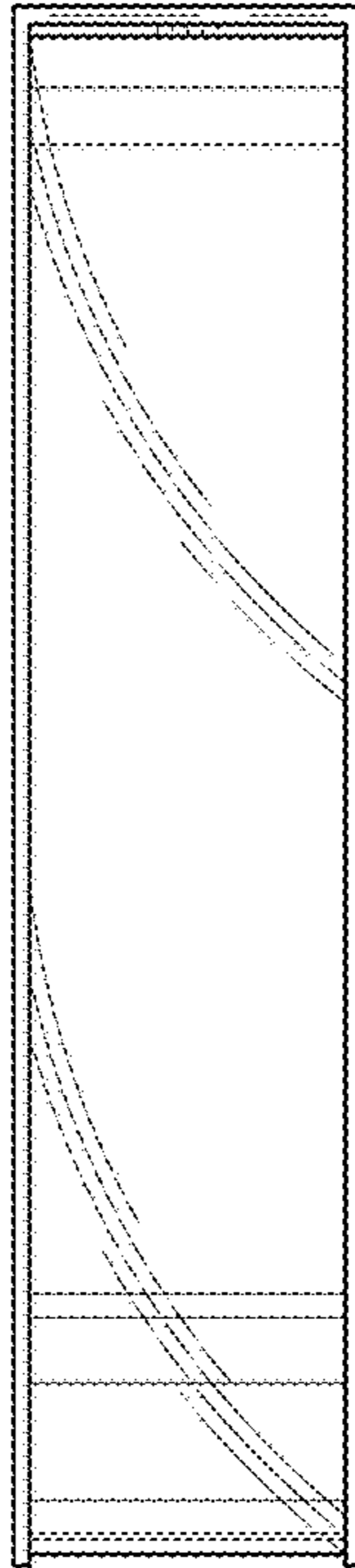


FIG.7

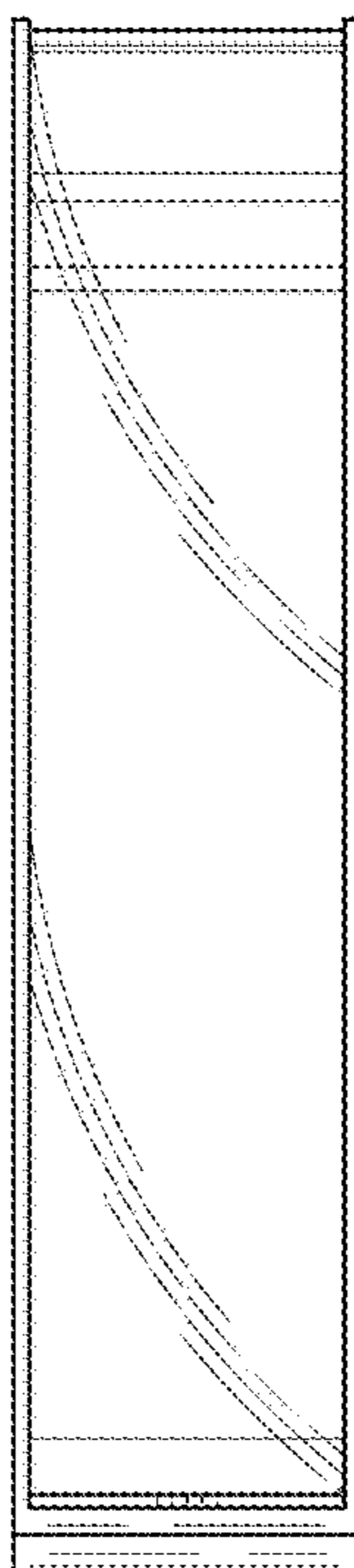


FIG.8

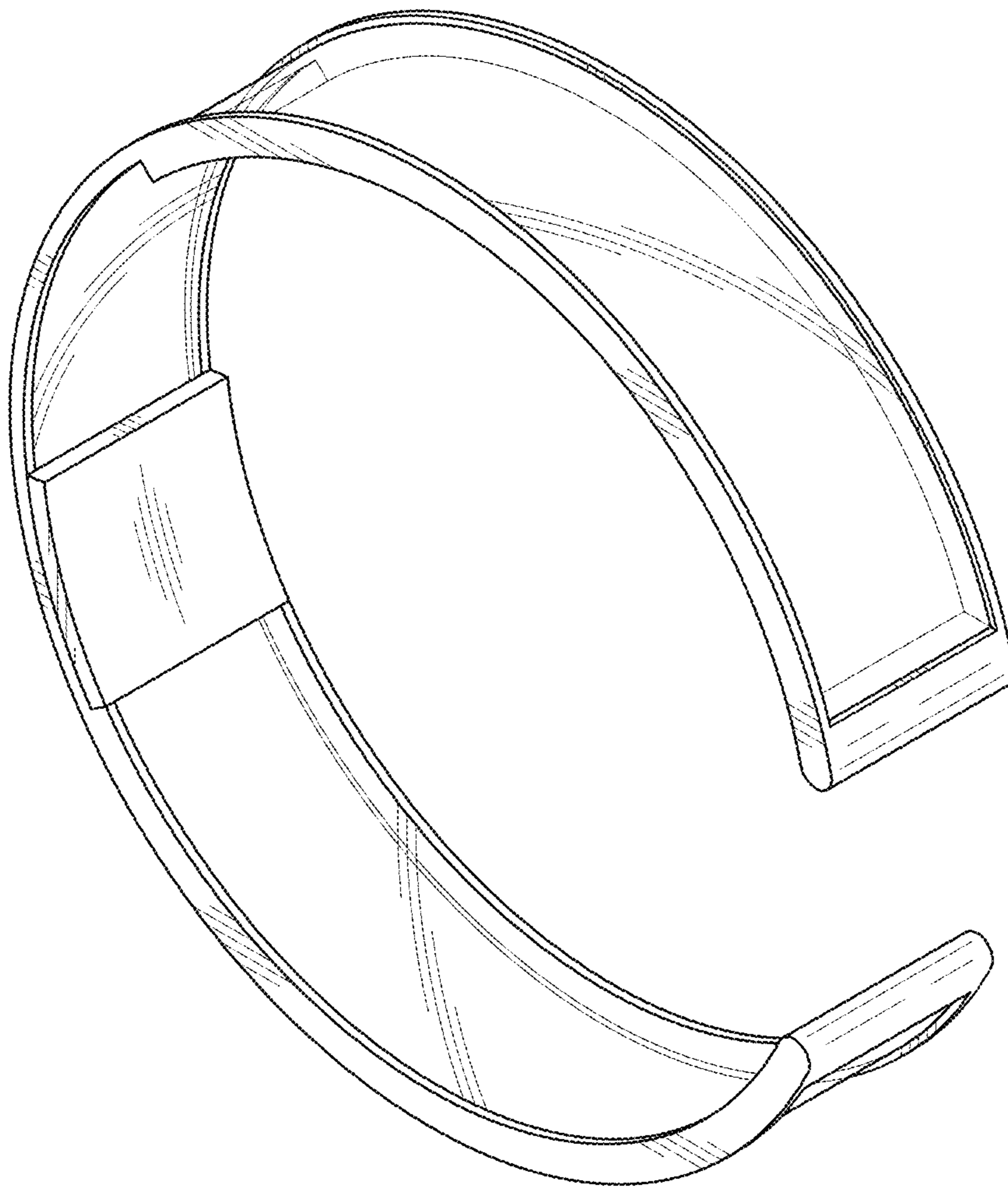


FIG.9

