



US00D783601S

(12) **United States Design Patent** (10) **Patent No.:** **US D783,601 S**  
**Schulte et al.** (45) **Date of Patent:** **\*\* Apr. 11, 2017**

(54) **TABLET COMPUTER WITH REMOVABLE SCANNING DEVICE**

(71) Applicant: **Hand Held Products, Inc.**, Fort Mill, SC (US)

(72) Inventors: **Brian Schulte**, Cedar Rapids, IA (US);  
**Craig M. Miller**, Marion, IA (US);  
**Matthew Wolski**, Charlotte, NC (US)

(73) Assignee: **Hand Held Products, Inc.**, Fort Mill, SC (US)

(\*\*) Term: **14 Years**

(21) Appl. No.: **29/525,068**

(22) Filed: **Apr. 27, 2015**

(51) **LOC (10) Cl.** ..... **14-02**

(52) **U.S. Cl.**  
USPC ..... **D14/341**

(58) **Field of Classification Search**  
USPC ..... D14/341-347, 137, 138 R, 138 AA,  
D14/138 AB, 138 C, 138 G, 203.1, 203.3,  
D14/203.4, 203.7, 129, 130, 147, 218,  
D14/247, 248, 332, 388, 389, 315-318,  
D14/420, 426, 429, 489, 492, 496;  
D10/50, 65, 104.1; D21/324, 329, 330,  
D21/332; D18/6, 7  
CPC .... G06F 1/1613; G06F 1/1647; G06F 1/1641;  
G06F 3/04883; G06F 3/0486; G06F  
3/04847; G06F 3/04845; G06F 3/04817;  
G06F 3/0484; H04M 1/0279; H04M  
1/0281; H04M 1/0283; A63H 33/3016  
See application file for complete search history.

(56) **References Cited**

U.S. PATENT DOCUMENTS

D321,174 S \* 10/1991 Tsuchiya ..... D14/368  
D333,125 S \* 2/1993 Komada ..... D14/390

5,189,291 A 2/1993 Siemiatkowski  
D410,440 S \* 6/1999 Carnell ..... D12/192  
D422,575 S \* 4/2000 Tikhonski ..... D14/126  
D524,308 S \* 7/2006 Lai ..... D14/341  
D532,440 S \* 11/2006 Oas ..... D18/7  
D566,589 S \* 4/2008 Gonzalez ..... D10/65  
D583,855 S \* 12/2008 Oas ..... D18/7  
D595,291 S \* 6/2009 Takemasa ..... D14/346  
D616,408 S \* 5/2010 Wang ..... D14/138 R  
D625,727 S \* 10/2010 Crisp ..... D14/390  
D646,679 S \* 10/2011 Dan ..... D14/341  
D655,290 S \* 3/2012 Tompkin ..... D14/346  
D673,554 S \* 1/2013 Simmer ..... D14/250

(Continued)

*Primary Examiner* — Barbara Fox

*Assistant Examiner* — Dana K Weiland

(74) *Attorney, Agent, or Firm* — Additon, Higgins & Pendleton, P.A.

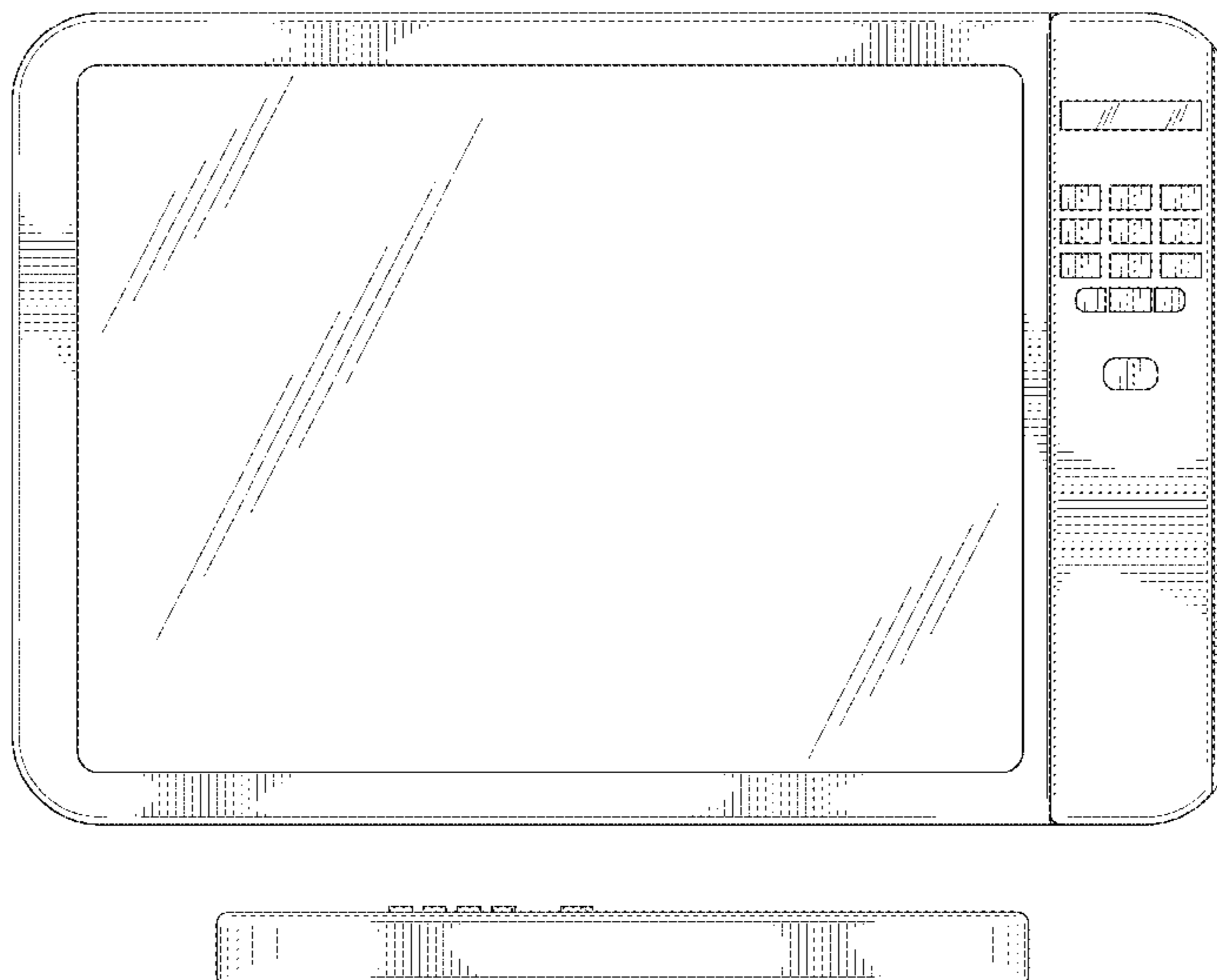
(57) **CLAIM**

The ornamental design for a tablet computer with removable scanning device, as shown and described.

**DESCRIPTION**

FIG. 1 is a front perspective view of a tablet computer with removable scanning device showing our new design. FIG. 2 is a front elevation view thereof. FIG. 3 is a back elevation view thereof. FIG. 4 is a top plan view thereof. FIG. 5 is a bottom plan view thereof. FIG. 6 is a right elevation view thereof. FIG. 7 is a left elevation view thereof; and, FIG. 8 is another front perspective view thereof with the scanning device removed from the tablet computer. The broken line barcode illustrates environment and forms no part of the claimed design.

**1 Claim, 6 Drawing Sheets**



(56)

**References Cited**

U.S. PATENT DOCUMENTS

D673,562 S *	1/2013	Johnson .....	D14/346
D676,442 S *	2/2013	Krishnan .....	D14/341
D679,205 S *	4/2013	Eyring .....	D10/50
D736,766 S *	8/2015	Paschke .....	D14/138 AA
D759,014 S *	6/2016	Chang .....	D14/371
2006/0066587 A1 *	3/2006	Morohoshi .....	G06F 1/1626 345/173
2011/0042463 A1	2/2011	Chen	
2013/0341405 A1	12/2013	Henry et al.	
2014/0328084 A1 *	11/2014	Chuang .....	H05K 5/0017 362/623

\* cited by examiner

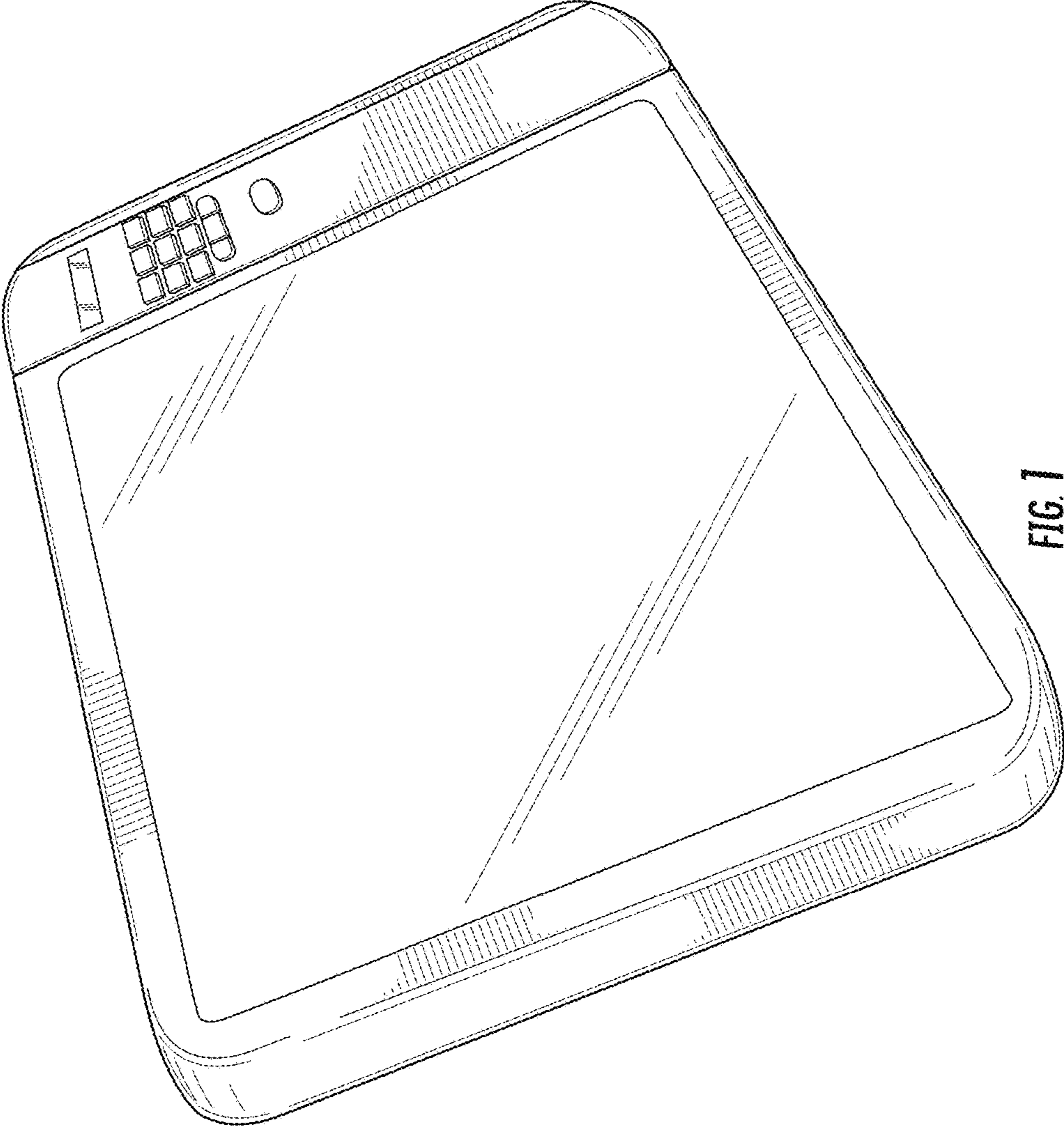


FIG. 1

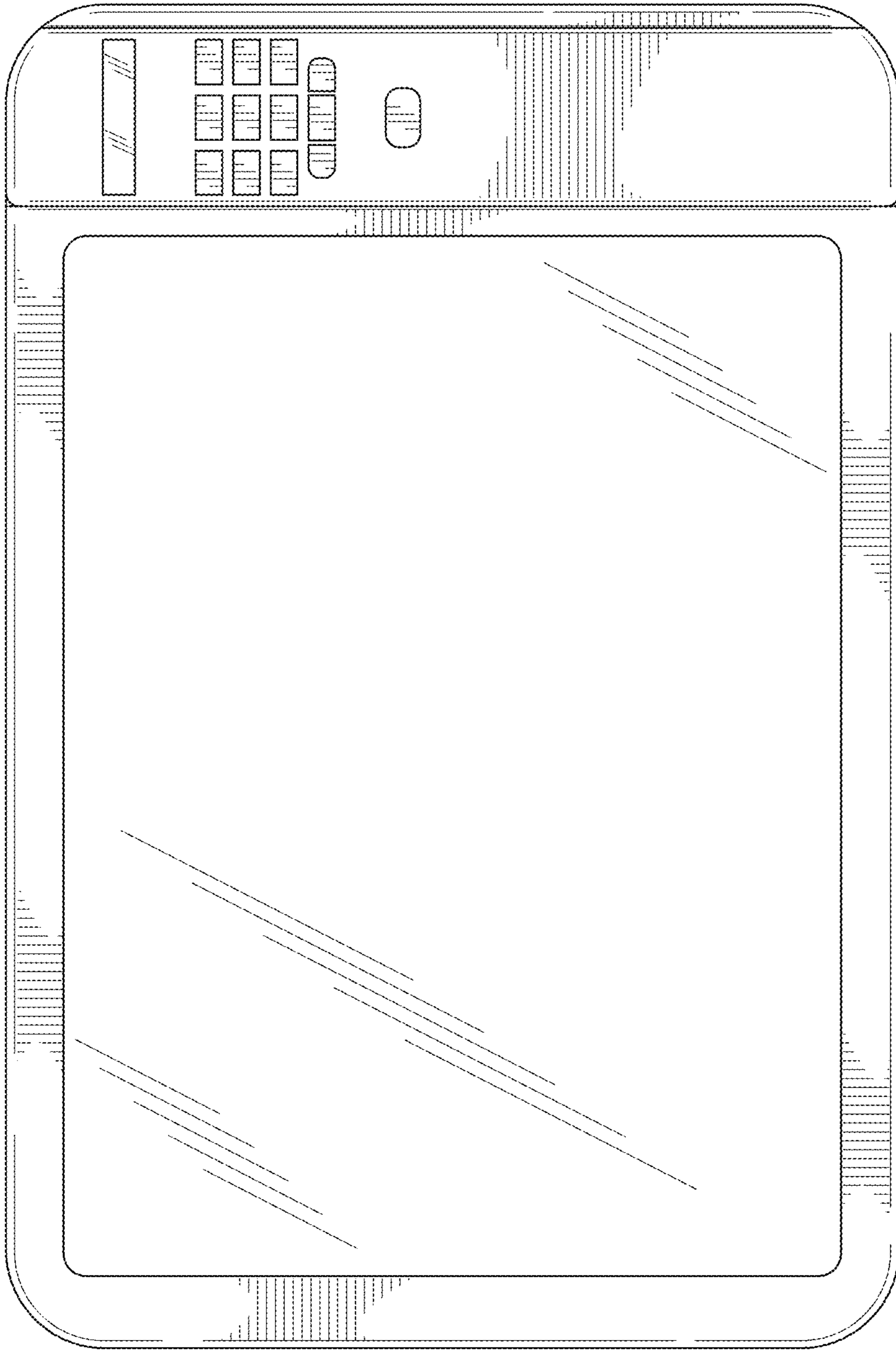


FIG. 2




FIG. 3




FIG. 4




FIG. 5

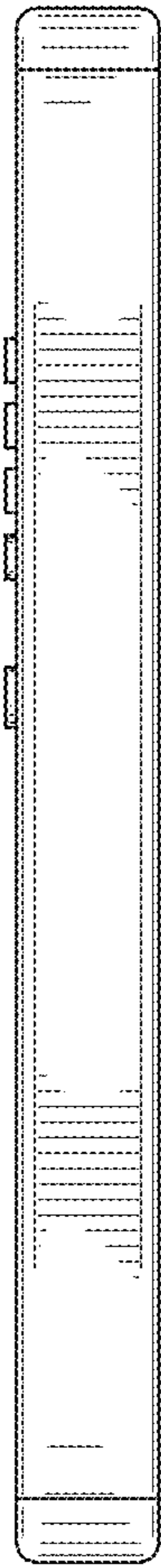


FIG. 6




FIG. 7

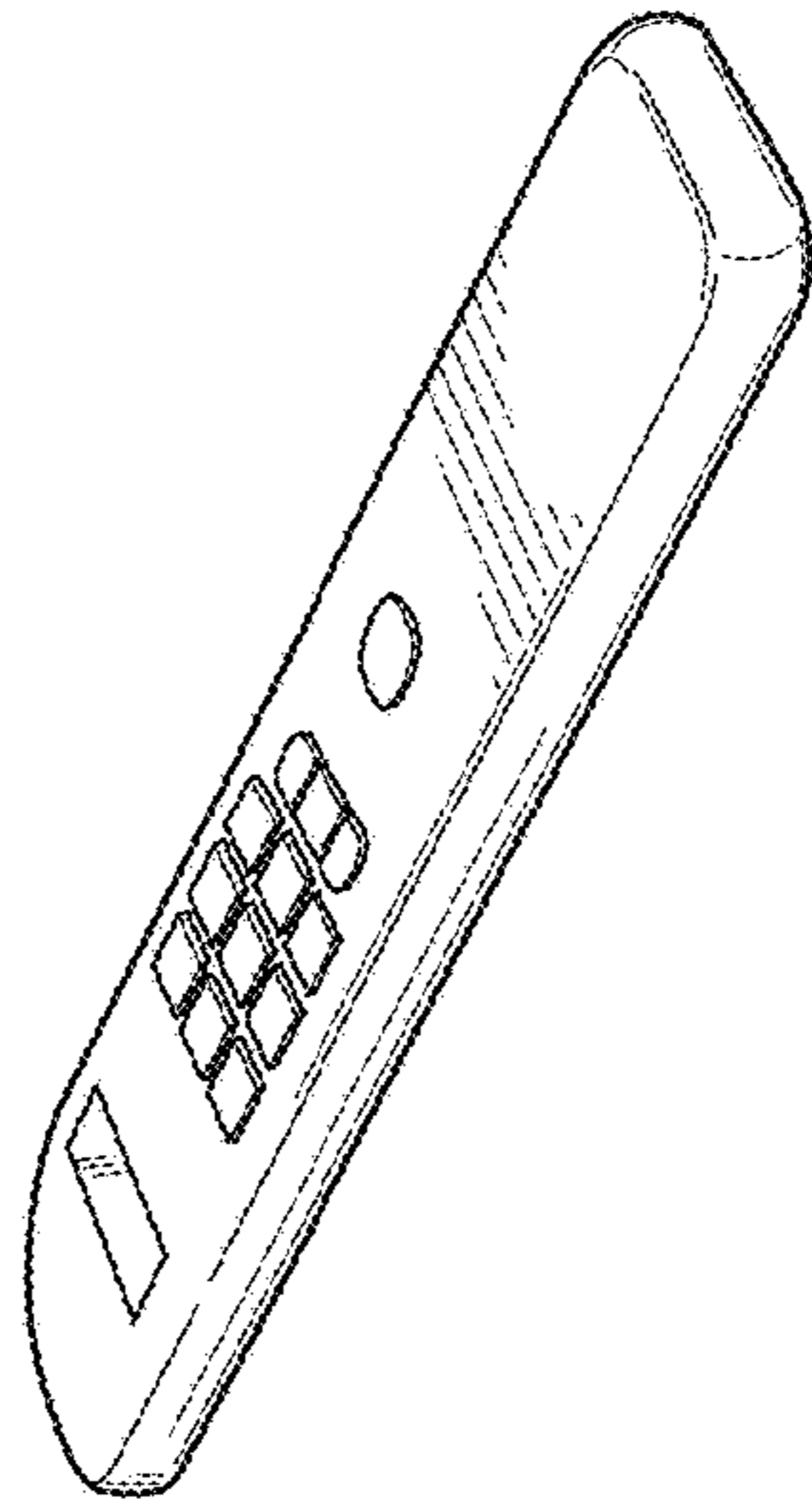


FIG. 8

