



US00D783598S

(12) **United States Design Patent**  
**Bai et al.**

(10) **Patent No.:** **US D783,598 S**

(45) **Date of Patent:** **\*\* Apr. 11, 2017**

(54) **NOTEBOOK COMPUTER**

(71) Applicants: **Yun Bai**, Taipei (TW); **Yu-Wen Cheng**, Taipei (TW); **Yu-Ning Chang**, Taipei (TW); **Ming-Chung Liu**, Taipei (TW); **Ming-Shun Lu**, Taipei (TW)

(72) Inventors: **Yun Bai**, Taipei (TW); **Yu-Wen Cheng**, Taipei (TW); **Yu-Ning Chang**, Taipei (TW); **Ming-Chung Liu**, Taipei (TW); **Ming-Shun Lu**, Taipei (TW)

(73) Assignee: **COMPAL ELECTRONICS, INC.**, Taipei (TW)

(\*\*) Term: **15 Years**

(21) Appl. No.: **29/558,358**

(22) Filed: **Mar. 16, 2016**

(51) **LOC (10) Cl.** ..... **14-02**

(52) **U.S. Cl.**  
USPC ..... **D14/315**

(58) **Field of Classification Search**

USPC ..... D14/315-327; D18/1, 2, 7, 11; 235/145 A, 145 R; 341/22, 23; 345/104, 345/156, 168, 169, 173; 361/679.08, 361/679.09, 679.11, 679.26, 679.27  
CPC ..... G06F 1/16; G06F 1/1616; G06F 1/1626; G06F 1/1632; G06F 1/1613; G06F 1/1601; G06F 1/1618; G06F 1/162; G06F 1/166; G06F 1/1654; G06F 1/1681; G06F 1/1637;

(Continued)

(56) **References Cited**

**U.S. PATENT DOCUMENTS**

6,775,129 B1 \* 8/2004 Ghosh ..... G06F 1/162  
361/679.09  
7,299,580 B2 \* 11/2007 Wang ..... F16M 11/10  
248/461

(Continued)

*Primary Examiner* — Freda S Nunn

(74) *Attorney, Agent, or Firm* — Jianq Chyun IP Office

(57) **CLAIM**

The ornamental design for a notebook computer, as shown and described.

**DESCRIPTION**

FIG. 1 is a perspective view of a notebook computer showing our new design;

FIG. 2 is a front view thereof;

FIG. 3 is a rear view thereof;

FIG. 4 is a left side view thereof;

FIG. 5 is a right side view thereof;

FIG. 6 is a top view thereof;

FIG. 7 is a bottom view thereof;

FIG. 8 is an enlarged view of an indicated portion of FIG. 4;

FIG. 9 is a front view thereof shown in a closed state, wherein the stand faces downward;

FIG. 10 is a rear view thereof shown in a closed state, wherein the stand faces downward;

FIG. 11 is a left side view thereof shown in a closed state, wherein the stand faces downward;

FIG. 12 is a right side view thereof shown in a closed state, wherein the stand faces downward;


FIG. 13 is a top view thereof shown in a closed state, wherein the stand faces downward;

FIG. 14 is a bottom view thereof shown in a closed state, wherein the stand faces downward; and,

FIG. 15 is a cross-sectional view thereof taken along lines 15-15 of FIG. 9.

The dot-dashed broken lines represent a boundary of the claimed design and form no part of the claimed design. The dashed line showing of portions of the notebook computer is for the purpose of illustrating unclaimed portions of the notebook computer and forms no part of the claimed design.

**1 Claim, 13 Drawing Sheets**



(58) **Field of Classification Search**

CPC ..... G06F 1/1688; G06F 1/1656; H01R 35/02;  
H03M 11/00; G09B 13/04; H03K 17/94;  
G09G 5/00; F16M 11/10; H05K 5/00;  
H04M 1/0237

See application file for complete search history.

(56) **References Cited**

U.S. PATENT DOCUMENTS

7,690,576	B2 *	4/2010	Ladouceur .....	H04M 1/0237 235/472.01
D678,877	S *	3/2013	Groene .....	D14/341
D706,761	S *	6/2014	Lee .....	D14/315
D706,766	S *	6/2014	Lee .....	D14/316
8,867,775	B2 *	10/2014	Vissia .....	H04R 1/028 381/333
2005/0052831	A1 *	3/2005	Chen .....	G06F 1/1616 361/679.11
2012/0044620	A1 *	2/2012	Song .....	G06F 1/1616 361/679.01

\* cited by examiner

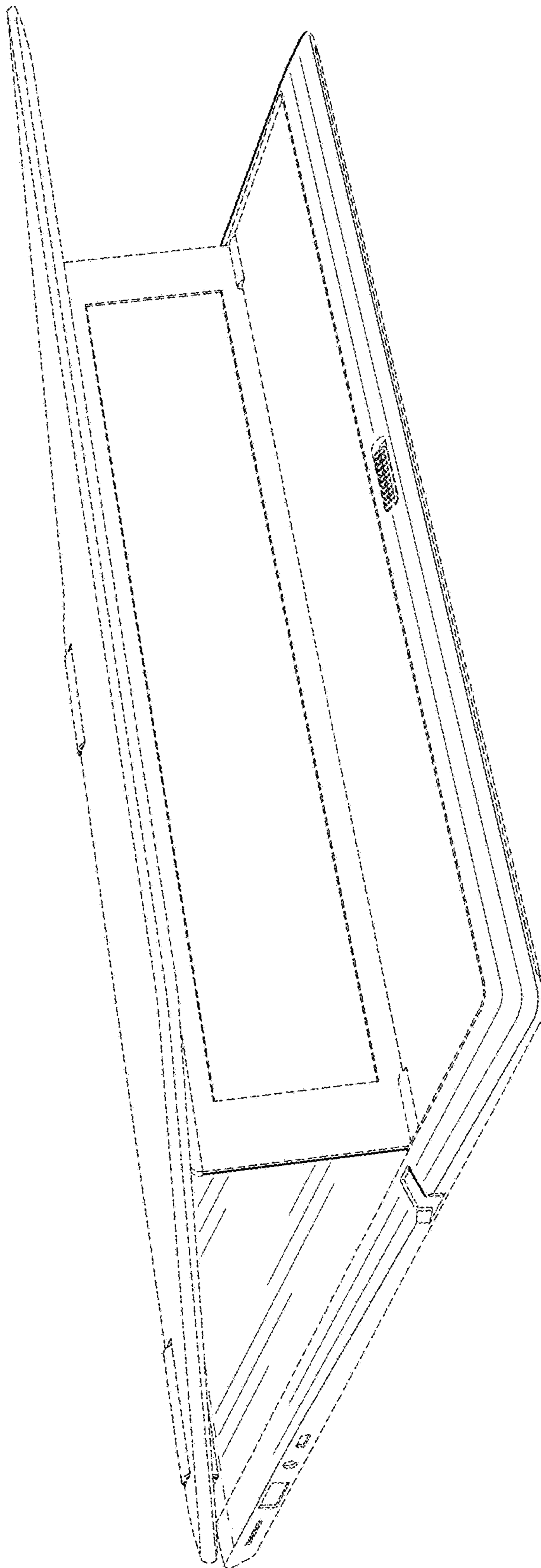


FIG. 1

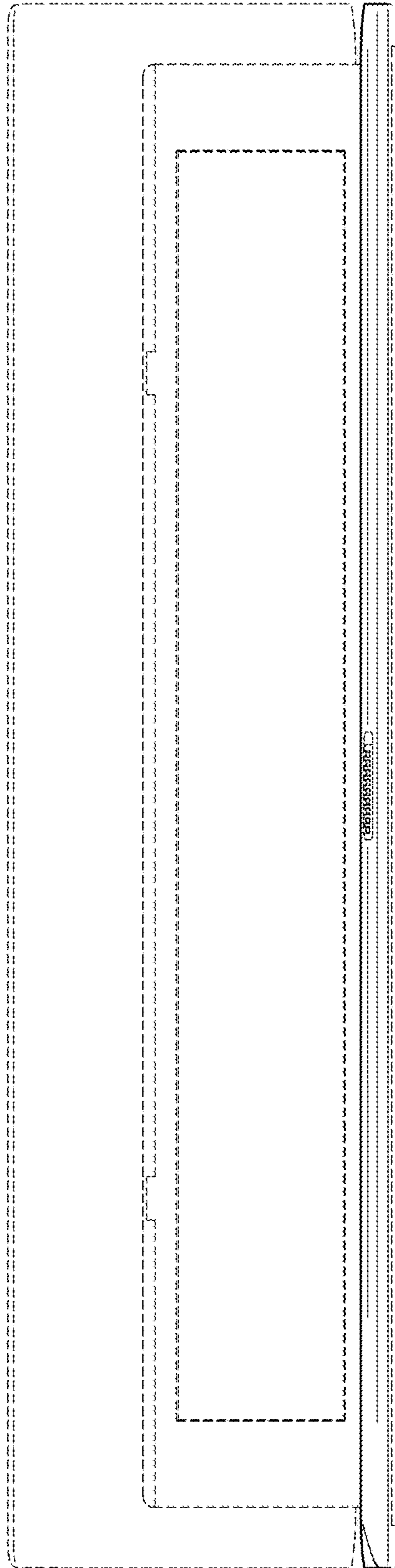


FIG. 2

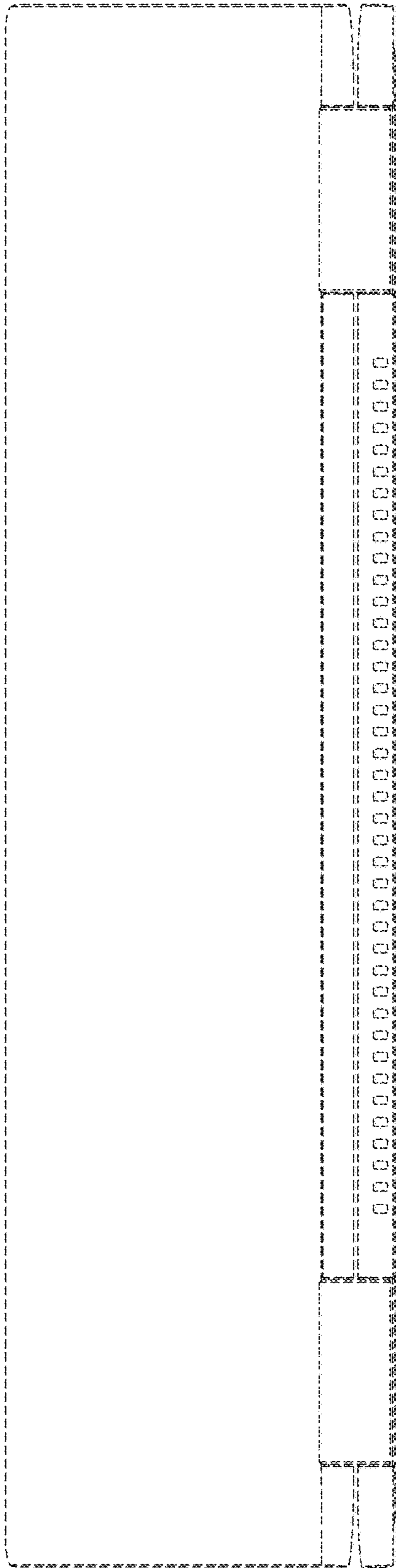


FIG. 3



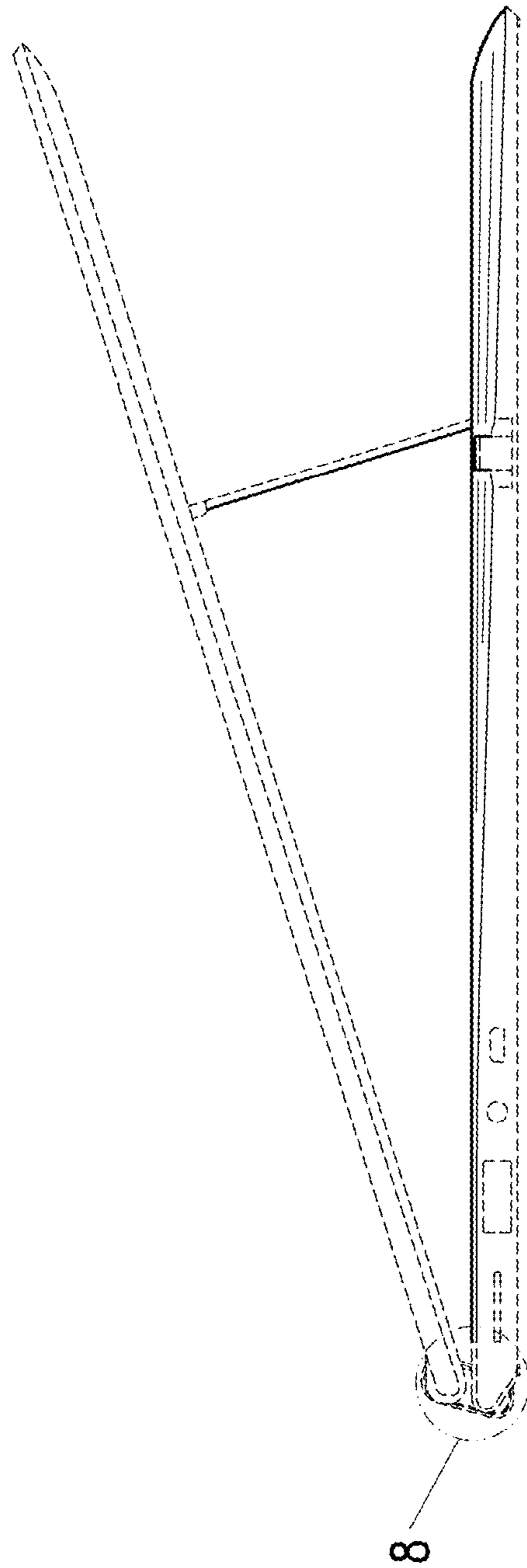


FIG. 4

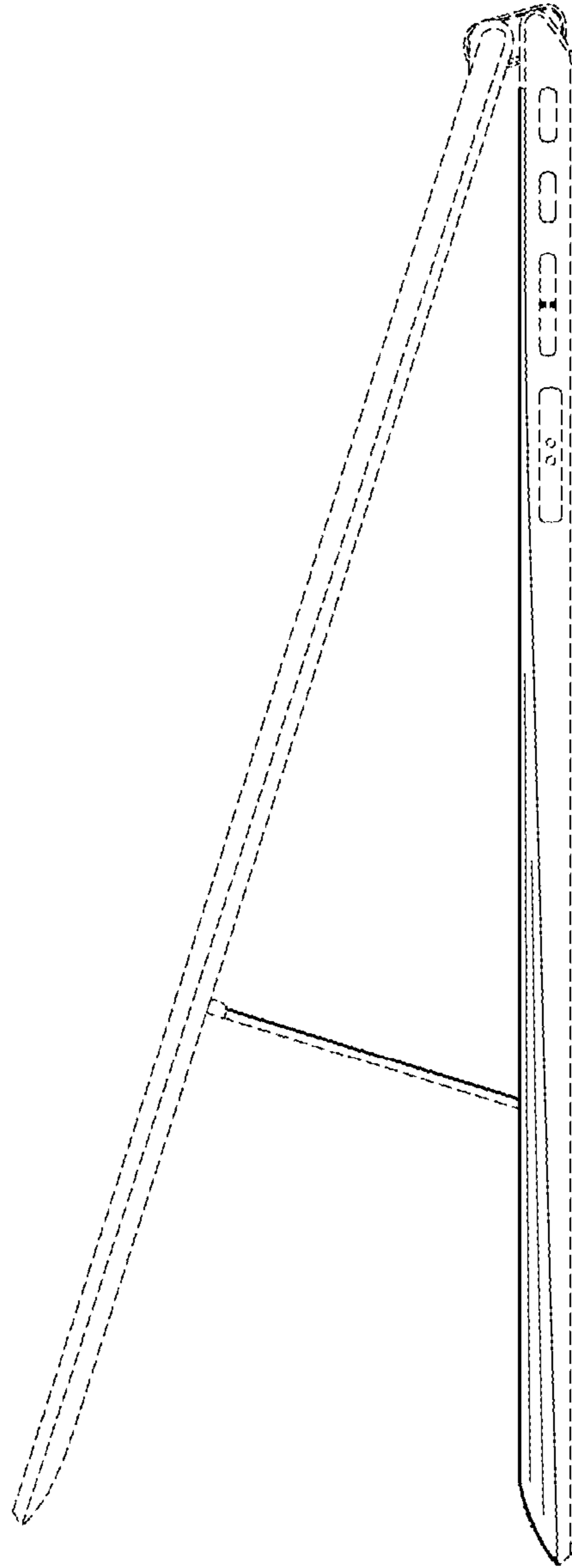


FIG. 5




FIG. 6



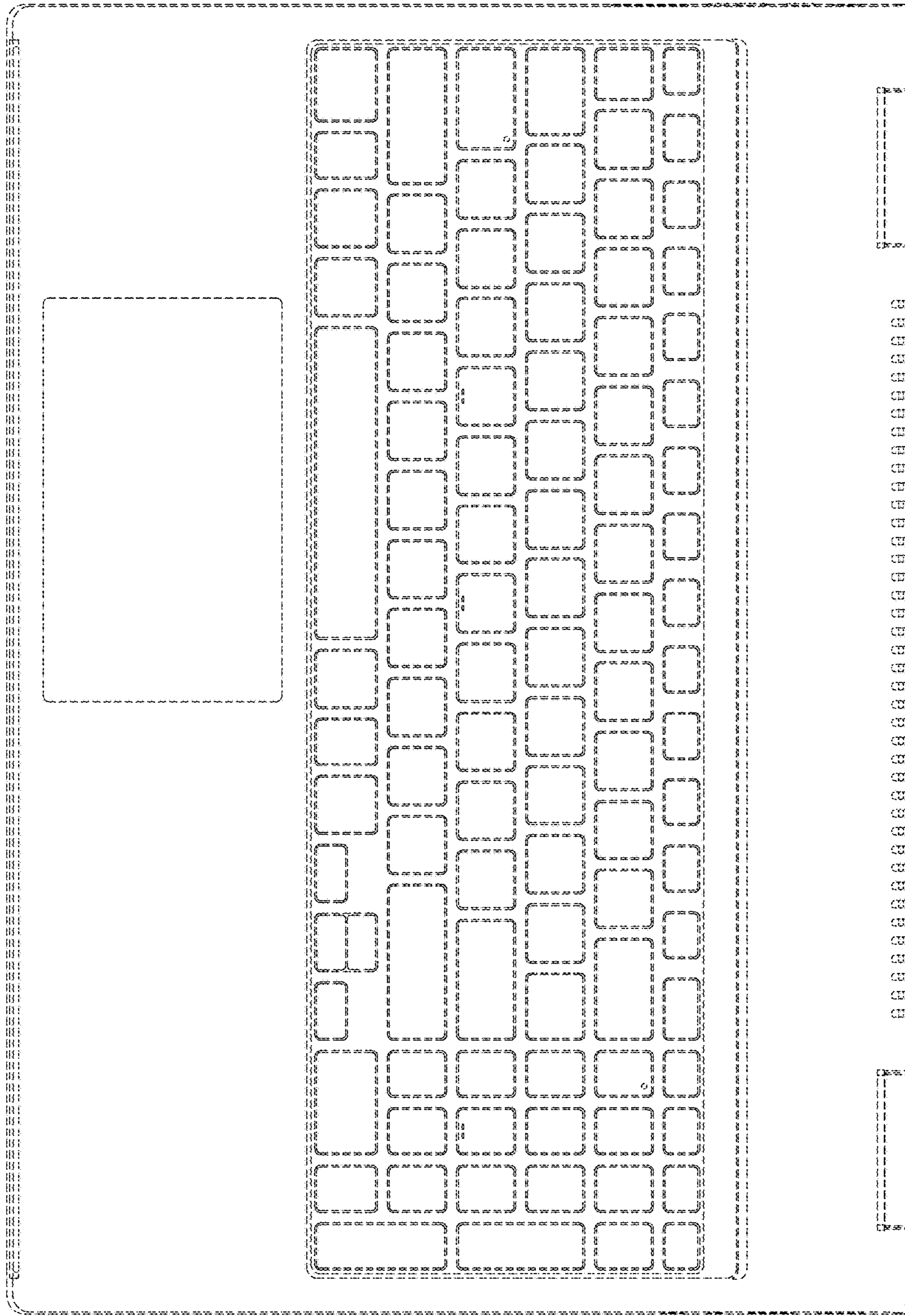


FIG. 7

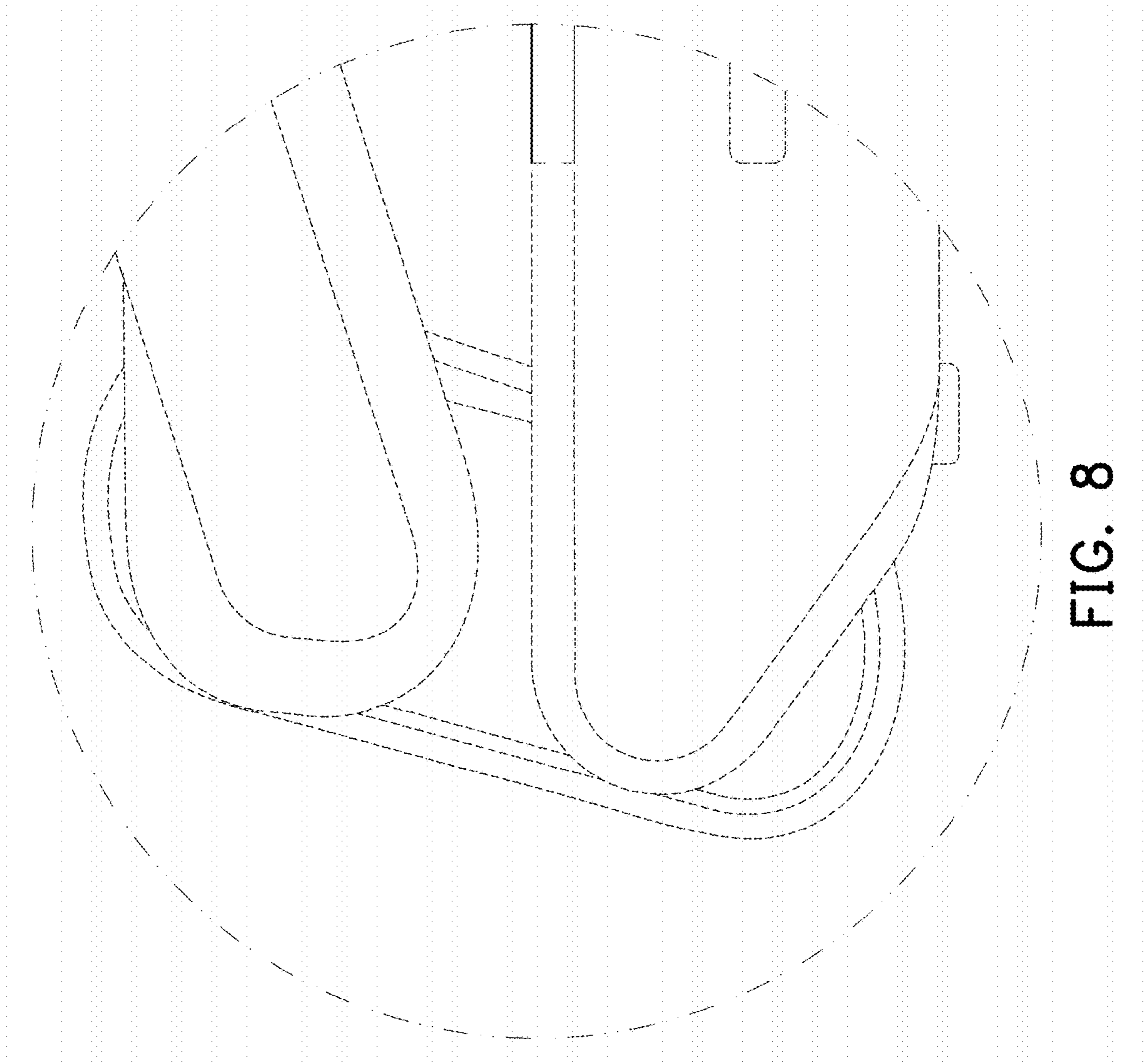


FIG. 8

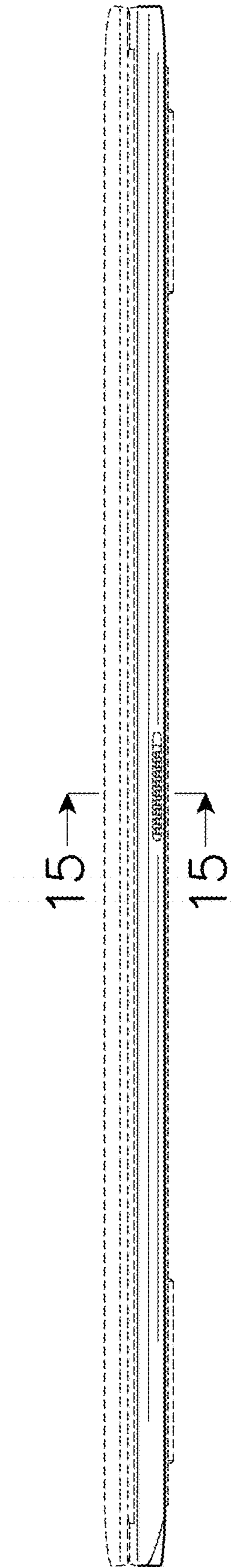


FIG. 9

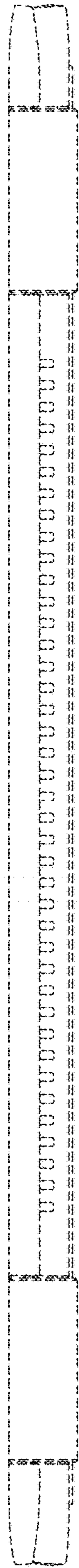


FIG. 10




FIG. 11




FIG. 12




FIG. 13



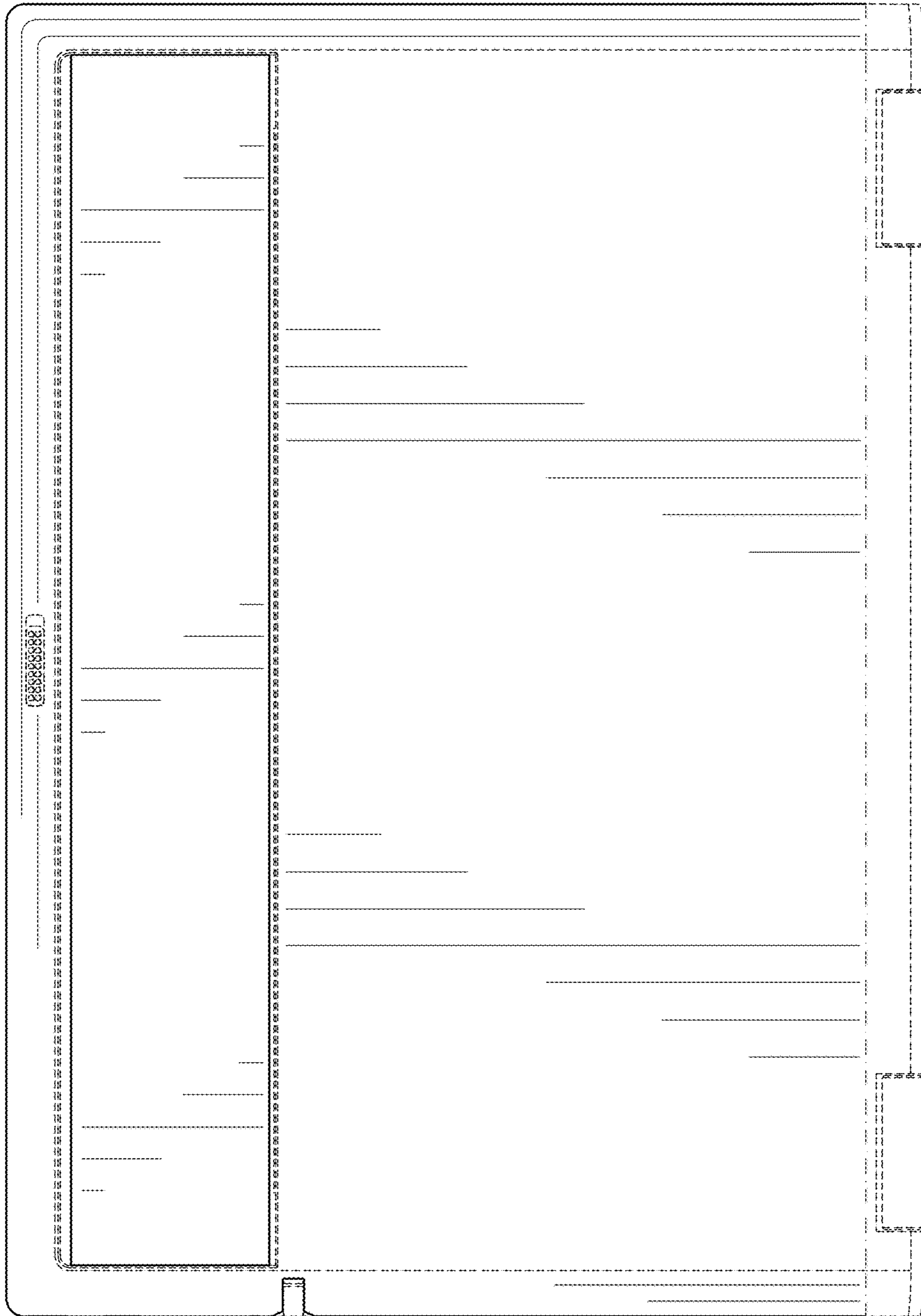


FIG. 14



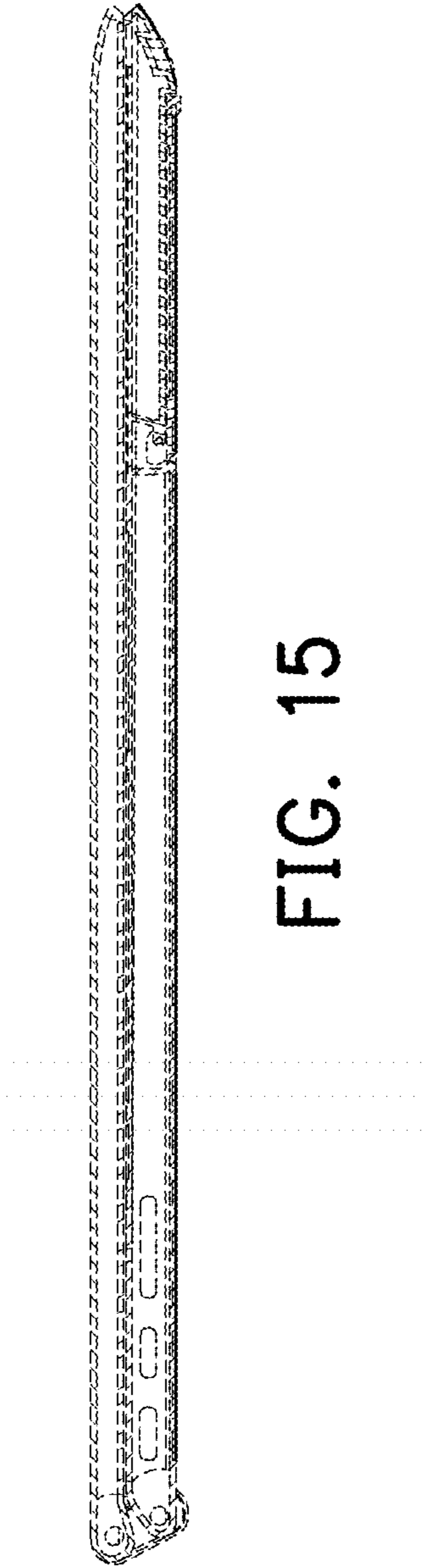


FIG. 15