



US00D783587S

(12) **United States Design Patent**
Kim

(10) **Patent No.:** **US D783,587 S**

(45) **Date of Patent:** **** *Apr. 11, 2017**

(54) **CASE FOR MOBILE PHONE**

(71) Applicant: **LG ELECTRONICS INC.**, Seoul (KR)

(72) Inventor: **Sung Woo Kim**, Seoul (KR)

(73) Assignee: **LG ELECTRONICS INC.**, Seoul (KR)

(*) Notice: This patent is subject to a terminal disclaimer.

(**) Term: **14 Years**

(21) Appl. No.: **29/512,236**

(22) Filed: **Dec. 17, 2014**

(30) **Foreign Application Priority Data**

Jun. 26, 2014 (KR) 30-2014-0031610

(51) **LOC (10) Cl.** **14-03**

(52) **U.S. Cl.**
USPC **D14/250**

(58) **Field of Classification Search**

USPC D14/238.1, 440, 203.3–203.7, 217, 240,
D14/248, 251–253, 447, 496, 250;
D3/201, 218, 247, 269, 273, 301, 303;
D13/103, 107–108, 119

CPC H04B 1/3888; H04M 1/0283; H04M 1/0202;
A45C 1/06; A45C 2011/002; A45C 11/00;
A45C 13/02; A45F 2005/026; A45F
2200/0525; A45F 2200/0516

See application file for complete search history.

(56) **References Cited**

U.S. PATENT DOCUMENTS

D540,539 S * 4/2007 Gutierrez D14/484.1
D547,057 S * 7/2007 Griffin D3/218

D551,856 S * 10/2007 Ko D3/201
D557,494 S * 12/2007 Mayette D3/218
D569,607 S * 5/2008 Calco D3/201
D594,849 S * 6/2009 Ko D14/217
D657,354 S * 4/2012 Kim D14/250
D666,409 S * 9/2012 Andre D3/218
D668,458 S * 10/2012 Lee D3/303
D685,801 S * 7/2013 Canizares D14/440
D705,207 S * 5/2014 Kim D14/250
D706,753 S * 6/2014 Kim D14/250
D707,218 S * 6/2014 YoonYoung D14/250
D710,838 S * 8/2014 Song D14/250
D716,286 S * 10/2014 Ahn D14/250
D721,693 S * 1/2015 Lee D14/250
D721,694 S * 1/2015 Lee D14/250
D728,553 S * 5/2015 Kim D14/250
D730,342 S * 5/2015 Kim D14/250

(Continued)

Primary Examiner — Carla Jobe Wright

(74) *Attorney, Agent, or Firm* — Birch, Stewart, Kolasch & Birch, LLP

(57) **CLAIM**

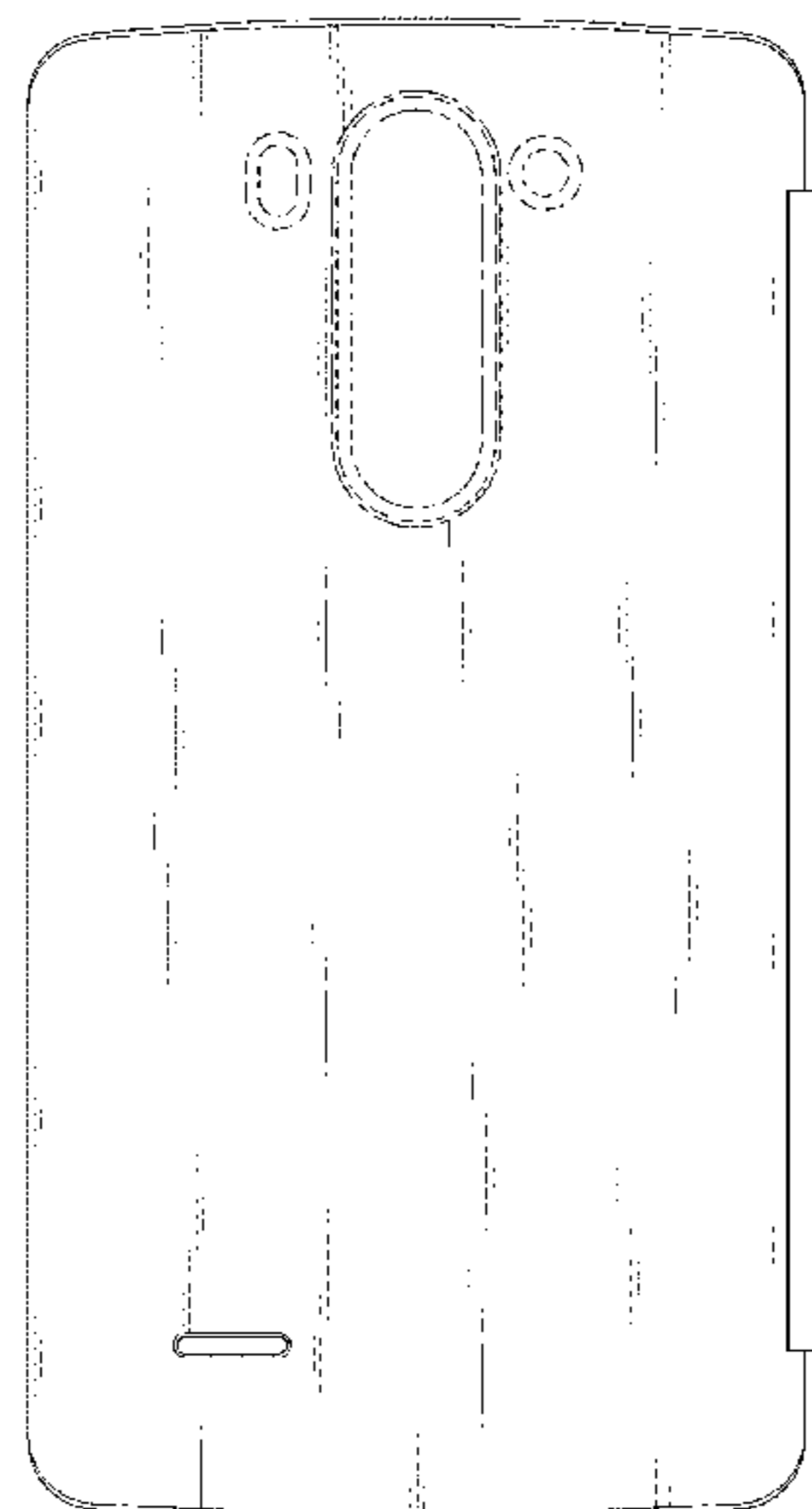
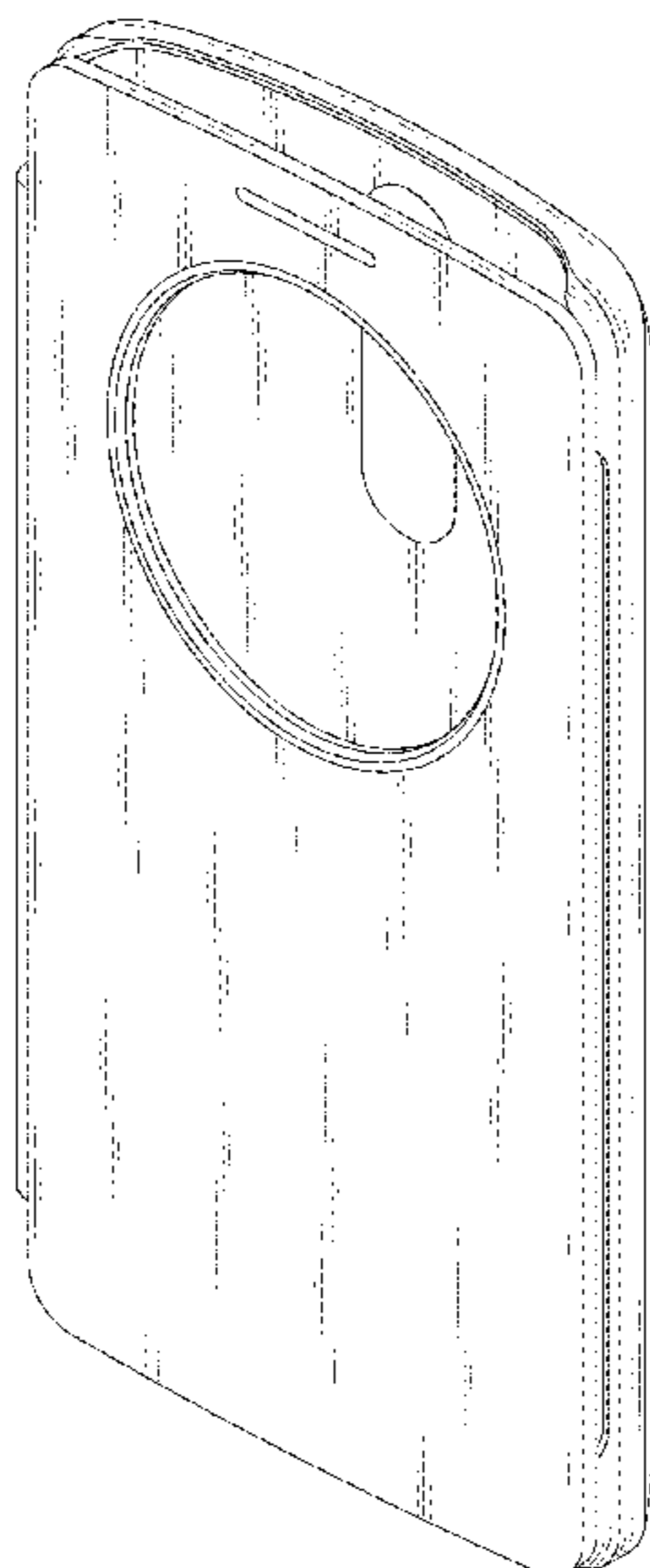
I claim the ornamental design for a case for mobile phone, as shown and described.

DESCRIPTION

FIG. 1 is a perspective view of a case for mobile phone showing my new design;
FIG. 2 is a front elevation view thereof;
FIG. 3 is a rear elevation view thereof;
FIG. 4 is a left-side elevation view thereof;
FIG. 5 is a right-side elevation view thereof;
FIG. 6 is a top plan view thereof; and,
FIG. 7 is a bottom plan view thereof.

The dot-dash broken lines represent boundaries of the claimed design. The dash-dash broken lines depict environmental subject matter that forms no part of the claimed design. The broken lines form no part of the claimed design.

1 Claim, 4 Drawing Sheets



(56)

References Cited

U.S. PATENT DOCUMENTS

D733,111 S *	6/2015	Kim	D14/250
D756,982 S *	5/2016	Choe	D14/250
D761,776 S *	7/2016	Choe	D14/250
D762,199 S *	7/2016	Lee	D14/250
2008/0053851 A1 *	3/2008	Ko	A45C 11/00 206/320
2008/0053852 A1 *	3/2008	Ko	A45C 11/00 206/320
2015/0155903 A1 *	6/2015	Jang	H04B 1/3888 455/575.8

* cited by examiner

FIG. 1

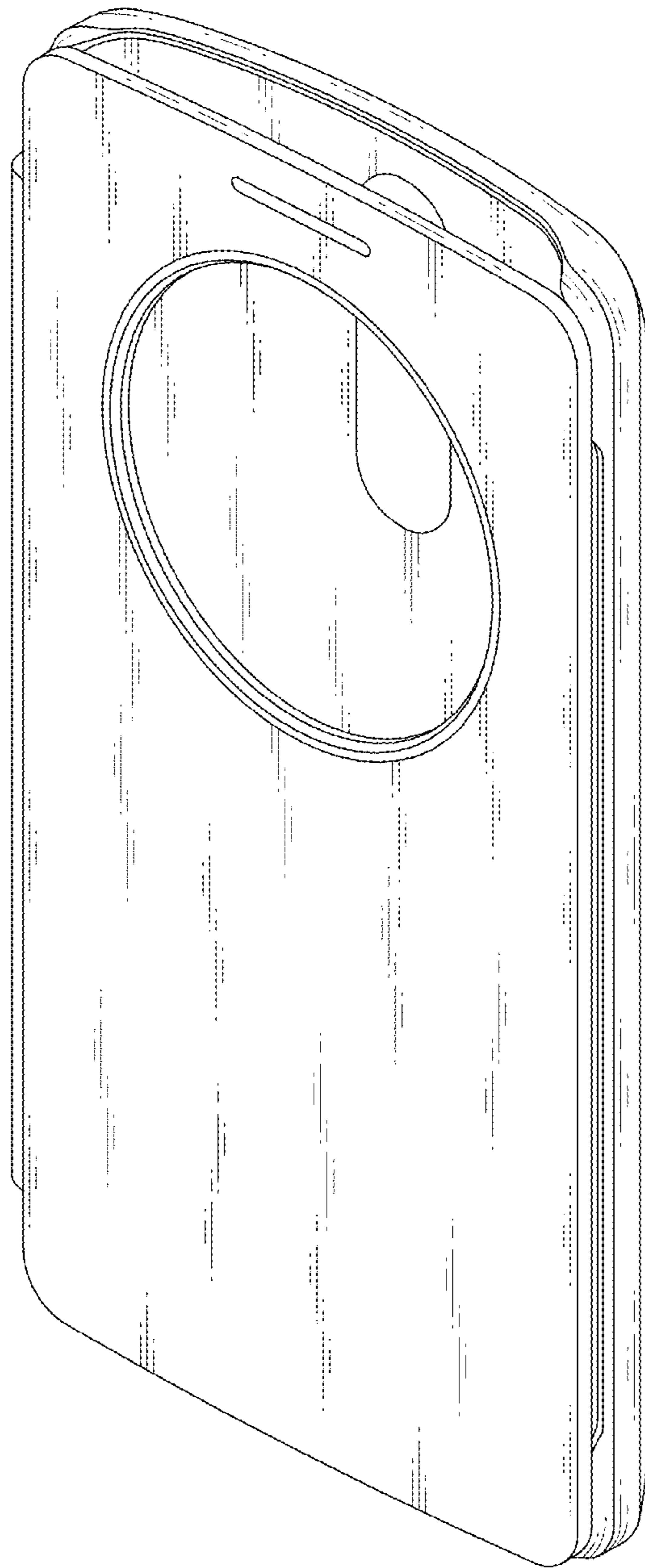


FIG.2

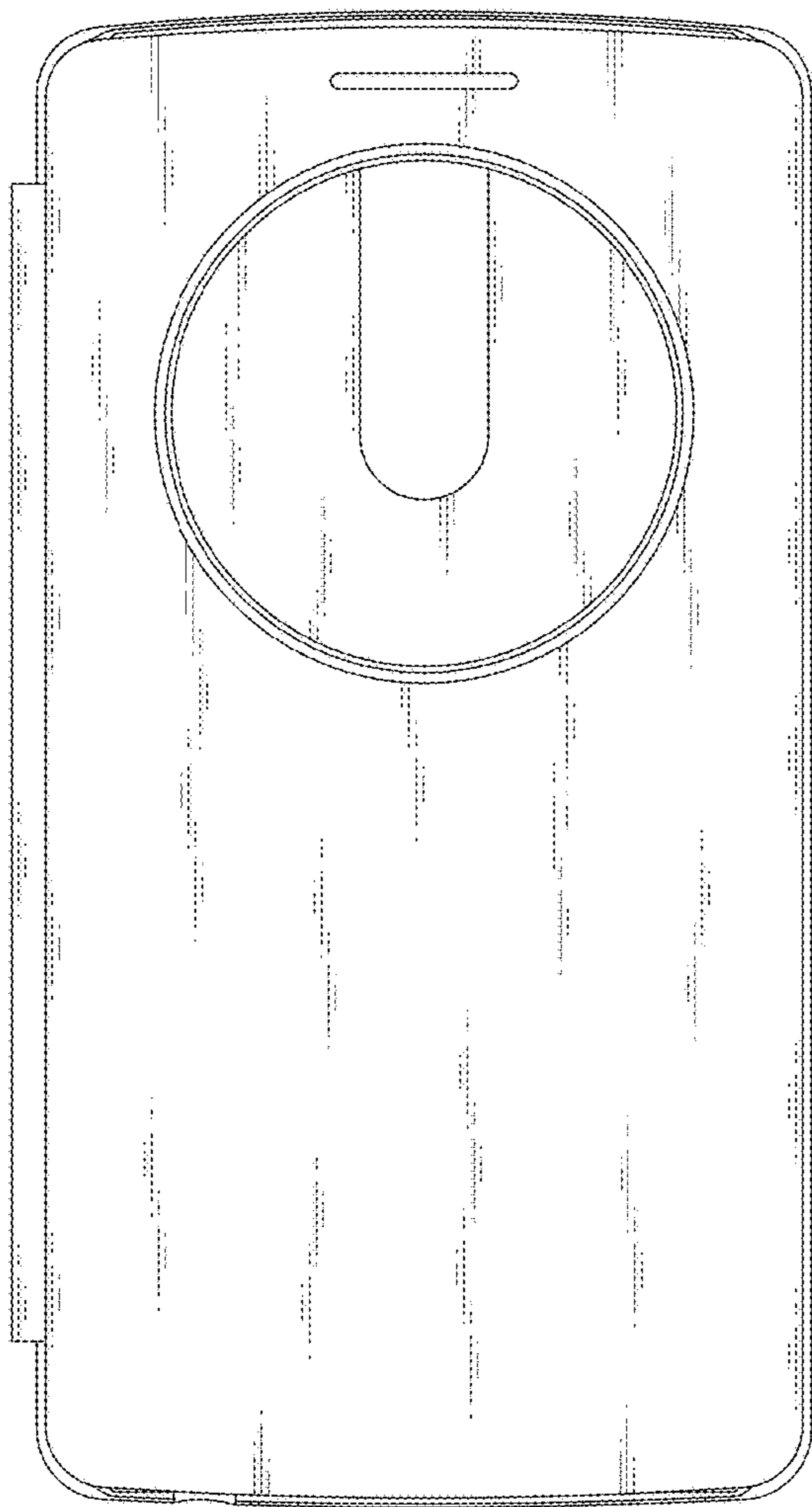


FIG.3

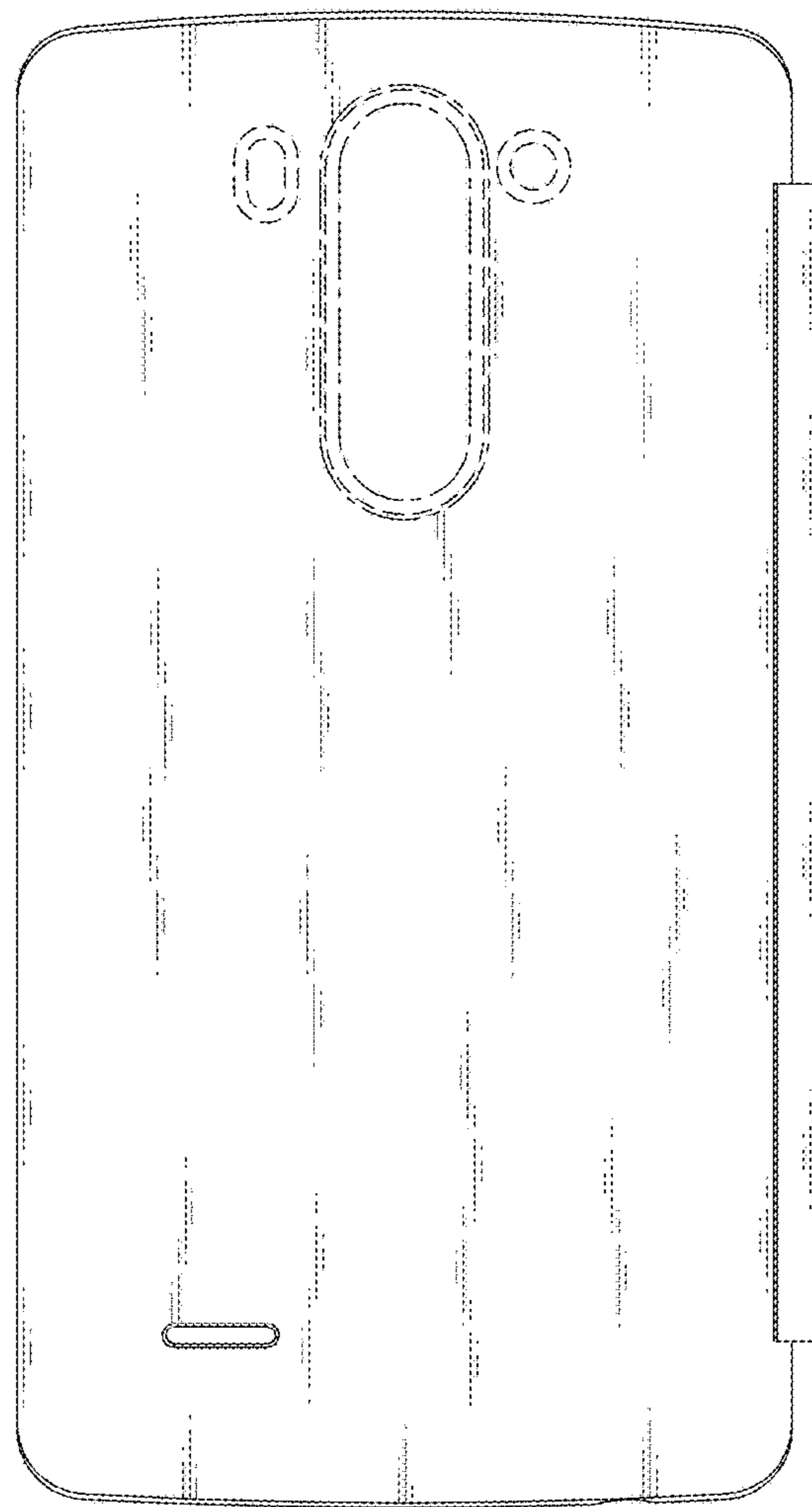


FIG.4




FIG.5




FIG.6




FIG.7

