



US00D783574S

(12) **United States Design Patent**
Garrett et al.

(10) **Patent No.:** **US D783,574 S**

(45) **Date of Patent:** **** Apr. 11, 2017**

(54) **LOUDSPEAKER**

2499/11; H04R 2499/13; H04R 2499/15;
H04S 3/00; H04S 7/30

(71) Applicant: **Harman International Industries, Incorporated**, Northridge, CA (US)

See application file for complete search history.

(72) Inventors: **James Garrett**, Simi Valley, CA (US);
Mark Glazer, Agoura Hills, CA (US);
Fred Tubis, Northridge, CA (US)

(56) **References Cited**

U.S. PATENT DOCUMENTS

(73) Assignee: **Harman International Industries, Incorporated**, Northridge, CA (US)

(**) Term: **15 Years**

(21) Appl. No.: **29/531,289**

(22) Filed: **Jun. 24, 2015**

D359,286	S	*	6/1995	Fujino	D14/212
D485,256	S	*	1/2004	Allen	D14/214
D485,257	S	*	1/2004	Allen	D14/214
D486,474	S	*	2/2004	Allen	D14/215
D486,475	S	*	2/2004	Allen	D14/214
D628,558	S	*	12/2010	Vercelli	D14/215
D664,122	S	*	7/2012	Cho	D14/215
D672,751	S	*	12/2012	Davies	D14/204
D676,025	S	*	2/2013	Davies	D14/204
D678,245	S	*	3/2013	Davies	D14/215
D678,246	S	*	3/2013	Davies	D14/204
D680,097	S	*	4/2013	Davies	D14/204
D680,098	S	*	4/2013	Davies	D14/204
D680,099	S	*	4/2013	Davies	D14/204

(Continued)

Related U.S. Application Data

(63) Continuation-in-part of application No. 29/513,607, filed on Jan. 2, 2015, now abandoned.

Primary Examiner — Keli L Hill

(51) **LOC (10) Cl.** **14-03**

(74) *Attorney, Agent, or Firm* — Plumsea Law Group, LLC

(52) **U.S. Cl.**
USPC **D14/214; D14/215**

(57) **CLAIM**

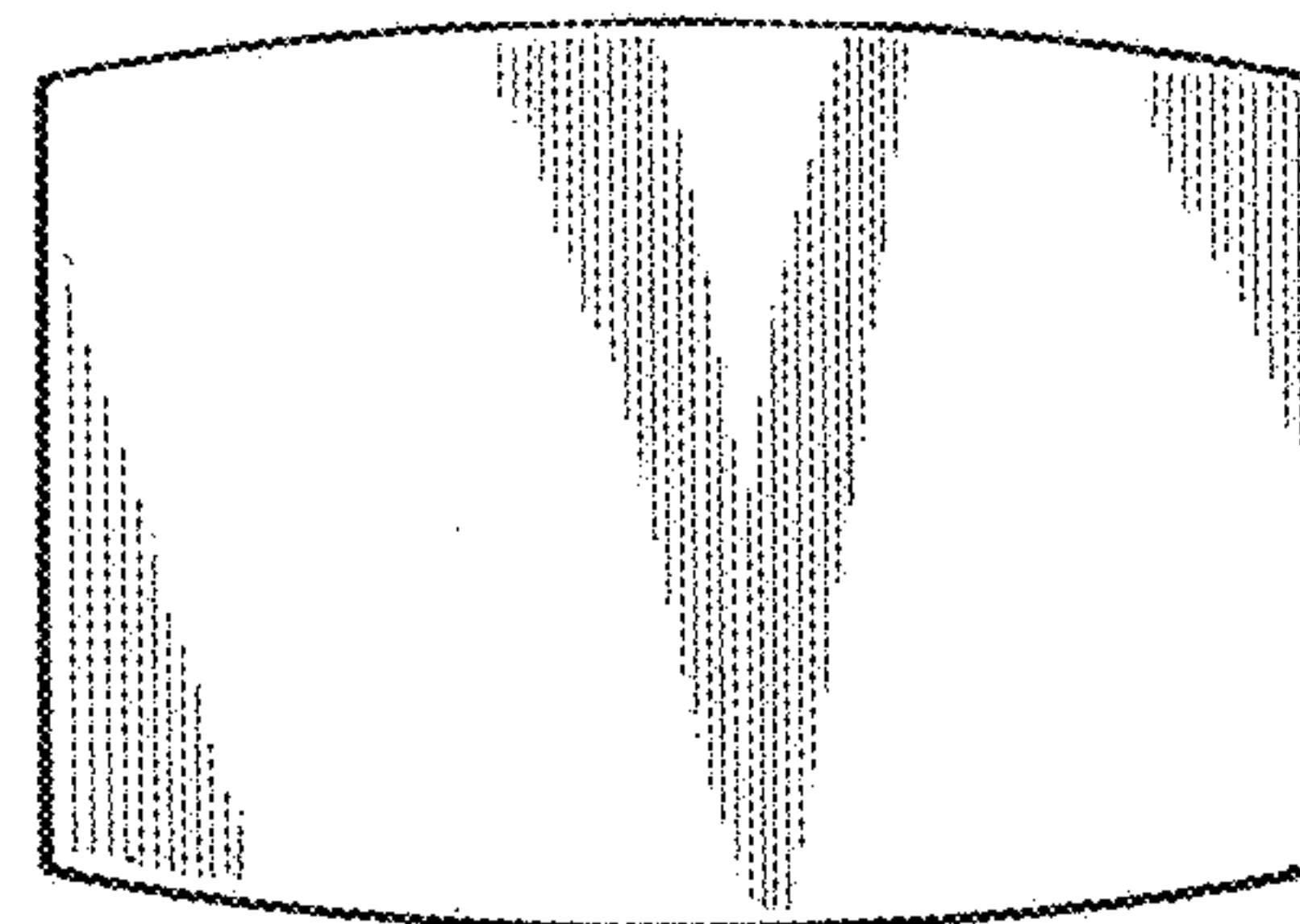
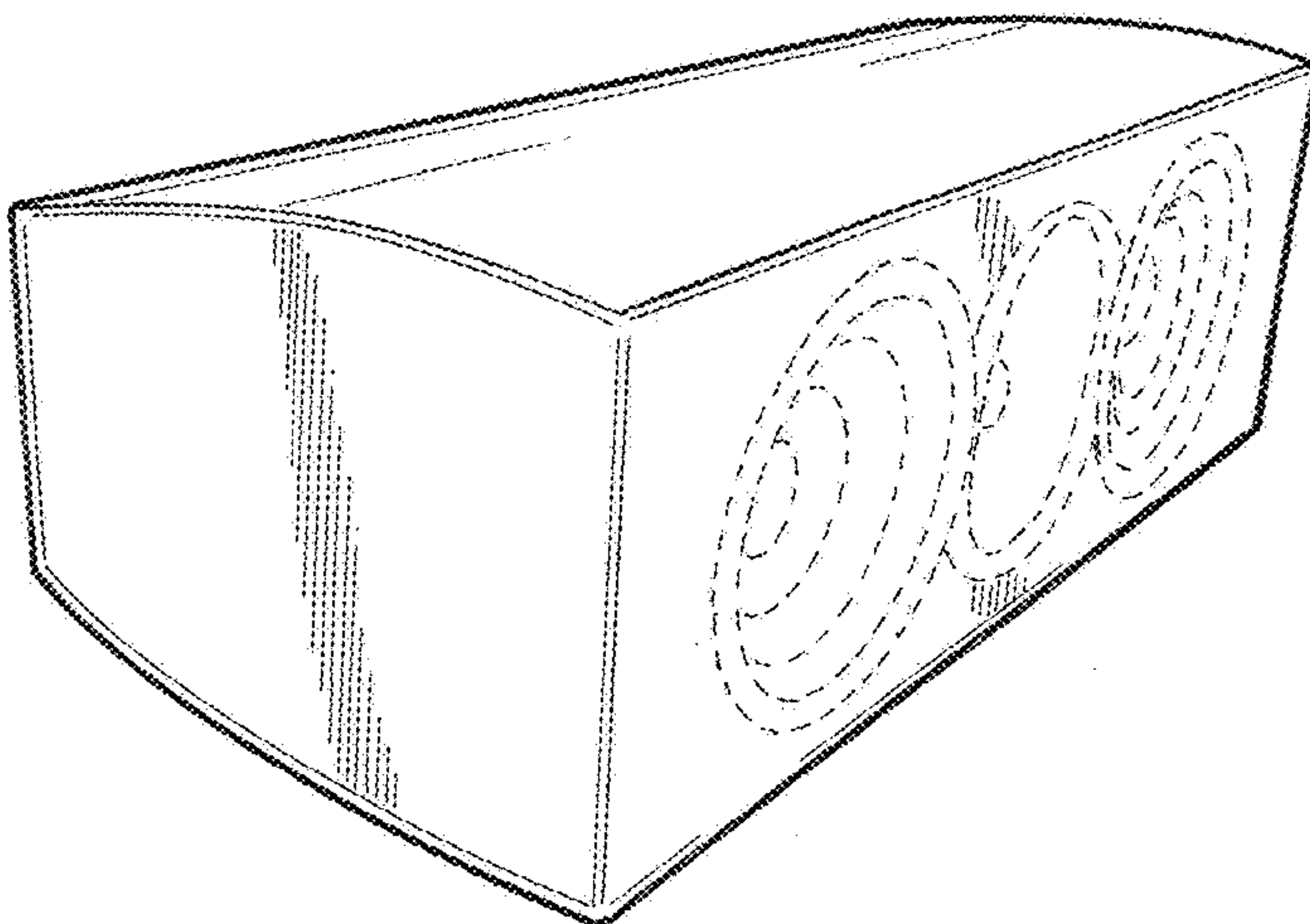
(58) **Field of Classification Search**
USPC D14/167, 168, 170–172, 188, 194–196, D14/204, 207, 209.1, 210–216, 219, 221, D14/222, 224, 239, 496; 181/143, 144, 181/147, 148, 150, 153, 157, 198, 199; 381/300–303, 306, 332, 333, 336, 345, 381/361–364, 386–388; 369/6–12
CPC B60R 11/0217; G06F 1/1688; H04M 1/03; H04M 1/035; H04R 1/02; H04R 1/06; H04R 1/021; H04R 1/025; H04R 1/026; H04R 1/028; H04R 1/105; H04R 1/323; H04R 1/403; H04R 1/2803; H04R 1/2834; H04R 5/02; H04R 7/20; H04R 9/06; H04R 9/025; H04R 2201/021; H04R 2400/00; H04R 2400/07; H04R

The ornamental design for a loudspeaker, as shown and described.

DESCRIPTION

FIG. 1 is a perspective view of a loudspeaker showing our new design;
FIG. 2 is a front elevational view thereof;
FIG. 3 is a rear elevational view thereof;
FIG. 4 is a top plan view thereof; and,
FIG. 5 is a side elevational view of one side thereof, the opposite side elevational view being a mirror image thereof. The broken line showings form no part of the claimed design.

1 Claim, 3 Drawing Sheets



(56)

References Cited

U.S. PATENT DOCUMENTS

D687,412 S	*	8/2013	Davies	D14/213
D691,115 S	*	10/2013	Silvera	D14/212
D695,269 S	*	12/2013	Carpenter	D14/209.1
D712,377 S	*	9/2014	Delrue	D14/213
D714,259 S	*	9/2014	Galler	D14/221
D716,765 S	*	11/2014	Kim	D14/215
D732,005 S	*	6/2015	Davies	D14/215
D733,681 S	*	7/2015	Moir	D14/214
D738,352 S	*	9/2015	Alexander	D14/215
D747,698 S	*	1/2016	Choi	D14/188

* cited by examiner

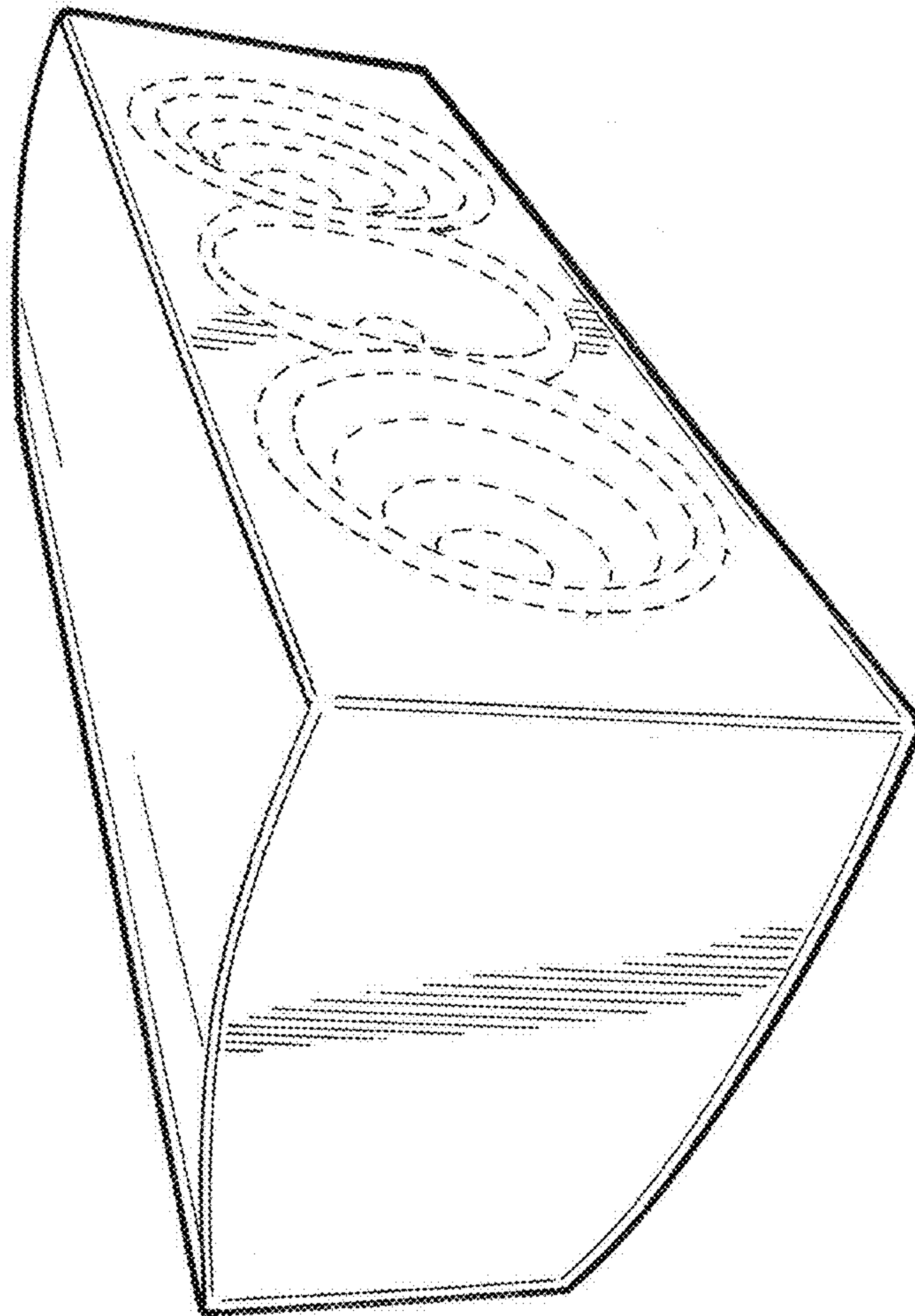


FIG. 1

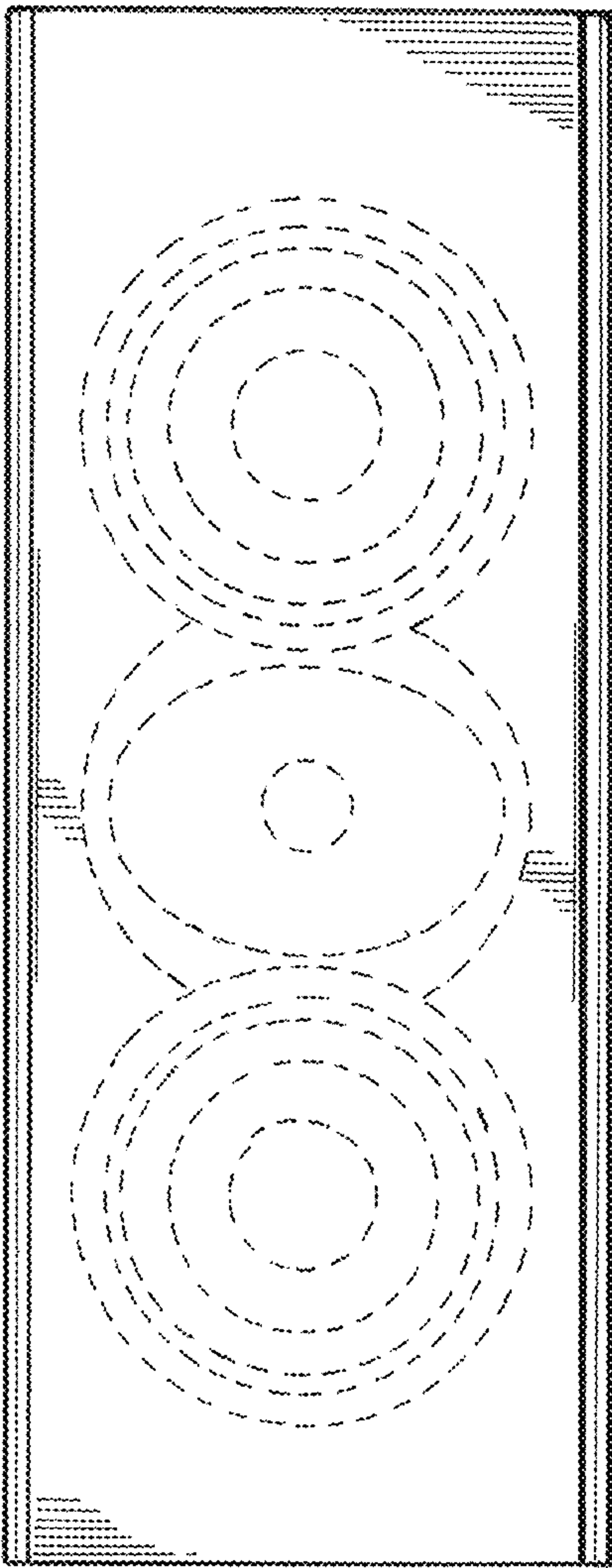


FIG. 2

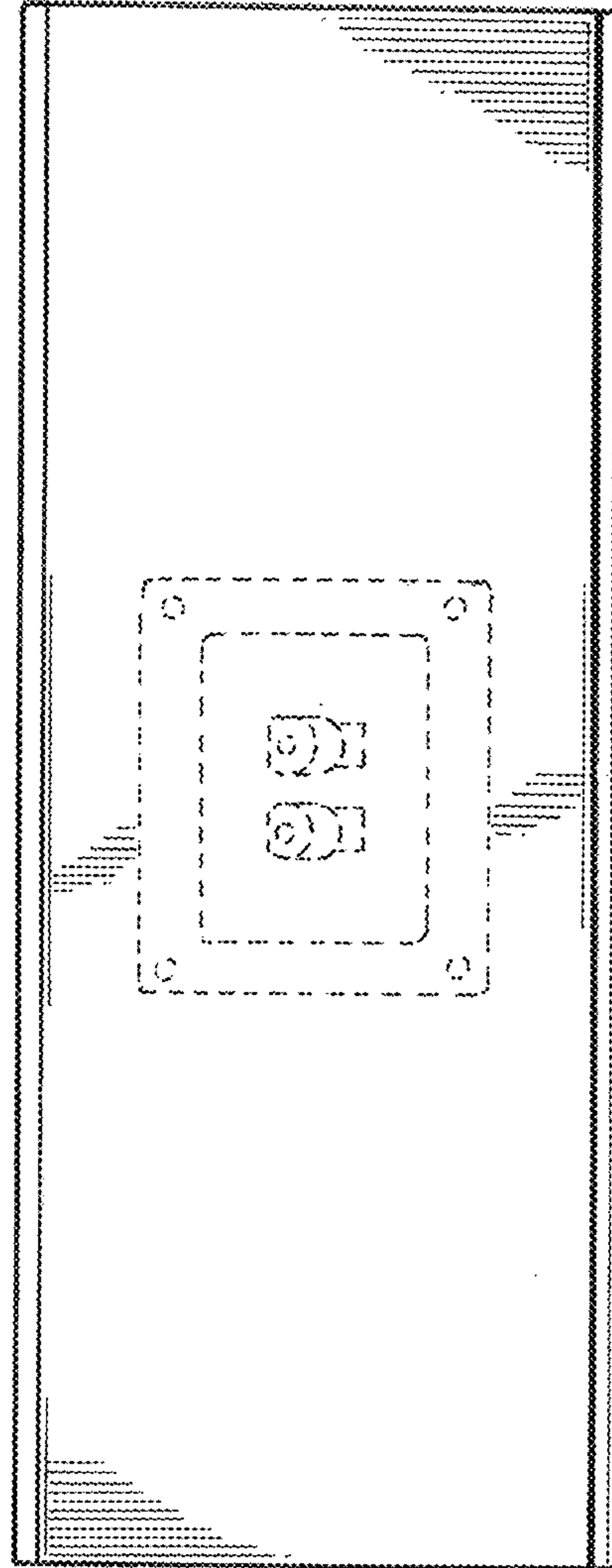


FIG. 3




FIG. 4

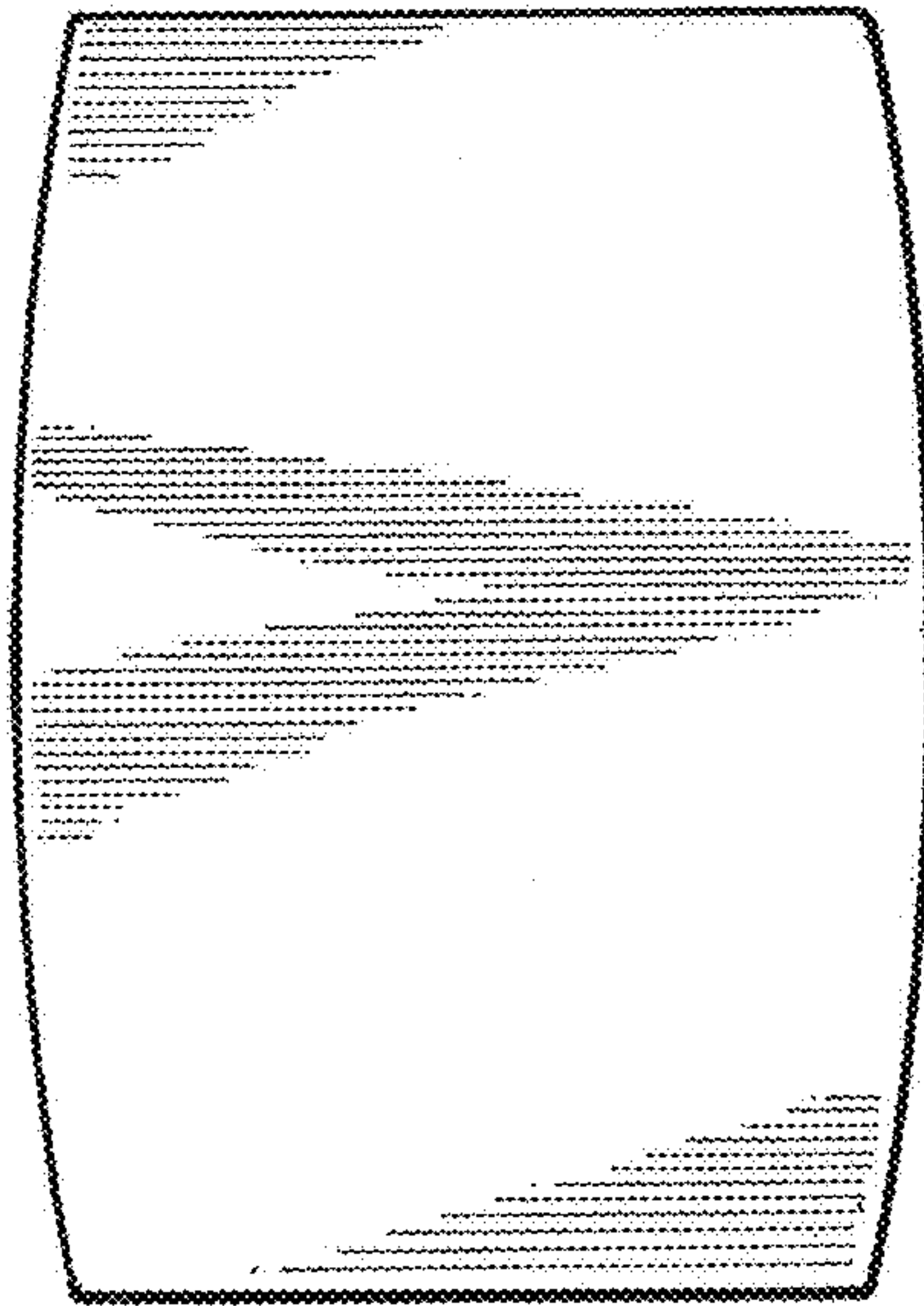


FIG. 5