



US00D783570S

(12) **United States Design Patent**  
**Sprinkle**

(10) **Patent No.:** **US D783,570 S**

(45) **Date of Patent:** **\*\* Apr. 11, 2017**

(54) **ACOUSTICAL HORN OF A LOUDSPEAKER**

(71) Applicant: **Harman International Industries, Incorporated**, Northridge, CA (US)

(72) Inventor: **Charles M. Sprinkle**, Indianapolis, IN (US)

(73) Assignee: **Harman International Industries, Incorporated**, Northridge, CA (US)

(\*\*) Term: **15 Years**

(21) Appl. No.: **29/541,423**

(22) Filed: **Oct. 2, 2015**

**Related U.S. Application Data**

(63) Continuation of application No. 29/457,585, filed on Jun. 11, 2013, now abandoned.

(51) **LOC (10) Cl.** ..... **14-01**

(52) **U.S. Cl.**  
USPC ..... **D14/204**

(58) **Field of Classification Search**  
USPC ..... D14/168, 172, 188, 189, 192, 204, D14/207-209, 209.1, 210-216, 220-222, D14/224, 314, 356, 365; 181/143, 144, 181/148, 150, 151-153, 157, 159, 198, 181/199; 381/300-302, 332, 333, 336, 381/345, 361, 365, 386, 388  
CPC ..... G10K 11/00; G10K 13/00; H04R 1/02; H04R 5/02; H04R 7/02; H05K 5/00; D10K 13/00

See application file for complete search history.

(56) **References Cited**

**U.S. PATENT DOCUMENTS**

4,091,891	A *	5/1978	Hino	.....	G10K 11/24
					181/185
4,390,078	A *	6/1983	Howze	.....	H04R 1/30
					181/185
6,393,131	B1 *	5/2002	Rexroat	.....	H04R 1/023
					181/187
8,811,653	B2 *	8/2014	Hiramoto	.....	H04R 9/06
					381/423
2010/0032233	A1 *	2/2010	Moore	.....	H04R 1/345
					181/152
2012/0263341	A1 *	10/2012	Stead	.....	H04R 7/02
					381/430
2013/0195311	A1 *	8/2013	Sahyoun	.....	H04R 1/2834
					381/395

\* cited by examiner

*Primary Examiner* — Ian Simmons

*Assistant Examiner* — Janice Lim

(74) *Attorney, Agent, or Firm* — Plumsea Law Group, LLC



(57) **CLAIM**

The ornamental design for an acoustical horn of a loudspeaker, as shown and described.

**DESCRIPTION**

FIG. 1 is an elevational view of an acoustical horn of a loudspeaker, showing my new design;  
FIG. 2 is a partially enlarged perspective view thereof, taken from FIG. 1; and,  
FIG. 3 is another partially enlarged perspective view thereof, taken from FIG. 1.

**1 Claim, 3 Drawing Sheets**






FIG. 1




FIG. 2




FIG. 3